

BART POLICE DEPARTMENT



August 2024
MONTHLY REPORT



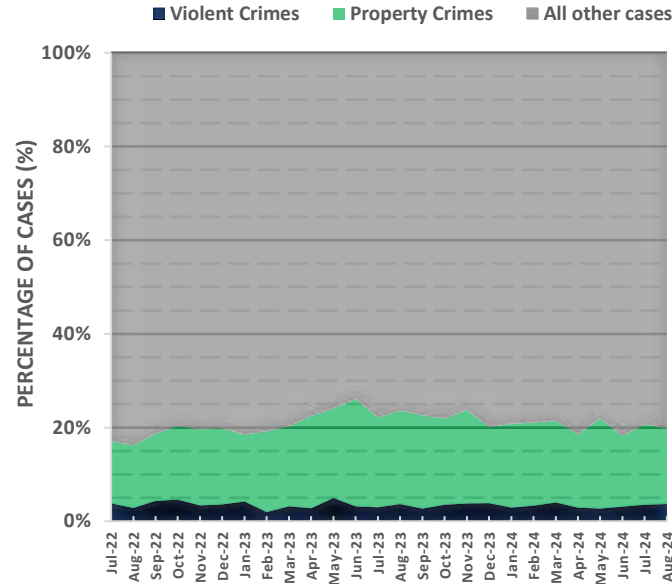
Bay Area Rapid Transit Police Department

101 8th St, Oakland, CA, 94607 (510) 464-7000 www.bart.gov/police

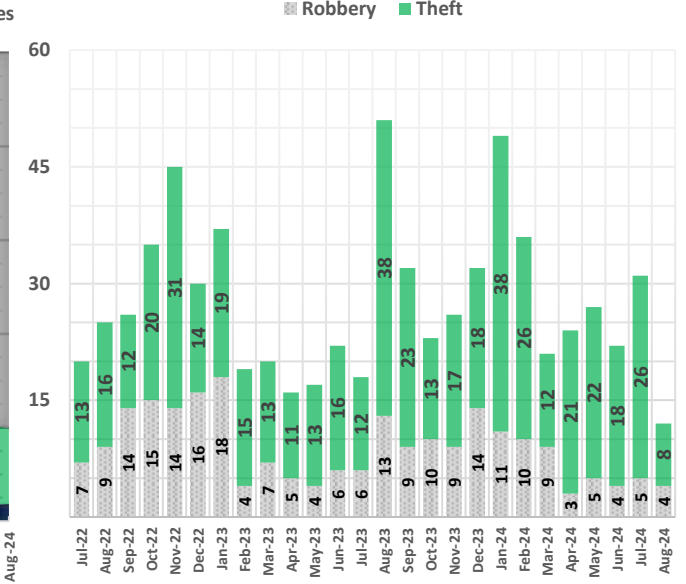
August 2024 Performance Measurement Review - **Systemwide**

| PART 1 UCR Crime | 2019 | 2020 | 2021 | 2022 | 2023 | YTD 2023 | YTD 2024 | PCT % |
|--------------------------------|--------------|--------------|--------------|--------------|--------------|--------------|--------------|-------------|
| Homicide | 2 | 0 | 0 | 4 | 1 | 1 | 1 | 0% |
| Rape | 7 | 5 | 8 | 7 | 7 | 4 | 3 | -25% |
| Robbery | 378 | 252 | 143 | 225 | 235 | 159 | 141 | -11% |
| Aggravated Assault | 112 | 95 | 71 | 114 | 154 | 99 | 91 | -8% |
| Violent Crime Subtotal | 499 | 352 | 222 | 350 | 397 | 263 | 236 | -10% |
| Burglary (Structural) | 16 | 12 | 11 | 23 | 25 | 12 | 18 | +50% |
| Larceny & Auto Burglary | 3,177 | 1,038 | 882 | 1,118 | 1,497 | 1,009 | 886 | -12% |
| Auto Theft | 247 | 100 | 134 | 231 | 671 | 447 | 330 | -26% |
| Arson | 4 | 4 | 5 | 10 | 4 | 4 | 2 | -50% |
| Property Crime Subtotal | 3,444 | 1,154 | 1,032 | 1,382 | 2,197 | 1,472 | 1,236 | -16% |
| TOTAL | 3,943 | 1,506 | 1,254 | 1,732 | 2,594 | 1,735 | 1,472 | -15% |

PART 1 CRIME OVERALL



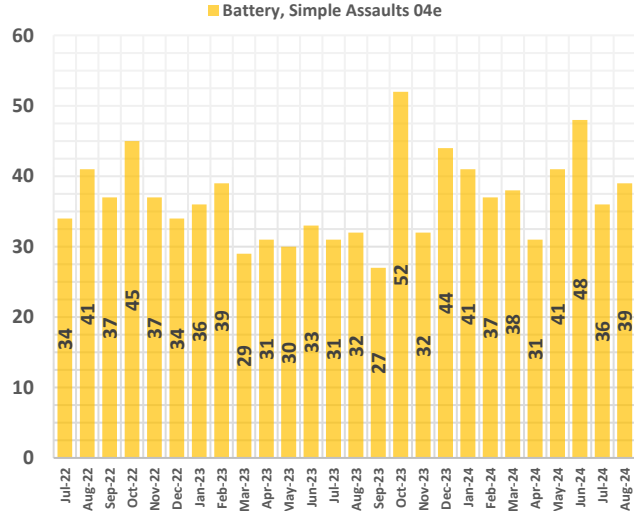
ELECTRONIC CRIMES



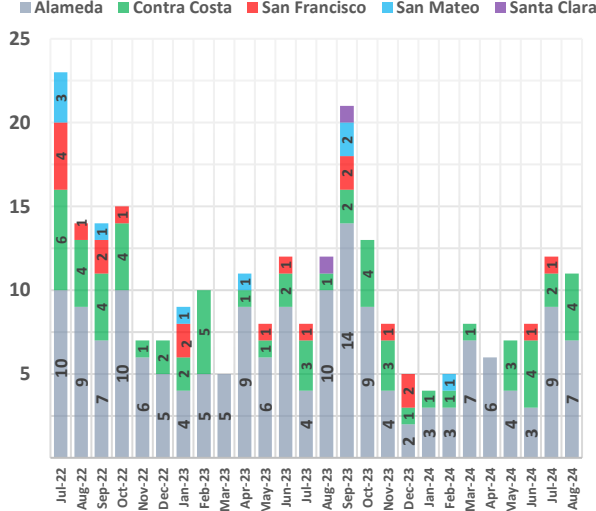
Part 1 Crimes: Top Five Stations

August 2024 M10/OWS M90/DCS A20/FVS A40/SLS A50/BFS
 Full Year 2023 M10/OWS M40/CCS A30/COS M30/PSS A60/HAS

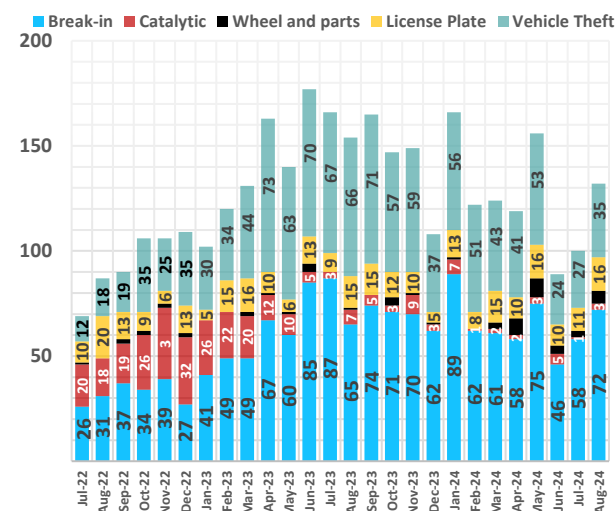
BATTERY & ASSAULT ON BART



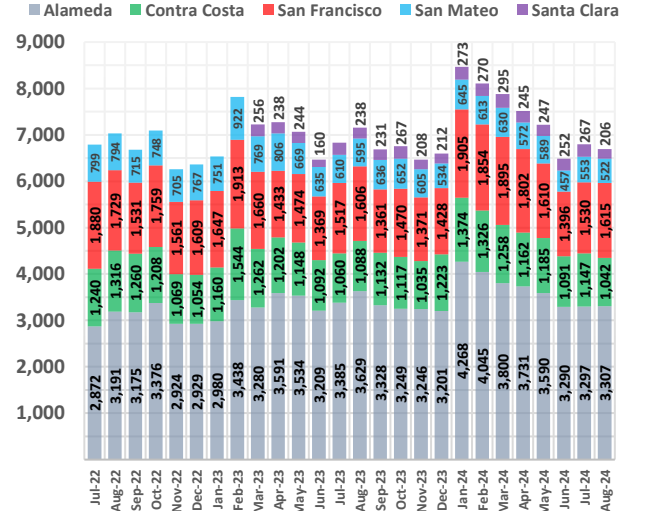
BICYCLE THEFT



VEHICLE CRIME



CALLS TO DISPATCH



Preface: The data is retrieved from the BART Police Database and remains unaudited until corrections. Numbers may differ from the reported data in the Uniform Crime Reporting (UCR) program.

Late reporting, the reclassification or unfounding of crimes, may affect statistics. Infraction citations consist of all individual charges. Felony arrests, misdemeanor arrests and citations are based on each instance per individual



Bay Area Rapid Transit Police Department

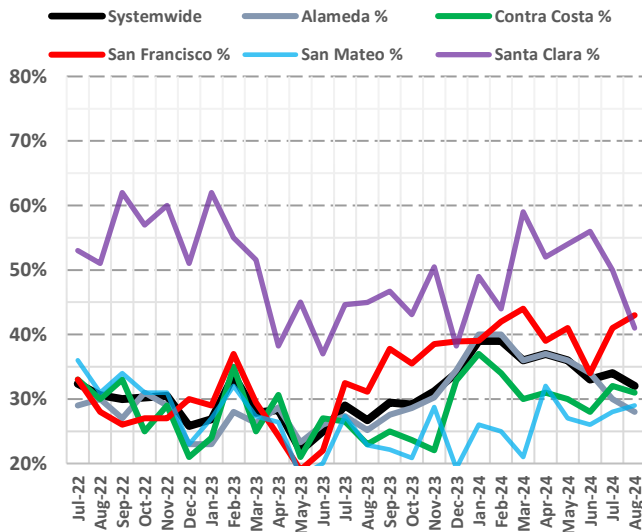
101 8th St, Oakland, CA, 94607 (510) 464-7000

www.bart.gov/police

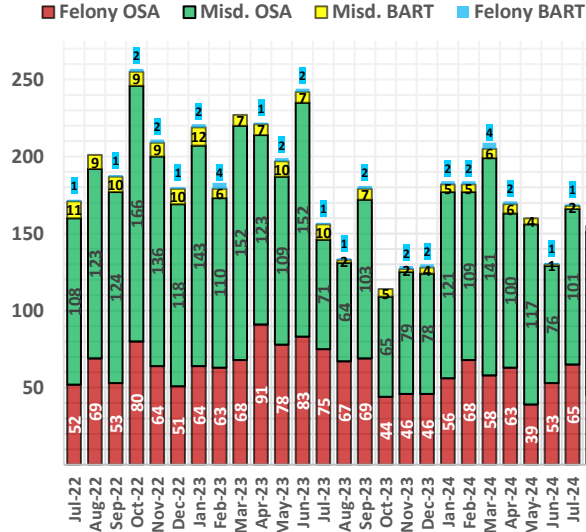
August 2024

Performance Measurement Review - **Systemwide**

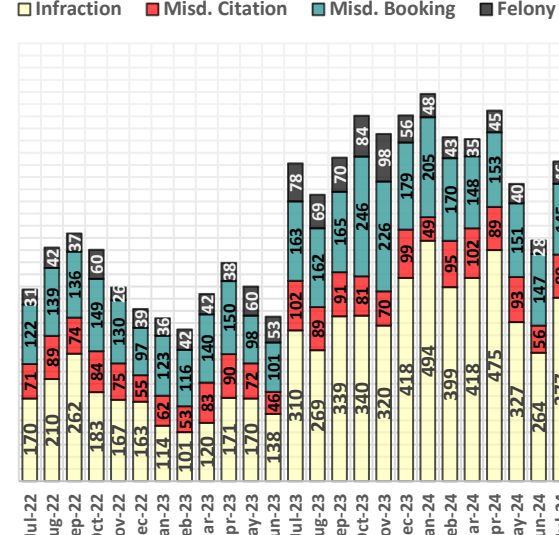
OFFICER-INITIATED INCIDENTS



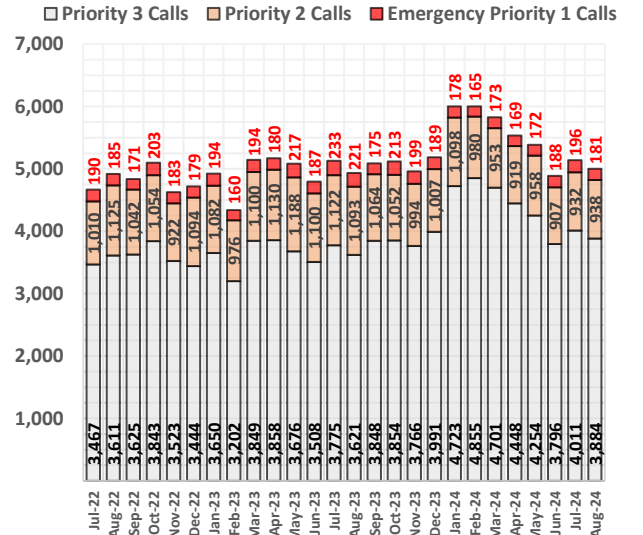
WARRANT ARRESTS



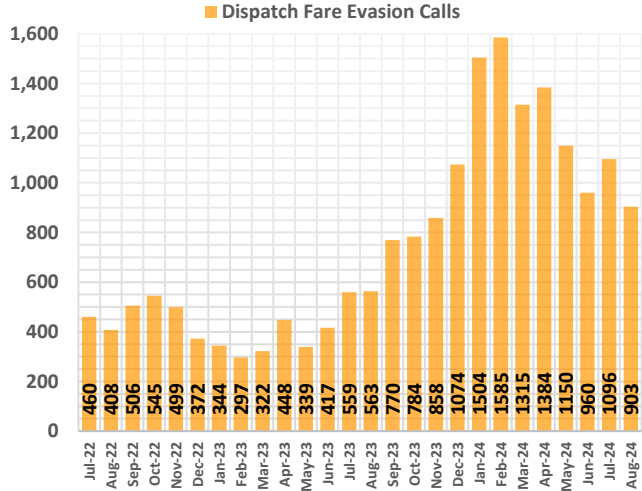
ALL BOOKINGS & ARRESTS



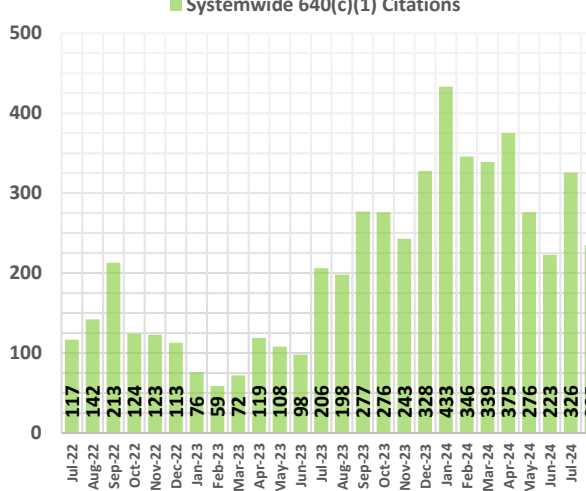
PRIORITY TYPE 1 - 3 CALLS



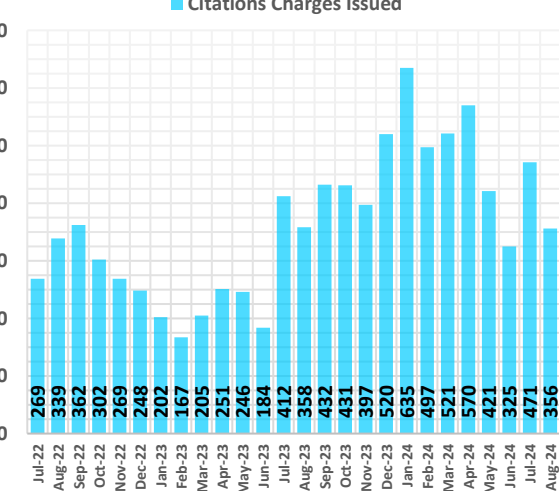
FARE EVASION CAD CALLS



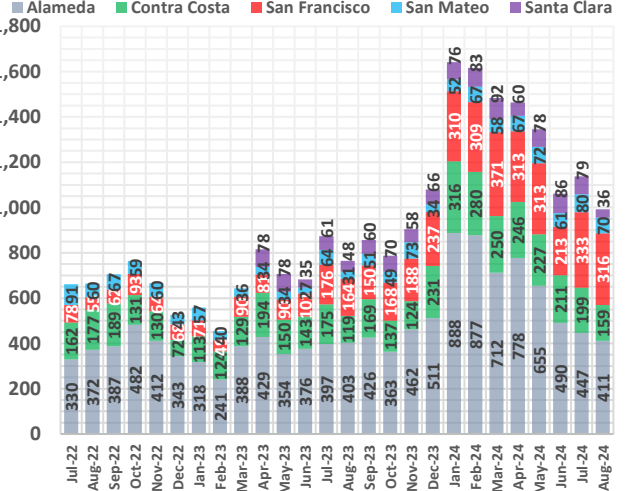
FARE EVASION CITATIONS



ALL CITATIONS



FIELD INTERVIEWS



Preface: The data is retrieved from the BART Police Database and remains unaudited until corrections. Numbers may differ from the reported data in the Uniform Crime Reporting (UCR) program.

Late reporting, the reclassification or unfounding of crimes, may affect statistics. Infraction citations consist of all individual charges. Felony arrests, misdemeanor arrests and citations are based on each instance per individual



Bay Area Rapid Transit Police Department

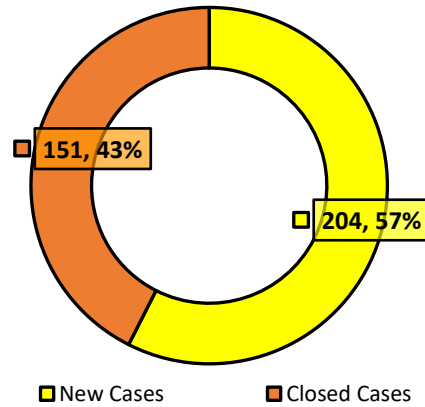
101 8th St, Oakland, CA, 94607 (510) 464-7000

www.bart.gov/police

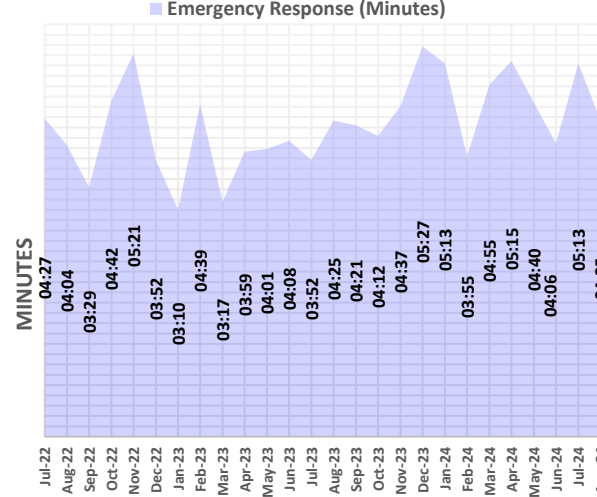
August 2024

Performance Measurement Review - **Systemwide**

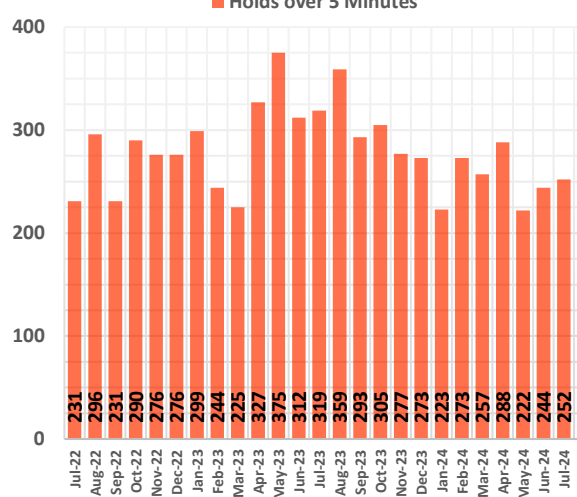
INVESTIGATIVE ASSIGNMENTS



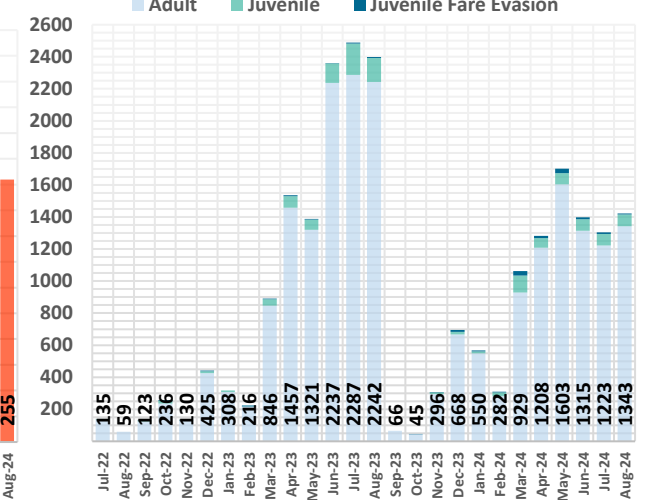
RESPONSE TIME (PRIORITY 1)



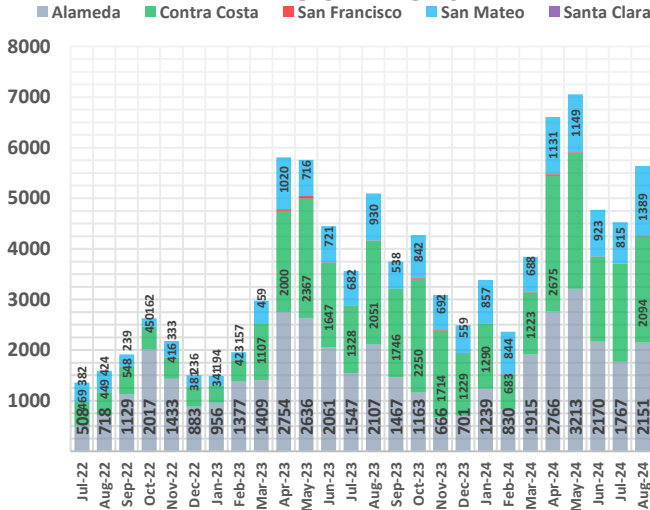
POLICE TRAIN HOLDS



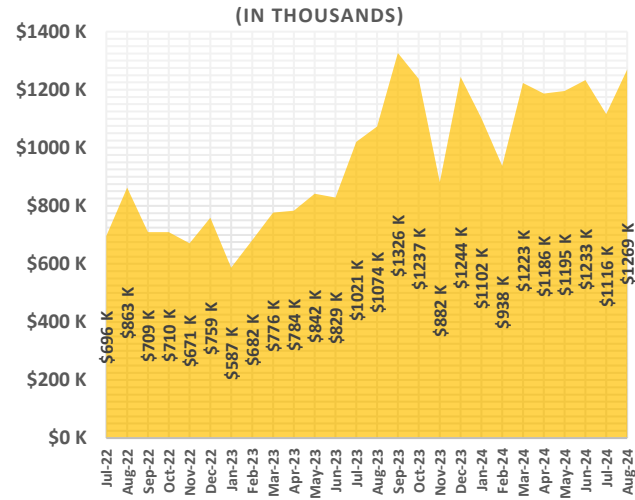
PROOF OF PAYMENT CITATIONS



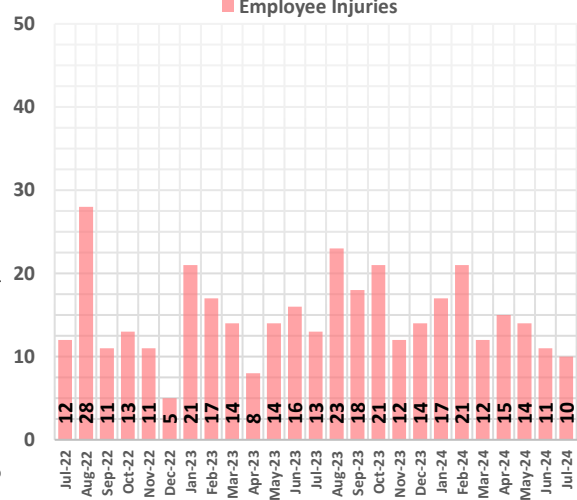
PARKING CITATIONS



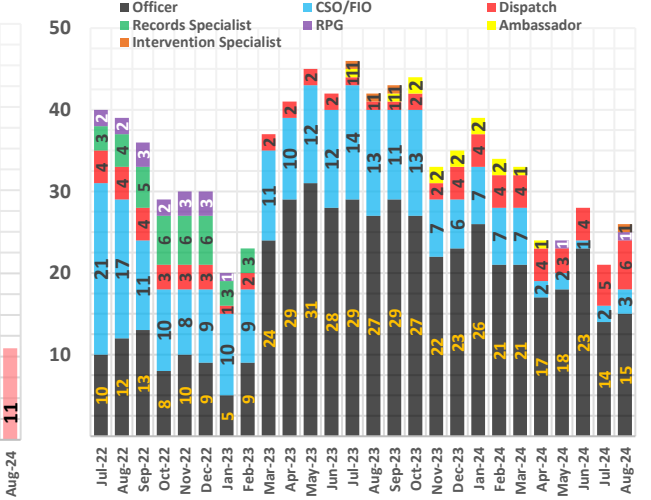
OVERTIME UTILIZATION



EMPLOYEE INJURIES



VACANCIES



Preface: The data is retrieved from the BART Police Database and remains unaudited until corrections. Numbers may differ from the reported data in the Uniform Crime Reporting (UCR) program.

Late reporting, the reclassification or unfounding of crimes, can affect crime statistics. Overtime costs are projected numbers. Information provided on the reports are subject to change.

† Beginning in March 2023, we are now reporting vacancies in Officer, Sr. Officer, and Master Officer, in the "Officer" category, providing a more accurate representation of vacancies.

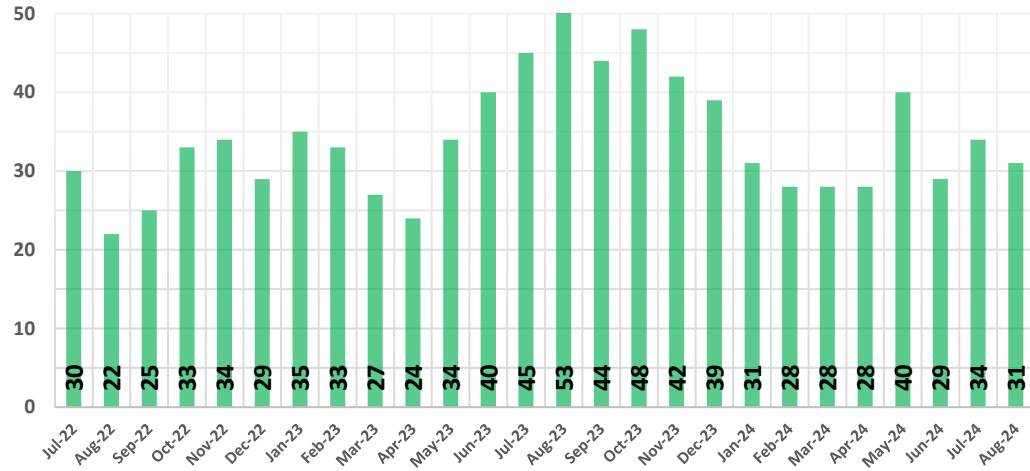


Bay Area Rapid Transit Police Department

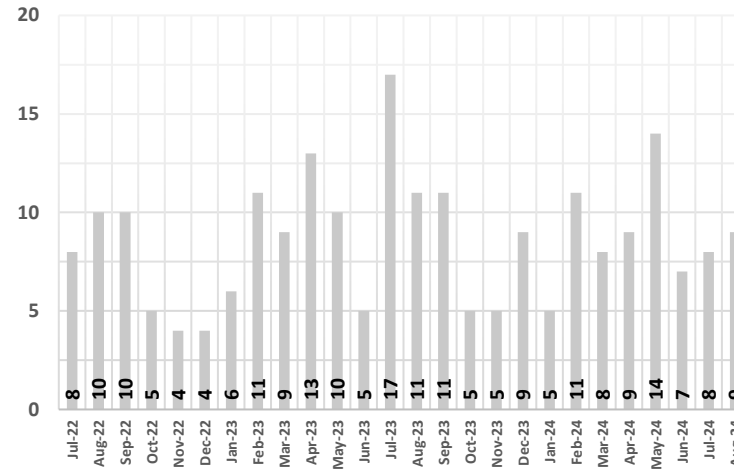
101 8th St, Oakland, CA, 94607 (510) 464-7000 www.bart.gov/police

August 2024 Performance Measurement Review - **Systemwide**

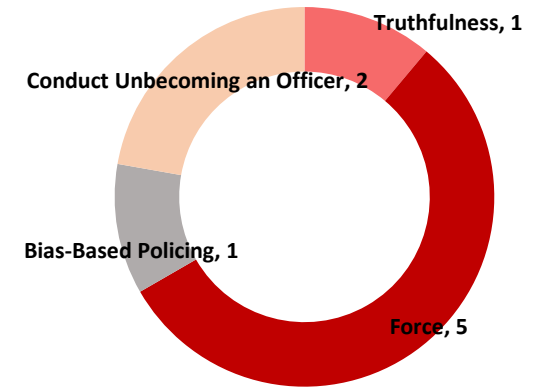
AB716 - PROHIBITION ORDERS



INTERNAL AFFAIRS COMPLAINTS

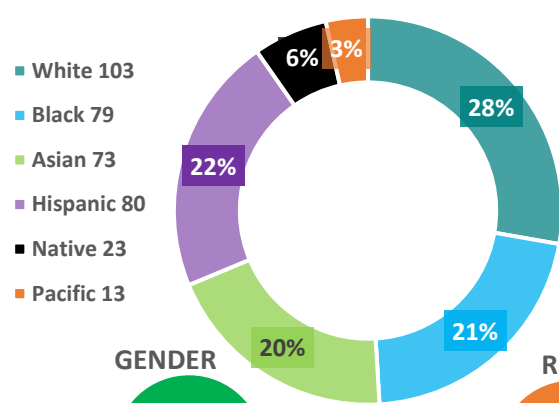


IA COMPLAINTS RECEIVED¹

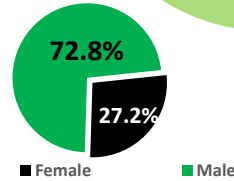


1: Each incident could contain more than one allegation. This chart reflects the most significant allegation per

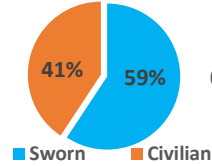
DEPARTMENT ETHNIC DIVERSITY



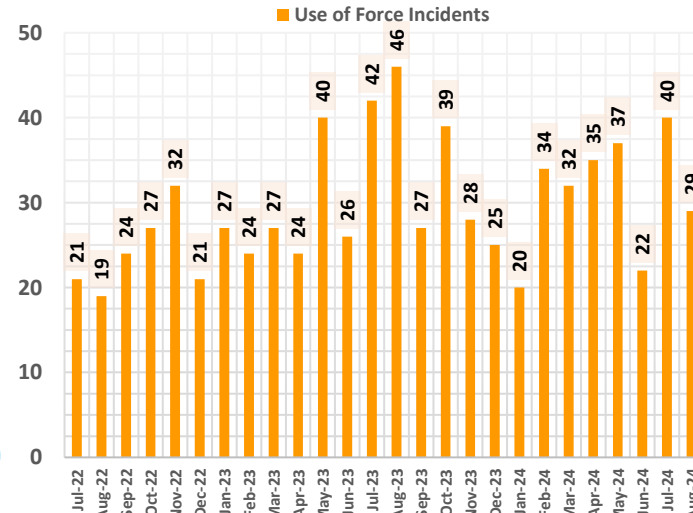
GENDER



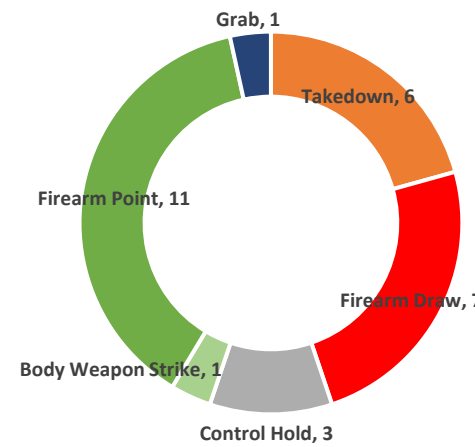
ROLE



USE OF FORCE INCIDENTS

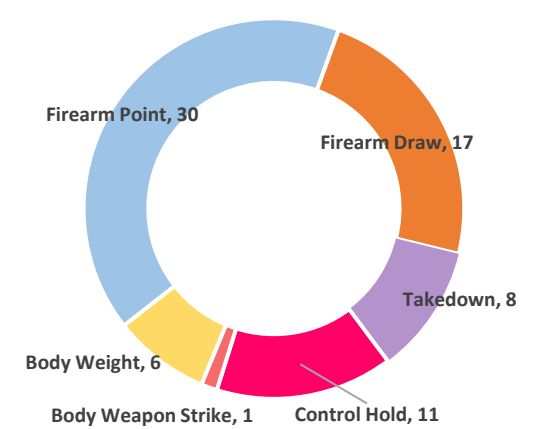


INCIDENT FORCE OPTIONS USED²



2: Some incidents involved the use of multiple force options. If two officers involved in the same incident used the same force option, this data would reflect both officers. As an example, if two officers used control holds in the same incident, this data would reflect two separate control holds.

TYPES OF FORCE USED³



3: Each incident could contain more than one force option. This chart reflects most significant force options used per incident.



Bay Area Rapid Transit Police Department

101 8th St, Oakland, CA, 94607 (510) 464-7000 www.bart.gov/police

August 2024

Performance Measurement Review - **Systemwide**

BART PD Uses of Force

| Use of Force Incidents | Jan | Feb | Mar | Apr | May | Jun | Jul | Aug | Sep | Oct | Nov | Dec | Total |
|------------------------|-----|-----|-----|-----|-----|-----|-----|-----|-----|-----|-----|-----|-------|
| 2024 CY | 20 | 34 | 32 | 35 | 37 | 22 | 40 | 29 | | | | | 249 |
| 2023 CY | 27 | 24 | 27 | 24 | 40 | 26 | 42 | 46 | 27 | 39 | 28 | 25 | 375 |
| 2022 CY | 26 | 16 | 27 | 16 | 20 | 36 | 21 | 19 | 24 | 27 | 32 | 21 | 285 |
| 2021 CY | 25 | 14 | 21 | 18 | 23 | 16 | 16 | 8 | 24 | 26 | 24 | 29 | 244 |
| 2024 YTD | 20 | 54 | 86 | 121 | 158 | 180 | 220 | 249 | | | | | |
| 2023 YTD | 27 | 51 | 78 | 102 | 142 | 168 | 210 | 256 | 283 | 322 | 350 | 375 | |
| 2022 YTD | 26 | 42 | 69 | 85 | 105 | 141 | 162 | 181 | 205 | 232 | 264 | 285 | |
| 2021 YTD | 25 | 39 | 60 | 78 | 101 | 117 | 133 | 141 | 165 | 191 | 215 | 244 | |

BART PD Dispatch Communications Center

| Dispatch Center Calls | Jan | Feb | Mar | Apr | May | Jun | Jul | Aug | Sep | Oct | Nov | Dec | Total |
|---------------------------|-------|-------|-------|-------|-------|-------|-------|-------|-------|-------|-------|-------|--------|
| 2024 Calls for Service | 8,539 | 8,143 | 7,905 | 7,546 | 7,237 | 6,497 | 6,805 | 6,709 | | | | | 59,381 |
| 2024 Priority 1 Calls | 178 | 165 | 173 | 169 | 172 | 188 | 196 | 181 | | | | | 1,422 |
| 2024 Medical Emergencies | 335 | 352 | 320 | 283 | 276 | 287 | 249 | 274 | | | | | 2,376 |
| 2024 Avg P1 Response Time | 05:13 | 03:55 | 04:55 | 05:15 | 04:40 | 04:06 | 05:13 | 04:25 | | | | | 04:43 |
| 2023 Calls for Service | 7,012 | 6,003 | 7,236 | 7,279 | 7,076 | 6,467 | 6,831 | 7,197 | 6,695 | 6,755 | 6,465 | 6,601 | 81,617 |
| 2023 Priority 1 Calls | 194 | 160 | 194 | 180 | 217 | 187 | 233 | 221 | 175 | 213 | 199 | 189 | 2,362 |
| 2023 Medical Emergencies | 412 | 344 | 398 | 378 | 357 | 338 | 352 | 293 | 310 | 316 | 303 | 325 | 4,126 |
| 2023 Avg P1 Response Time | 03:10 | 04:39 | 03:17 | 03:59 | 04:01 | 04:08 | 03:52 | 04:25 | 04:21 | 04:12 | 04:37 | 05:27 | 04:11 |
| 2022 Calls for Service | 6,087 | 5,802 | 7,138 | 6,936 | 7,080 | 7,191 | 7,081 | 7,330 | 6,956 | 7,433 | 6,609 | 6,694 | 82,337 |
| 2022 Priority 1 Calls | 141 | 150 | 141 | 151 | 160 | 174 | 190 | 185 | 171 | 203 | 183 | 179 | 2,028 |
| 2022 Medical Emergencies | 302 | 255 | 286 | 277 | 309 | 353 | 302 | 327 | 322 | 386 | 332 | 399 | 3,850 |
| 2022 Avg P1 Response Time | 03:52 | 03:19 | 02:59 | 04:27 | 03:23 | 03:46 | 04:27 | 04:04 | 03:29 | 04:42 | 05:21 | 03:52 | 03:58 |
| 2019 Calls for Service | 7,523 | 7,785 | 7,829 | 7,698 | 7,449 | 6,676 | 6,746 | 7,182 | 6,770 | 7,138 | 6,301 | 7,643 | 86,740 |
| 2019 Priority 1 Calls | 203 | 181 | 202 | 204 | 202 | 213 | 205 | 199 | 222 | 205 | 192 | 192 | 2,420 |
| 2019 Medical Emergencies | 361 | 310 | 370 | 321 | 396 | 360 | 318 | 323 | 339 | 329 | 329 | 381 | 4,137 |
| 2019 Avg P1 Response Time | 05:16 | 05:10 | 04:49 | 04:40 | 03:52 | 06:17 | 04:38 | 06:45 | 05:34 | 05:30 | 04:57 | 03:47 | 05:06 |



Bay Area Rapid Transit Police Department

101 8th St, Oakland, CA, 94607 (510) 464-7000 www.bart.gov/police

August 2024

Performance Measurement Review - **Systemwide**

| BART PD Enforcement Contacts | | | | | | | | | | | | | |
|------------------------------|-------|-------|-------|-------|-------|--------|--------|--------|-------|--------|--------|--------|--------|
| Felony Arrests | Jan | Feb | Mar | Apr | May | Jun | Jul | Aug | Sep | Oct | Nov | Dec | Total |
| 2024 Felony Arrest | 48 | 43 | 35 | 45 | 40 | 28 | 46 | 37 | | | | | 322 |
| 2023 Felony Arrest | 36 | 42 | 42 | 38 | 60 | 53 | 78 | 69 | 70 | 84 | 98 | 56 | 726 |
| 2022 Felony Arrest | 27 | 35 | 32 | 28 | 52 | 39 | 31 | 42 | 37 | 60 | 26 | 39 | 448 |
| 2021 Felony Arrest | 20 | 18 | 30 | 19 | 25 | 22 | 28 | 19 | 30 | 34 | 42 | 37 | 324 |
| 2024 Felony Arrest YTD | 48 | 91 | 126 | 171 | 211 | 239 | 285 | 322 | | | | | |
| 2023 Felony Arrest YTD | 36 | 78 | 120 | 158 | 218 | 271 | 349 | 418 | 488 | 572 | 670 | 726 | |
| 2022 Felony Arrest YTD | 27 | 62 | 94 | 122 | 174 | 213 | 244 | 286 | 323 | 383 | 409 | 448 | |
| 2021 Felony Arrest YTD | 20 | 38 | 68 | 87 | 112 | 134 | 162 | 181 | 211 | 245 | 287 | 324 | |
| Misdemeanor Arrests | Jan | Feb | Mar | Apr | May | Jun | Jul | Aug | Sep | Oct | Nov | Dec | Total |
| 2024 Misd. Arrest | 205 | 170 | 148 | 153 | 151 | 147 | 145 | 133 | | | | | 1,252 |
| 2023 Misd. Arrest | 123 | 116 | 140 | 150 | 98 | 101 | 163 | 162 | 165 | 246 | 226 | 179 | 1,869 |
| 2022 Misd. Arrest | 113 | 91 | 109 | 116 | 127 | 133 | 122 | 139 | 136 | 149 | 130 | 97 | 1,462 |
| 2021 Misd. Arrest | 82 | 87 | 122 | 114 | 109 | 102 | 117 | 85 | 108 | 158 | 130 | 133 | 1,347 |
| 2024 Misd. Arrest YTD | 205 | 375 | 523 | 676 | 827 | 974 | 1,119 | 1,252 | | | | | |
| 2023 Misd. Arrest YTD | 123 | 239 | 379 | 529 | 627 | 728 | 891 | 1,053 | 1,218 | 1,464 | 1,690 | 1,869 | |
| 2022 Misd. Arrest YTD | 113 | 204 | 313 | 429 | 556 | 689 | 811 | 950 | 1,086 | 1,235 | 1,365 | 1,462 | |
| 2021 Misd. Arrest YTD | 82 | 169 | 291 | 405 | 514 | 616 | 733 | 818 | 926 | 1,084 | 1,214 | 1,347 | |
| Cite & Releases | Jan | Feb | Mar | Apr | May | Jun | Jul | Aug | Sep | Oct | Nov | Dec | Total |
| 2024 Cite & Release | 49 | 95 | 102 | 89 | 93 | 56 | 89 | 77 | | | | | 650 |
| 2023 Cite & Release | 62 | 53 | 83 | 90 | 72 | 46 | 102 | 89 | 91 | 81 | 70 | 99 | 938 |
| 2022 Cite & Release | 75 | 63 | 70 | 86 | 81 | 88 | 71 | 89 | 74 | 84 | 75 | 55 | 911 |
| 2021 Cite & Release | 52 | 68 | 81 | 71 | 67 | 68 | 70 | 56 | 62 | 86 | 86 | 73 | 840 |
| 2024 Cite & Release YTD | 49 | 144 | 246 | 335 | 428 | 484 | 573 | 650 | | | | | |
| 2023 Cite & Release YTD | 62 | 115 | 198 | 288 | 360 | 406 | 508 | 597 | 688 | 769 | 839 | 938 | |
| 2022 Cite & Release YTD | 75 | 138 | 208 | 294 | 375 | 463 | 534 | 623 | 697 | 781 | 856 | 911 | |
| 2021 Cite & Release YTD | 52 | 120 | 201 | 272 | 339 | 407 | 477 | 533 | 595 | 681 | 767 | 840 | |
| Field Interviews | Jan | Feb | Mar | Apr | May | Jun | Jul | Aug | Sep | Oct | Nov | Dec | Total |
| 2024 Field Interview | 1,642 | 1,616 | 1,483 | 1,511 | 1,345 | 1,065 | 1,138 | 992 | | | | | 10,792 |
| 2023 Field Interview | 673 | 514 | 710 | 810 | 696 | 682 | 873 | 765 | 856 | 787 | 905 | 1,079 | 9,350 |
| 2022 Field Interview | 633 | 756 | 882 | 828 | 814 | 770 | 716 | 734 | 775 | 869 | 792 | 624 | 9,193 |
| 2021 Field Interview | 809 | 659 | 781 | 767 | 746 | 681 | 811 | 695 | 943 | 1,017 | 876 | 765 | 9,550 |
| 2024 Field Interview YTD | 1,642 | 3,258 | 4,741 | 6,252 | 7,597 | 8,662 | 9,800 | 10,792 | | | | | |
| 2023 Field Interview YTD | 673 | 1,187 | 1,897 | 2,707 | 3,403 | 4,085 | 4,958 | 5,723 | 6,579 | 7,366 | 8,271 | 9,350 | |
| 2022 Field Interview YTD | 633 | 1,389 | 2,271 | 3,099 | 3,913 | 4,683 | 5,399 | 6,133 | 6,908 | 7,777 | 8,569 | 9,193 | |
| 2021 Field Interview YTD | 809 | 1,468 | 2,249 | 3,016 | 3,762 | 4,443 | 5,254 | 5,949 | 6,892 | 7,909 | 8,785 | 9,550 | |
| Combined Contacts | Jan | Feb | Mar | Apr | May | Jun | Jul | Aug | Sep | Oct | Nov | Dec | Total |
| 2024 Monthly Enf. Contacts | 1,944 | 1,924 | 1,768 | 1,798 | 1,629 | 1,296 | 1,418 | 1,239 | | | | | 13,016 |
| 2023 Monthly Enf. Contacts | 894 | 725 | 975 | 1,088 | 926 | 882 | 1,216 | 1,085 | 1,182 | 1,198 | 1,299 | 1,413 | 12,883 |
| 2022 Monthly Enf. Contacts | 848 | 945 | 1,093 | 1,058 | 1,074 | 1,030 | 940 | 1,004 | 1,022 | 1,162 | 1,023 | 815 | 12,014 |
| 2021 Monthly Enf. Contacts | 963 | 832 | 1,014 | 971 | 947 | 873 | 1,026 | 855 | 1,143 | 1,295 | 1,134 | 1,008 | 12,061 |
| 2024 Enf. Contacts YTD | 1,944 | 3,868 | 5,636 | 7,434 | 9,063 | 10,359 | 11,777 | 13,016 | | | | | |
| 2023 Enf. Contacts YTD | 894 | 1,619 | 2,594 | 3,682 | 4,608 | 5,490 | 6,706 | 7,791 | 8,973 | 10,171 | 11,470 | 12,883 | |
| 2022 Enf. Contacts YTD | 848 | 1,793 | 2,886 | 3,944 | 5,018 | 6,048 | 6,988 | 7,992 | 9,014 | 10,176 | 11,199 | 12,014 | |
| 2021 Enf. Contacts YTD | 963 | 1,795 | 2,809 | 3,780 | 4,727 | 5,600 | 6,626 | 7,481 | 8,624 | 9,919 | 11,053 | 12,061 | |



Bay Area Rapid Transit Police Department

101 8th St, Oakland, CA, 94607 (510) 464-7000 www.bart.gov/police

August 2024

Performance Measurement Review - **Systemwide**

BART PD Warrant Arrests

| Warrant Arrests | Jan | Feb | Mar | Apr | May | Jun | Jul | Aug | Sep | Oct | Nov | Dec | Total |
|--------------------------|-----|-----|-----|-----|-------|-------|-------|-------|-------|-------|-------|-------|-------|
| 2024 BART Felony | 2 | 2 | 4 | 2 | 0 | 1 | 1 | 2 | | | | | 14 |
| 2024 BART Misdemeanor | 5 | 5 | 6 | 6 | 4 | 1 | 2 | 4 | | | | | 33 |
| 2024 Outside Felony | 56 | 68 | 58 | 63 | 39 | 53 | 65 | 45 | | | | | 447 |
| 2024 Outside Misdemeanor | 121 | 109 | 141 | 100 | 117 | 76 | 101 | 106 | | | | | 871 |
| 2024 Monthly Total | 184 | 184 | 209 | 171 | 160 | 131 | 169 | 157 | | | | | 1,365 |
| 2024 YTD Total | 184 | 368 | 577 | 748 | 908 | 1,039 | 1,208 | 1,365 | | | | | |
| 2023 BART Felony | 2 | 4 | 0 | 1 | 2 | 2 | 1 | 1 | 2 | 0 | 2 | 2 | 19 |
| 2023 BART Misdemeanor | 12 | 6 | 7 | 7 | 10 | 7 | 10 | 2 | 7 | 5 | 2 | 4 | 79 |
| 2023 Outside Felony | 64 | 63 | 68 | 91 | 78 | 83 | 75 | 67 | 69 | 44 | 46 | 46 | 794 |
| 2023 Outside Misdemeanor | 143 | 110 | 152 | 123 | 109 | 152 | 71 | 64 | 103 | 65 | 79 | 78 | 1,249 |
| 2023 Monthly Total | 221 | 183 | 227 | 222 | 199 | 244 | 157 | 134 | 181 | 114 | 129 | 130 | 2,141 |
| 2023 YTD Total | 221 | 404 | 631 | 853 | 1,052 | 1,296 | 1,453 | 1,587 | 1,768 | 1,882 | 2,011 | 2,141 | |
| 2022 BART Felony | 2 | 1 | 3 | 6 | 1 | 0 | 1 | 0 | 1 | 2 | 2 | 1 | 20 |
| 2022 BART Misdemeanor | 3 | 4 | 10 | 11 | 10 | 8 | 11 | 9 | 10 | 9 | 9 | 10 | 104 |
| 2022 Outside Felony | 51 | 48 | 53 | 53 | 54 | 47 | 52 | 69 | 53 | 80 | 64 | 51 | 675 |
| 2022 Outside Misdemeanor | 61 | 83 | 93 | 135 | 120 | 112 | 108 | 123 | 124 | 166 | 136 | 118 | 1,379 |
| 2022 Monthly Total | 117 | 136 | 159 | 205 | 185 | 167 | 172 | 201 | 188 | 257 | 211 | 180 | 2,178 |
| 2022 YTD Total | 117 | 253 | 412 | 617 | 802 | 969 | 1,141 | 1,342 | 1,530 | 1,787 | 1,998 | 2,178 | |
| 2021 BART Felony | 2 | 2 | 0 | 2 | 4 | 4 | 8 | 2 | 6 | 0 | 2 | 4 | 36 |
| 2021 BART Misdemeanor | 7 | 9 | 7 | 4 | 6 | 7 | 9 | 4 | 15 | 6 | 9 | 9 | 92 |
| 2021 Outside Felony | 38 | 37 | 35 | 56 | 39 | 32 | 42 | 39 | 71 | 48 | 40 | 49 | 526 |
| 2021 Outside Misdemeanor | 56 | 45 | 36 | 46 | 65 | 70 | 76 | 61 | 121 | 108 | 82 | 103 | 869 |
| 2021 Monthly Total | 103 | 93 | 78 | 108 | 114 | 113 | 135 | 106 | 213 | 162 | 133 | 165 | 1,523 |
| 2021 YTD Total | 103 | 196 | 274 | 382 | 496 | 609 | 744 | 850 | 1,063 | 1,225 | 1,358 | 1,523 | |



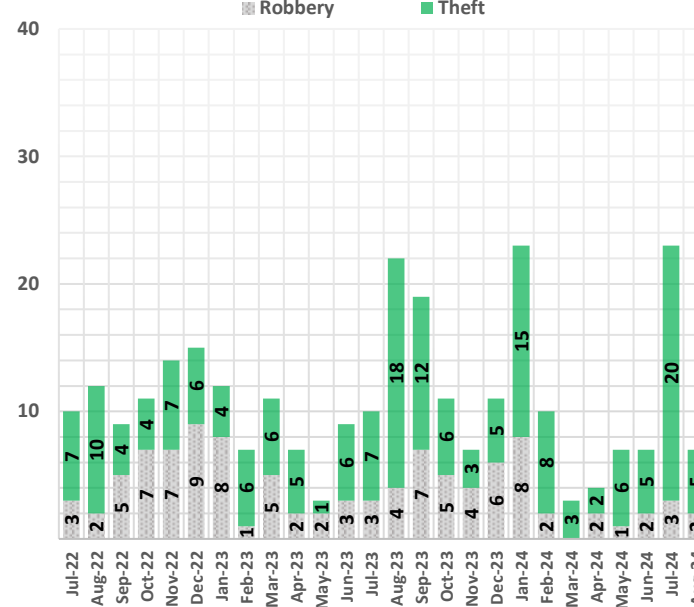
Bay Area Rapid Transit Police Department

101 8th St, Oakland, CA, 94607 (510) 464-7000 www.bart.gov/police

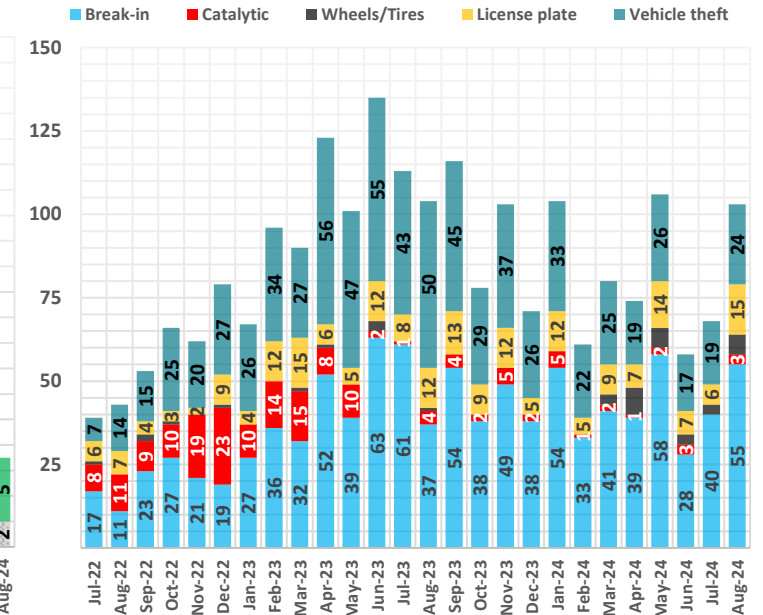
August 2024 Performance Measurement Review - Alameda County

| PART 1 UCR Crime | 2019 | 2020 | 2021 | 2022 | 2023 | YTD 2023 | YTD 2024 | PCT % |
|--------------------------------|--------------|------------|------------|------------|--------------|--------------|------------|-------------|
| Homicide | 1 | 0 | 0 | 1 | 1 | 1 | 0 | -100% |
| Rape | 2 | 3 | 2 | 3 | 3 | 1 | 1 | 0% |
| Robbery | 229 | 122 | 64 | 123 | 119 | 78 | 58 | -26% |
| Aggravated Assault | 52 | 54 | 34 | 63 | 84 | 49 | 45 | -8% |
| Violent Crime Subtotal | 284 | 179 | 100 | 190 | 207 | 129 | 104 | -19% |
| Burglary (Structural) | 13 | 9 | 6 | 10 | 15 | 8 | 13 | +63% |
| Larceny & Auto Burglary | 1,634 | 577 | 472 | 627 | 915 | 615 | 544 | -12% |
| Auto Theft | 149 | 56 | 85 | 170 | 475 | 338 | 185 | -45% |
| Arson | 5 | 2 | 2 | 2 | 3 | 3 | 2 | -33% |
| Property Crime Subtotal | 1,801 | 644 | 565 | 809 | 1,408 | 964 | 744 | -23% |
| TOTAL | 2,085 | 823 | 665 | 999 | 1,615 | 1,093 | 848 | -22% |

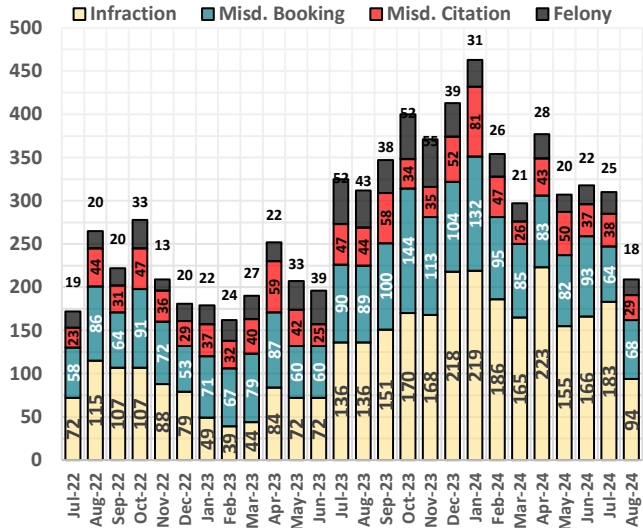
ALAMEDA ELECTRONIC CRIME



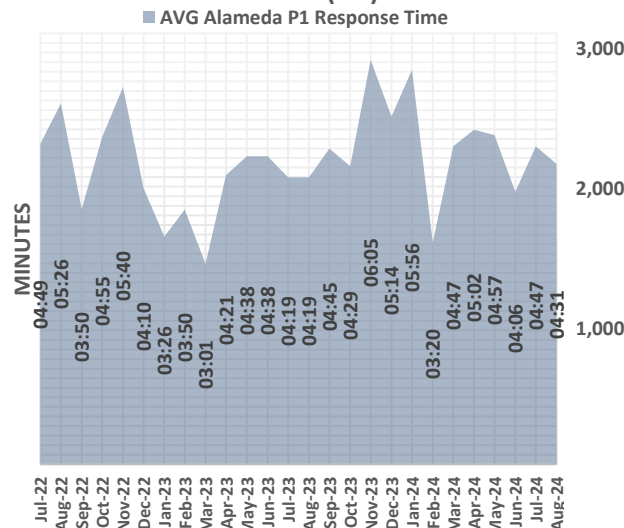
ALAMEDA VEHICLE CRIME



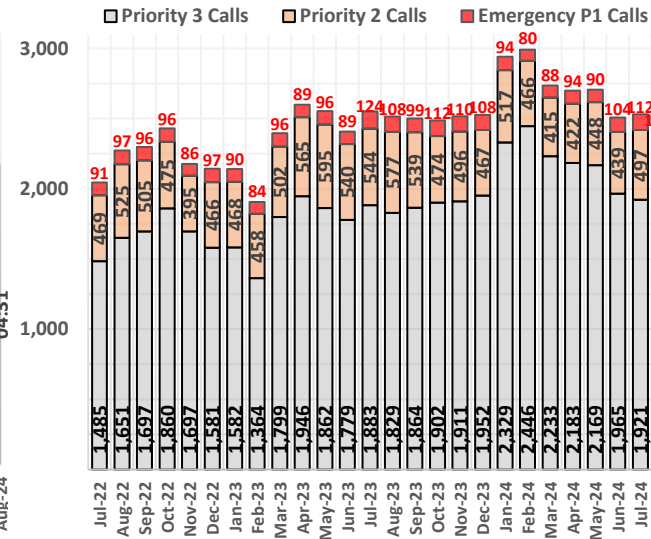
ALAMEDA ARRESTS & CITATIONS



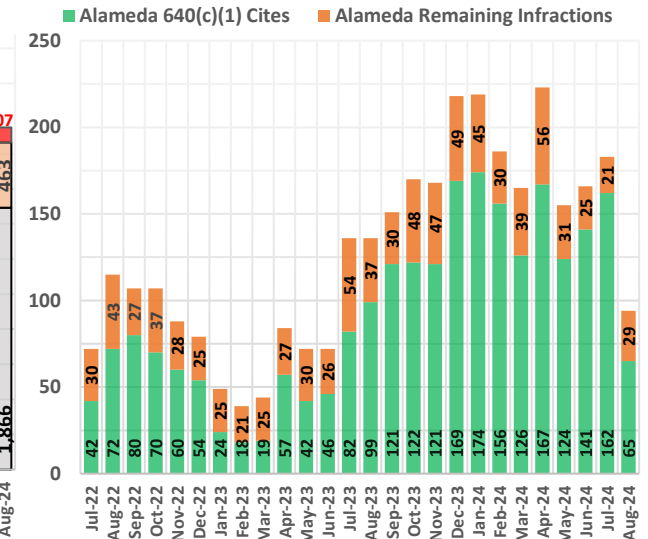
RESPONSE TIME (P1) AVG



ALAMEDA PRIORITY 1 - 3 CALLS



ALAMEDA FARE EVASION



Preface: The data is retrieved from the BART Police Database and remains unaudited until corrections. Numbers may differ from the reported data in the Uniform Crime Reporting (UCR) program.

Late reporting, the reclassification or unfounding of crimes, may affect statistics. Infraction citations consist of all individual charges. Felony arrests, misdemeanor arrests and citations are based on each instance per individual



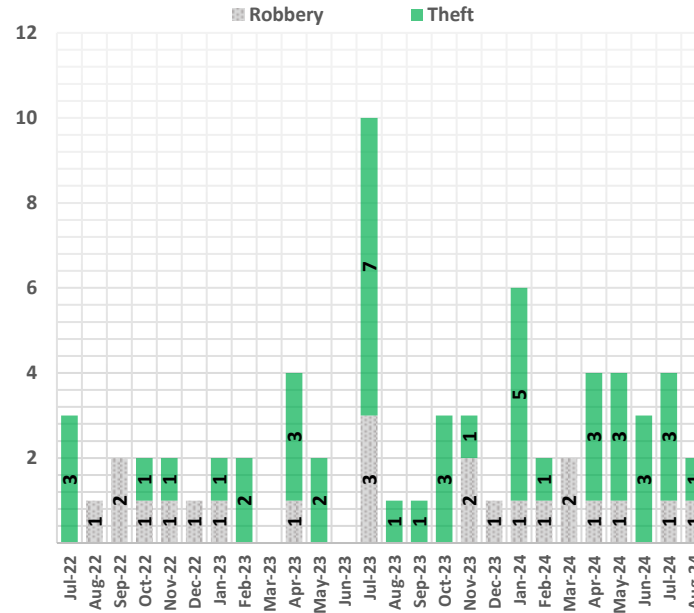
Bay Area Rapid Transit Police Department

101 8th St, Oakland, CA, 94607 (510) 464-7000 www.bart.gov/police

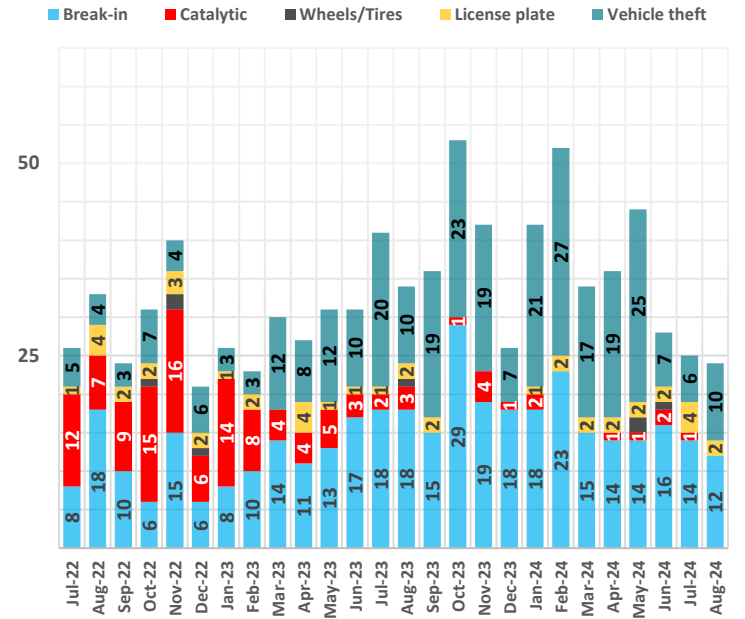
August 2024 Performance Measurement Review - Contra Costa County

| PART 1 UCR Crime | 2019 | 2020 | 2021 | 2022 | 2023 | YTD 2023 | YTD 2024 | PCT % |
|--------------------------------|------------|------------|------------|------------|------------|------------|------------|-------------|
| Homicide | 0 | 0 | 0 | 0 | 0 | 0 | 0 | -% |
| Rape | 4 | 0 | 4 | 4 | 4 | 3 | 2 | -33% |
| Robbery | 34 | 23 | 19 | 23 | 18 | 11 | 18 | +64% |
| Aggravated Assault | 23 | 17 | 19 | 21 | 23 | 15 | 21 | +40% |
| Violent Crime Subtotal | 61 | 40 | 42 | 48 | 45 | 29 | 41 | +41% |
| Burglary (Structural) | 2 | 1 | 1 | 4 | 7 | 2 | 3 | +50% |
| Larceny & Auto Burglary | 592 | 202 | 226 | 328 | 322 | 209 | 178 | -15% |
| Auto Theft | 81 | 40 | 46 | 49 | 146 | 78 | 132 | +69% |
| Arson | 0 | 0 | 0 | 5 | 1 | 1 | 0 | -100% |
| Property Crime Subtotal | 675 | 243 | 273 | 386 | 476 | 290 | 313 | +8% |
| TOTAL | 736 | 283 | 315 | 434 | 521 | 319 | 354 | +11% |

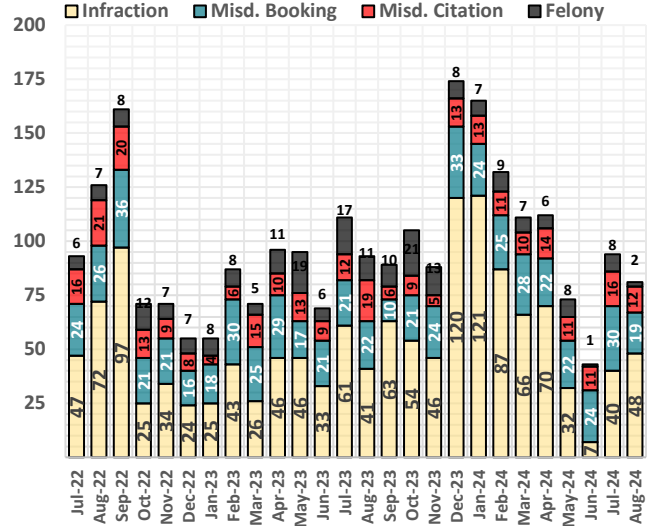
CONTRA COSTA ELECTRONIC THEFT



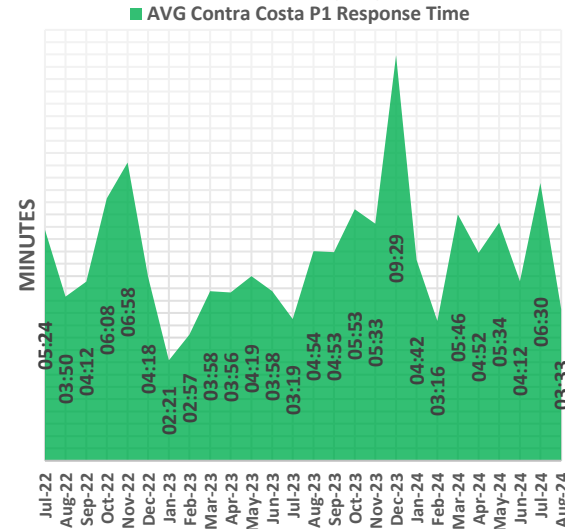
CONTRA COSTA VEHICLE CRIME



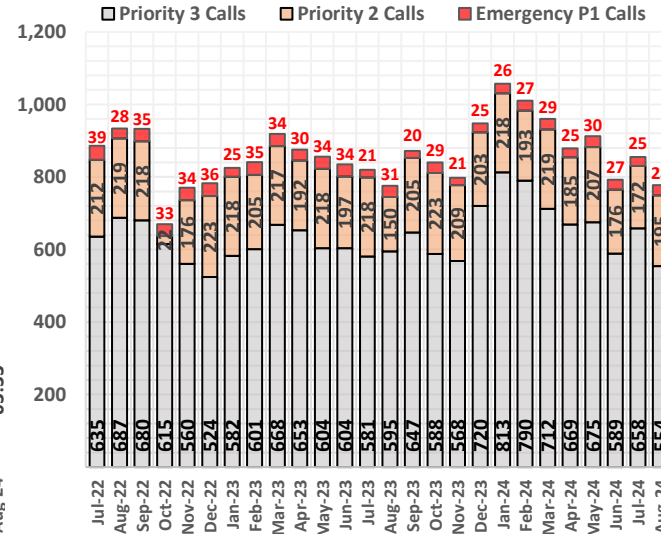
COCO ARRESTS & CITATIONS



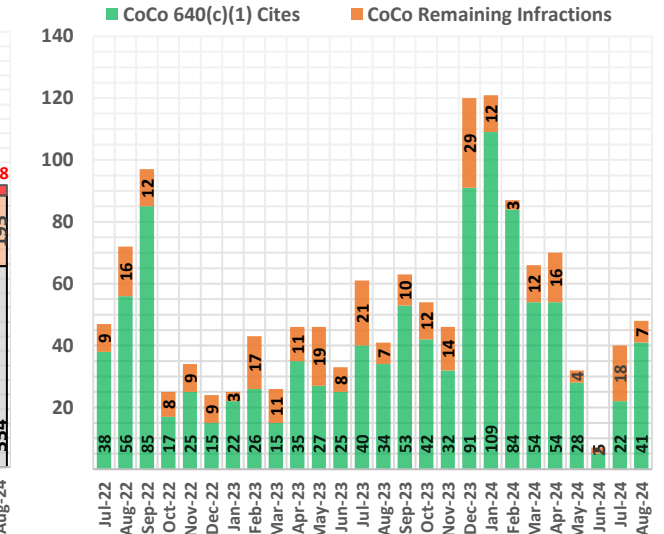
RESPONSE TIME (P1) AVG



COCO PRIORITY 1 - 3 CALLS



COCO FARE EVASION



Preface: The data is retrieved from the BART Police Database and remains unaudited until corrections. Numbers may differ from the reported data in the Uniform Crime Reporting (UCR) program.

Late reporting, the reclassification or unfounding of crimes, may affect statistics. Infraction citations consist of all individual charges. Felony arrests, misdemeanor arrests and citations are based on each instance per individual.



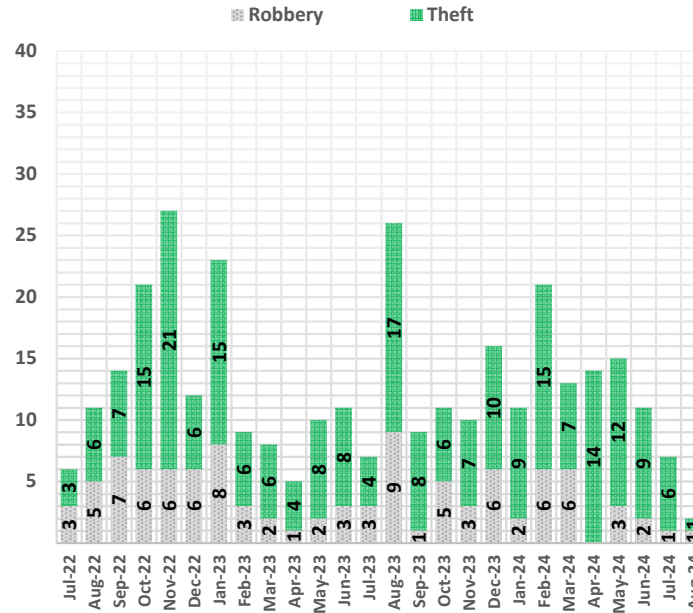
Bay Area Rapid Transit Police Department

101 8th St, Oakland, CA, 94607 (510) 464-7000 www.bart.gov/police

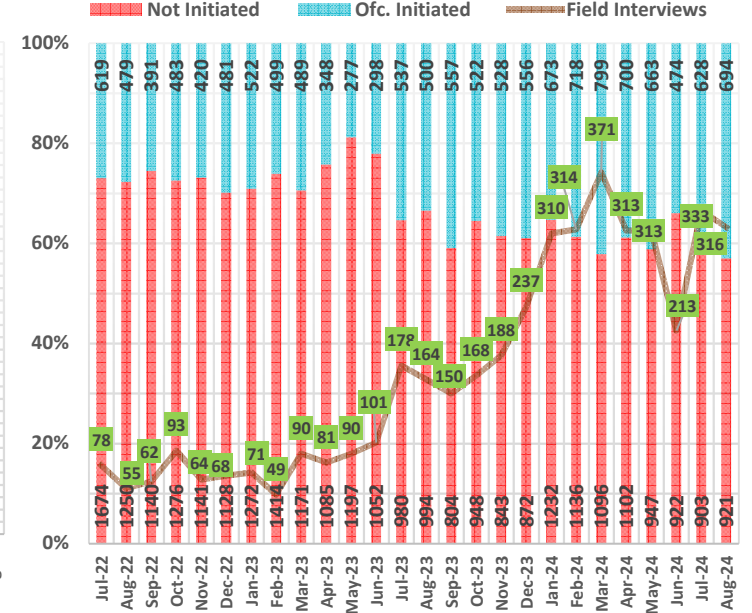
August 2024 Performance Measurement Review - San Francisco County

| PART 1 UCR Crime | 2019 | 2020 | 2021 | 2022 | 2023 | YTD 2023 | YTD 2024 | PCT % |
|--------------------------------|------------|------------|------------|------------|------------|------------|------------|-------------|
| Homicide | 0 | 0 | 0 | 3 | 0 | 0 | 1 | -% |
| Rape | 0 | 4 | 1 | 0 | 0 | 0 | 0 | -% |
| Robbery | 104 | 101 | 47 | 66 | 82 | 62 | 55 | -11% |
| Aggravated Assault | 28 | 19 | 16 | 21 | 40 | 29 | 22 | -24% |
| Violent Crime Subtotal | 132 | 124 | 64 | 90 | 122 | 91 | 78 | -14% |
| Burglary (Structural) | 4 | 1 | 3 | 6 | 2 | 2 | 2 | 0% |
| Larceny & Auto Burglary | 619 | 200 | 103 | 110 | 147 | 106 | 100 | -6% |
| Auto Theft | 1 | 0 | 0 | 0 | 2 | 2 | 1 | -50% |
| Arson | 0 | 1 | 2 | 1 | 0 | 0 | 0 | -% |
| Property Crime Subtotal | 624 | 202 | 108 | 117 | 151 | 110 | 103 | -6% |
| TOTAL | 756 | 326 | 172 | 207 | 273 | 201 | 181 | -10% |

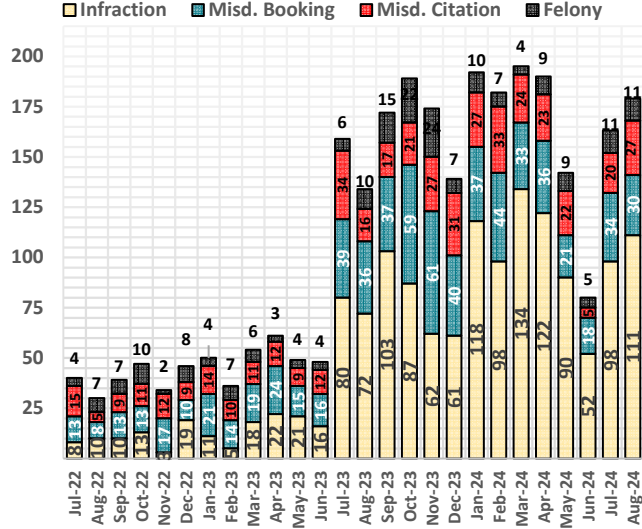
SAN FRANCISCO ELECTRONIC CRIMES



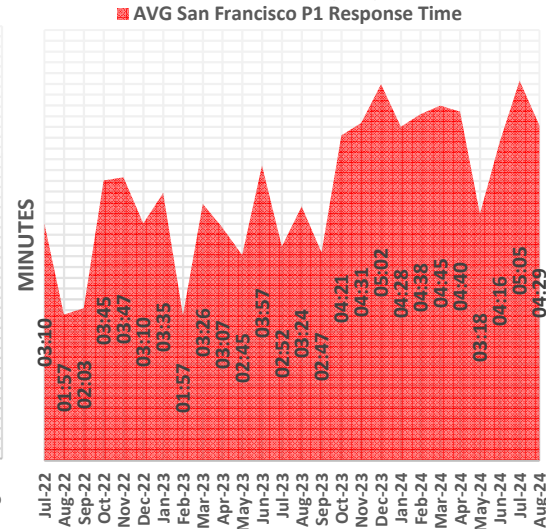
SF OFFICER-INITIATED INCIDENTS



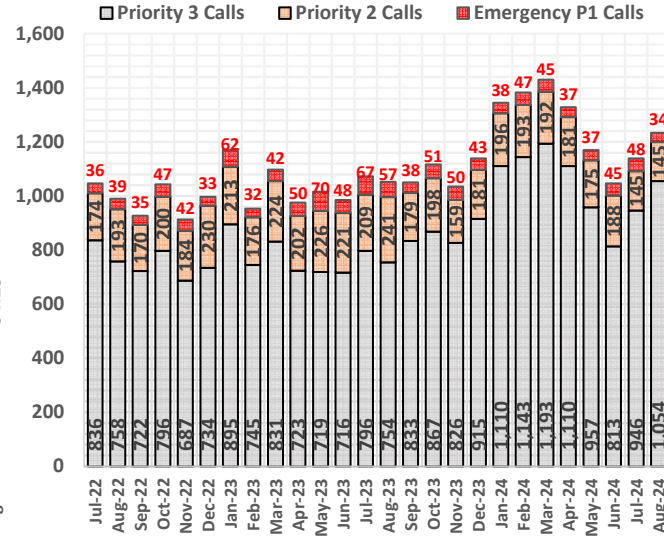
SF ARRESTS & CITATIONS



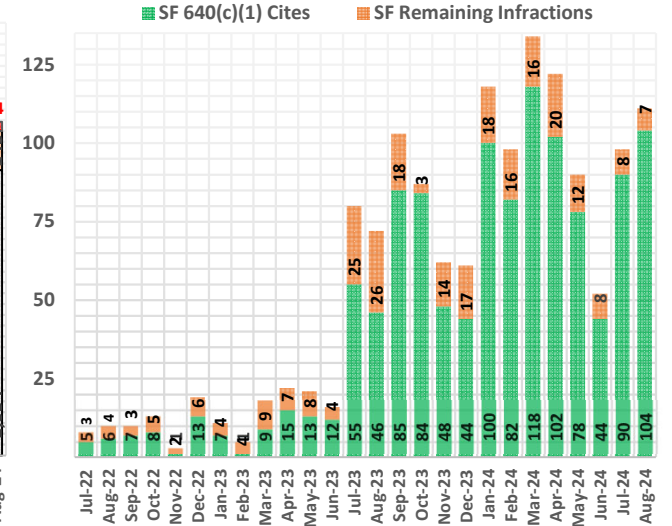
RESPONSE TIME (P1) AVG



SF PRIORITY 1 - 3 CALLS



SAN FRANCISCO FARE EVASION



Preface: The data is retrieved from the BART Police Database and remains unaudited until corrections. Numbers may differ from the reported data in the Uniform Crime Reporting (UCR) program.

Late reporting, the reclassification or unfounding of crimes, may affect statistics. Infraction citations consist of all individual charges. Felony arrests, misdemeanor arrests and citations are based on each instance per individual.



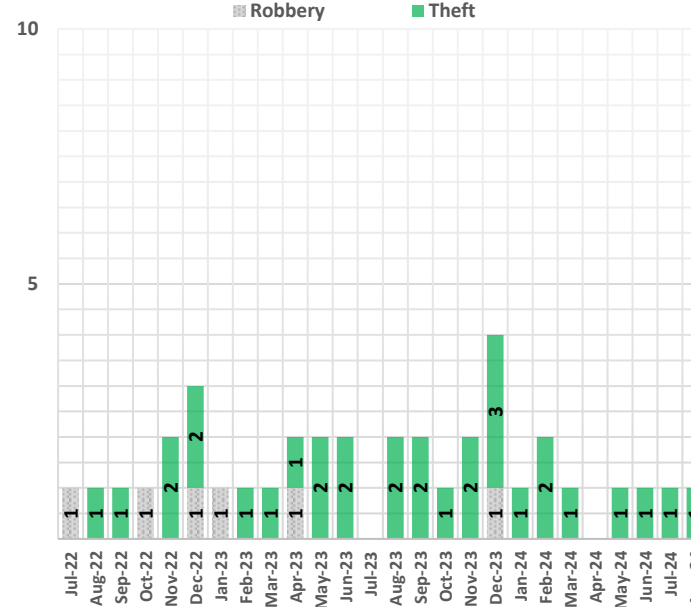
Bay Area Rapid Transit Police Department

101 8th St, Oakland, CA, 94607 (510) 464-7000 www.bart.gov/police

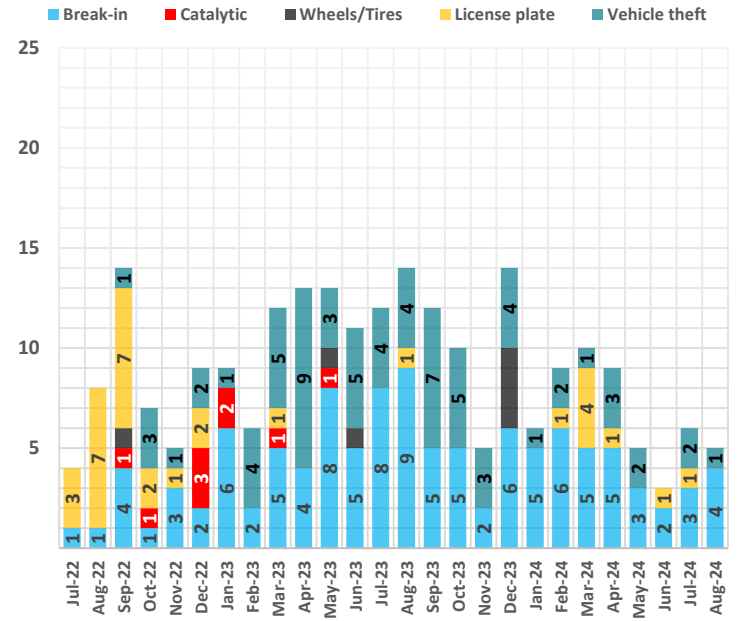
August 2024 Performance Measurement Review - **San Mateo County**

| PART 1 UCR Crime | 2019 | 2020 | 2021 | 2022 | 2023 | YTD 2023 | YTD 2024 | PCT % |
|--------------------------------|------------|-----------|-----------|------------|------------|------------|-----------|-------------|
| Homicide | 0 | 0 | 0 | 0 | 0 | 0 | 0 | -% |
| Rape | 1 | 1 | 1 | 0 | 0 | 0 | 0 | -% |
| Robbery | 13 | 6 | 10 | 14 | 13 | 8 | 7 | -13% |
| Aggravated Assault | 8 | 4 | 2 | 3 | 9 | 7 | 3 | -57% |
| Violent Crime Subtotal | 22 | 11 | 13 | 17 | 22 | 15 | 10 | -33% |
| Burglary (Structural) | 0 | 1 | 1 | 1 | 0 | 0 | 0 | -% |
| Larceny & Auto Burglary | 332 | 75 | 81 | 87 | 101 | 75 | 62 | -17% |
| Auto Theft | 13 | 4 | 3 | 12 | 54 | 35 | 12 | -66% |
| Arson | 0 | 1 | 1 | 1 | 0 | 0 | 0 | -% |
| Property Crime Subtotal | 345 | 81 | 86 | 101 | 155 | 110 | 74 | -33% |
| TOTAL | 367 | 92 | 99 | 99 | 177 | 125 | 84 | -33% |

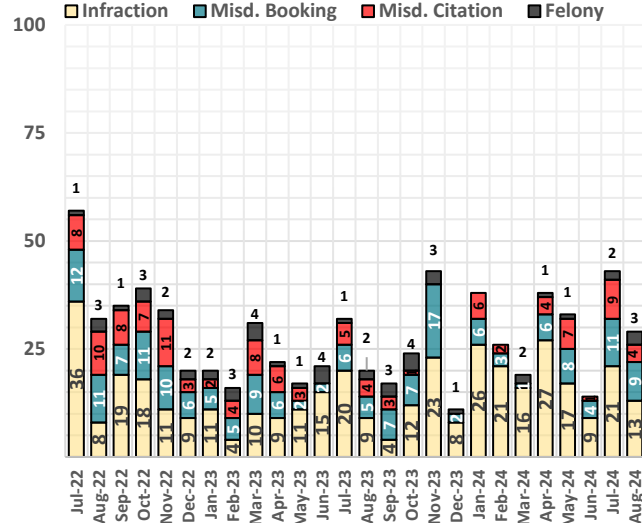
SAN MATEO ELECTRONIC CRIME



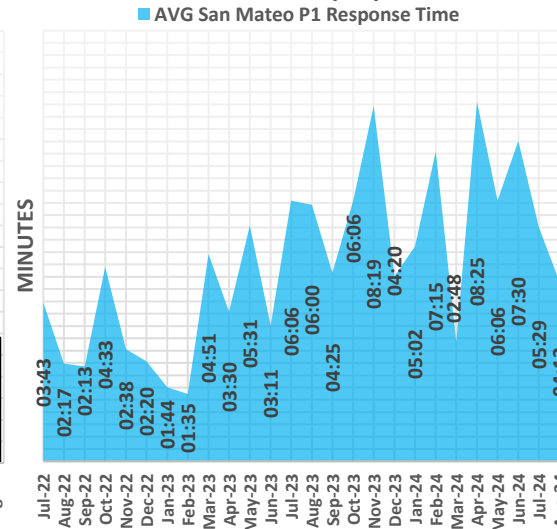
SAN MATEO VEHICLE CRIME



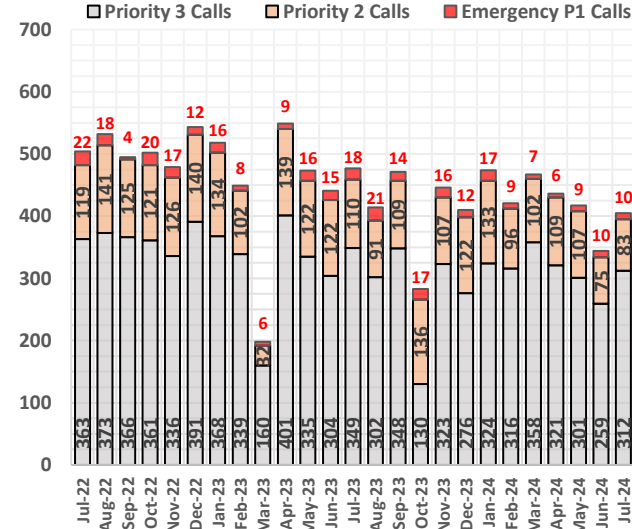
SMC ARRESTS & CITATIONS



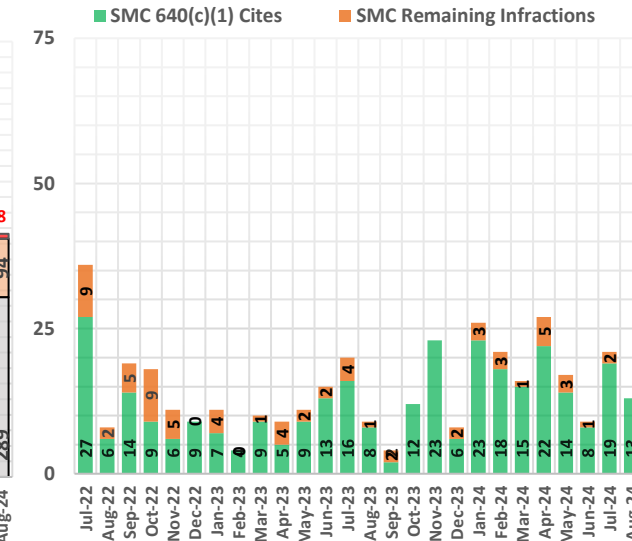
RESPONSE TIME (P1) AVG



SMC PRIORITY 1 - 3 CALLS



SMC FARE EVASION



Preface: The data is retrieved from the BART Police Database and remains unaudited until corrections. Numbers may differ from the reported data in the Uniform Crime Reporting (UCR) program.

Late reporting, the reclassification or unfounding of crimes, may affect statistics. Infraction citations consist of all individual charges. Felony arrests, misdemeanor arrests and citations are based on each instance per individual.



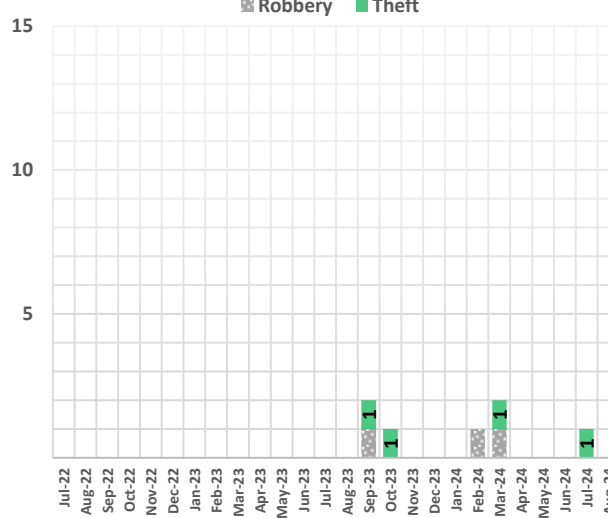
Bay Area Rapid Transit Police Department

101 8th St, Oakland, CA, 94607 (510) 464-7000 www.bart.gov/police

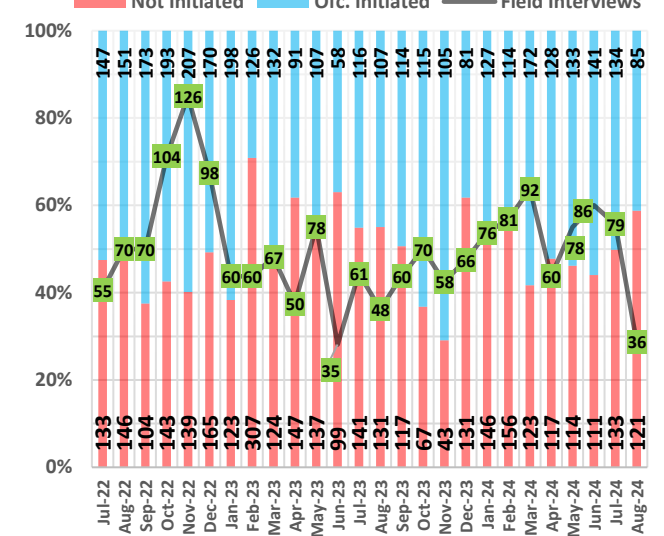
August 2024 Performance Measurement Review - Santa Clara County

| PART 1 UCR Crime | 2019 | 2020 | 2021 | 2022 | 2023 | YTD 2023 | YTD 2024 | PCT % |
|--------------------------------|----------|----------|----------|----------|-----------|----------|----------|-------------|
| Homicide | - | - | 0 | 0 | 0 | 0 | 0 | -% |
| Rape | - | - | 0 | 0 | 0 | 0 | 0 | -% |
| Robbery | - | - | 2 | 0 | 2 | 0 | 3 | -% |
| Aggravated Assault | - | 1 | 0 | 2 | 0 | 0 | 0 | -% |
| Violent Crime Subtotal | 0 | 1 | 2 | 2 | 2 | 0 | 3 | -% |
| Burglary (Structural) | - | - | 0 | 0 | 0 | 0 | 0 | -% |
| Larceny & Auto Burglary | - | 1 | 0 | 0 | 7 | 4 | 2 | -50% |
| Auto Theft | - | - | 0 | 0 | 1 | 1 | 0 | -100% |
| Arson | - | - | 0 | 0 | 0 | 0 | 0 | -% |
| Property Crime Subtotal | 0 | 1 | 0 | 0 | 8 | 5 | 2 | -60% |
| TOTAL | 0 | 2 | 2 | 2 | 10 | 5 | 5 | 0% |

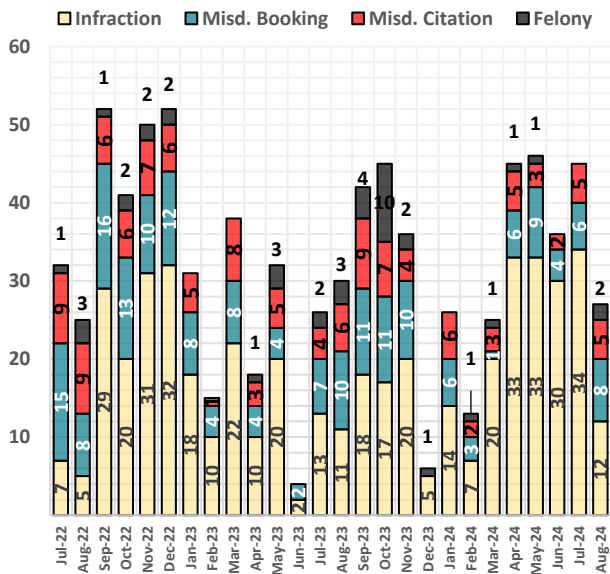
SANTA CLARA ELECTRONIC CRIME



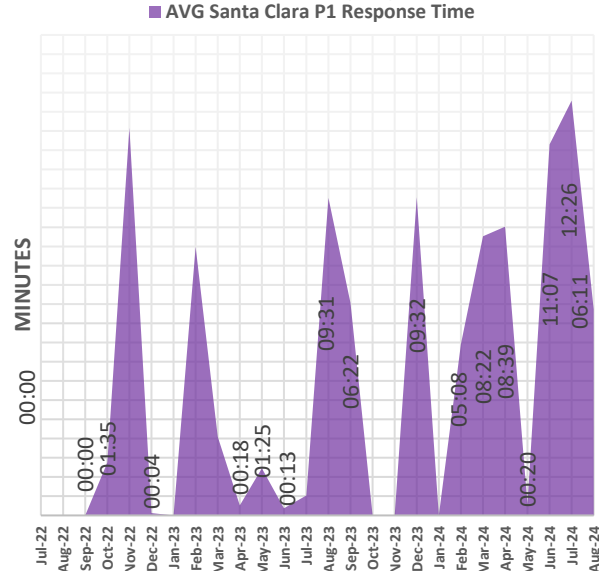
SCC OFFICER-INITIATED INCIDENTS



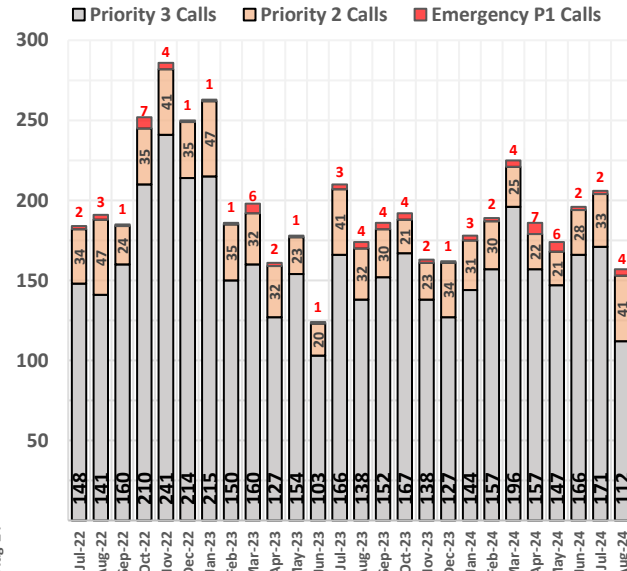
SCC ARRESTS & CITATIONS



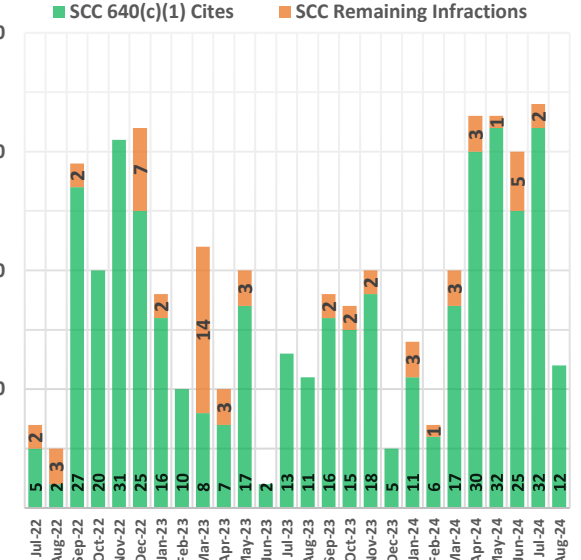
RESPONSE TIME (P1) AVG



SCC PRIORITY 1 - 3 CALLS



SCC FARE EVASION



Preface: The data is retrieved from the BART Police Database and remains unaudited until corrections. Numbers may differ from the reported data in the Uniform Crime Reporting (UCR) program.

Late reporting, the reclassification or unfounding of crimes, may affect statistics. Infraction citations consist of all individual charges. Felony arrests, misdemeanor arrests and citations are based on each instance per individual.

Internal Affairs Division Acronyms

Admin: Administrative

OIPA Investigation: Office of the Independent Police Auditor is conducting the investigation

S.R.: Supervisor Referral

Tolled: Internal Affairs Investigation is on hold (paused)

Allegation Types

Arrest or Detention

BBP: Bias Based

Policing

CUBO: Conduct Unbecoming an Officer

Courtesy

Force

POD: Performance of Duty

Policy Complaint

Policy/Procedure

Racial Animus

Reporting

Misconduct Search

or Seizure Service

Review Supervision

Truthfulness

Workplace Discrimination/Harassment

| BART Police Department - Office of Internal Affairs | | | | | | | | |
|---|------------|------------|---|----------------------------|--------------|--------------|--------------|------------|
| Investigation Log | | | | | | | | |
| IA#: | DATE OCC'D | DATE REC'D | ALLEGATION | MISC | INVESTIGATOR | STATUS | 5 Month Date | Due Date |
| IA2018-060 | 7/22/2018 | 7/23/2018 | Service Review | | Lt. Salas | Tolled | 12/23/2018 | |
| IA2022-093 | 12/6/2022 | 12/6/2022 | Force, CUBO, Arrest | | Sgt. Roan | Tolled | 5/7/2023 | 12/6/2023 |
| IA2023-001 | 1/2/2023 | 1/3/2023 | CUBO | | Sgt. Roan | Tolled | 6/7/2023 | 1/3/2024 |
| IA2023-022 | 2/27/2022 | 3/14/2023 | Arrest/Detention, Force, BBP, BWC, Search/Seizure, CUBO | OIPA deferred to IA #23-05 | Lt. Salas | In Progress | 8/13/2023 | 3/14/2024 |
| IA2023-029 | 3/29/2023 | 12/12/2022 | Force, Arrest/Detention, CUBO | | Lt. Salas | In Progress | 8/29/2023 | 3/29/2024 |
| IA2023-033 | 4/7/2023 | 4/7/2023 | CUBO | | Lt. Salas | In Progress | 9/7/2023 | 4/7/2024 |
| IA2023-038 | 4/17/2023 | 4/24/2023 | Bias/ CUBO | | Sgt. Vuong | In Progress | 9/25/2023 | 4/25/2024 |
| IA2023-045 | 5/10/2023 | 5/10/2023 | Bias, Racial Animus, CUBO | | Sgt. Vuong | In Progress | 10/11/2023 | 5/11/2024 |
| IA2023-049 | 5/23/2023 | 5/25/2023 | Arrest/Detention Force | | Lt. Salas | In Progress | 11/8/2023 | 5/25/2024 |
| IA2023-050 | 6/9/2023 | 6/9/2023 | Force | | Sgt. Vuong | Tolled | 11/12/2023 | 6/9/2024 |
| IA2023-070 | 7/27/2023 | 7/27/2023 | Force | | Lt. Salas | In Progress | 12/27/2023 | 7/27/2024 |
| IA2023-087 | 8/16/2023 | 8/16/2023 | CUBO | | Lt. Salas | Tolled | 1/16/2024 | 8/16/2024 |
| IA2023-088 | 8/29/2023 | 9/1/2023 | CUBO Courtsey | | Sgt. Roan | In Progress | 1/29/2024 | 8/29/2024 |
| IA2023-091 | 9/3/2023 | 9/3/2023 | CUBO Performance of Duty | | Lt. Salas | Tolled | 2/3/2024 | 9/3/2024 |
| IA2023-093 | 7/24/2022 | 9/15/2023 | Force CUBO | | Sgt. Roan | In Progress | 2/15/2024 | 9/15/2024 |
| IA2023-095 | 9/21/2023 | 9/21/2023 | CUBO, Force, POD, P/P | | Lt. Salas | In Progress | 9/21/2024 | 9/21/2024 |
| IA2023-098 | 9/20/2023 | 9/22/2023 | Force CUBO Bias-Based Policing | | Sgt. Roan | In Progress | 2/20/2024 | 9/20/2024 |
| IA2023-099 | 10/6/2023 | 10/6/2023 | | | Sgt. Roan | In Progress | 3/6/2024 | 10/6/2024 |
| IA2023-101 | 10/22/2023 | 10/24/2023 | Force | | Sgt. Vuong | To the Chief | 3/24/2024 | 10/24/2024 |
| IA2023-102 | 9/28/2023 | 10/25/2023 | Policy/Procedure (Documentaion) Detention | OIPA Monitoring | Sgt. Roan | In Progress | 3/25/2024 | 10/25/2024 |
| IA2023-104 | 11/1/2023 | 11/1/2023 | Courtesy | | Sgt. Vuong | In Progress | 4/1/2024 | 11/1/2024 |
| IA2023-105 | 11/1/2023 | 11/1/2023 | Force | | Sgt. Roan | In Progress | 4/1/2024 | 11/1/2024 |

| | | | | | | | | |
|------------|------------|------------|---|------------------------|------------|-------------|-----------|------------|
| IA2023-106 | 11/7/2023 | 11/7/2023 | Policy/Procedure | Administrative | Sgt. Roan | In Progress | 4/7/2024 | 11/7/2024 |
| IA2023-108 | 11/20/2023 | 11/20/2023 | Courtesy | | Sgt. Vuong | In Progress | 4/20/2024 | 4/20/2024 |
| IA2023-109 | 11/8/2023 | 11/28/2023 | CUBO | | Sgt. Vuong | In Progress | 4/8/2024 | 11/28/2024 |
| IA2023-110 | 12/1/2023 | 12/1/2023 | Force | | Sgt. Roan | In Progress | 5/1/2024 | 12/1/2024 |
| IA2023-111 | 12/5/2023 | 12/5/2023 | Bias | | Sgt. Vuong | In Progress | 4/1/2024 | 12/5/2024 |
| IA2023-112 | 12/8/2023 | 12/6/2023 | Force | | Sgt. Roan | In Progress | 5/8/2024 | 12/8/2024 |
| IA2023-113 | 12/12/2023 | 12/9/2023 | Force | | Sgt. Vuong | In Progress | 5/12/2024 | 12/12/2024 |
| IA2023-114 | 12/12/2023 | 12/10/2023 | CUBO | | Sgt. Roan | In Progress | 5/12/2024 | 12/12/2024 |
| IA2023-115 | 12/20/2023 | 12/21/2023 | Force | | Sgt. Vuong | In Progress | 5/21/2024 | 12/21/2024 |
| IA2023-116 | 12/22/2023 | 12/23/2023 | Force | | Sgt. Roan | In Progress | 5/22/2024 | 12/22/2024 |
| IA2023-117 | 12/28/2023 | 12/28/2023 | Force | | Sgt. Vuong | In Progress | 5/28/2024 | 12/28/2024 |
| IA2023-118 | 12/28/2023 | 12/29/2023 | Performance of Duty | | Sgt. Roan | In Progress | 5/28/2024 | 12/28/2024 |
| IA2024-001 | 1/1/2024 | 1/2/2024 | CUBO | | Sgt. Vuong | In Progress | 6/1/2024 | 1/1/2025 |
| IA2024-002 | 10/25/2023 | 1/4/2024 | Force | | Sgt. Roan | In Progress | 6/4/2024 | 1/4/2025 |
| IA2024-003 | 1/4/2024 | 1/5/2024 | Arrest or Detention | OIPA Monitoring #24-02 | Sgt. Roan | In Progress | 6/4/2024 | 1/4/2025 |
| IA2024-006 | 2/3/2024 | 2/3/2024 | CUBO | | Sgt. Vuong | In Progress | 7/3/2024 | 2/3/2025 |
| IA2024-007 | 2/5/2024 | 2/5/2024 | Force | | Sgt. Vuong | In Progress | 7/5/2024 | 2/5/2025 |
| IA2024-008 | 2/5/2024 | 2/3/2024 | Force | | Sgt. Roan | In Progress | 7/5/2024 | 2/3/2025 |
| IA2024-009 | 2/4/2024 | 2/7/2024 | Bias Based Policing, Performance of Duty , Policy/Procedure | OIPA #24-05 | OIPA | In Progress | 7/4/2024 | 2/7/2025 |
| IA2024-010 | 2/16/2024 | 2/17/2024 | CUBO | | Sgt. Vuong | In Progress | 7/16/2024 | 2/16/2025 |
| IA2024-011 | 2/18/2024 | 2/24/2024 | Force, Bias | | Sgt. Roan | In Progress | 7/18/2024 | 2/18/2025 |
| IA2024-012 | 2/13/2024 | 2/15/2024 | Arrest/Detention, Policy/Procedure | OIPA #24-06 | OIPA | | 7/13/2024 | 2/13/2025 |
| IA2024-013 | 2/28/2024 | 2/28/2024 | Force | | Sgt. Roan | In Progress | 7/28/2024 | 2/28/2025 |
| IA2024-014 | 2/29/2024 | 2/29/2024 | Bias Based Policing, Force | | Sgt. Roan | Tolled | 7/29/2024 | 2/29/25 |
| IA2024-015 | 2/28/2024 | 2/29/2024 | Bias Based Policing, CUBO | | Sgt. Roan | In Progress | 7/28/2024 | 2/28/2025 |
| IA2024-016 | 3/1/2024 | 3/1/2024 | Conduct Unbecoming | | Sgt. Roan | In Progress | 8/1/2024 | 3/1/2025 |

| | | | | | | | | |
|------------|-----------|-----------|---|------------------------|------------|-------------|-----------|-----------|
| IA2024-017 | 2/9/2024 | 3/1/2024 | CUBO, Bias Based, Arrest/Detention | OIPA Monitoring #24-08 | Sgt. Roan | In Progress | 8/1/2024 | 3/1/2025 |
| IA2024-018 | 2/22/2024 | 2/27/2024 | CUBO | OIPA Intake #24-07 | OIPA | In Progress | 7/27/2024 | 2/27/2025 |
| IA2024-019 | 2/18/2024 | 3/8/2024 | Force | | Sgt. Vuong | In Progress | 7/18/2024 | 2/18/2025 |
| IA2024-020 | 3/13/2024 | 3/15/2024 | Force | | Sgt. Vuong | In Progress | 8/13/2024 | 3/13/2025 |
| IA2024-021 | 3/16/2024 | 3/18/2024 | Arrest/Detention, BWC(Late Activation), Search/Seizure, Force, Policy/Procedure (report writing), Policy/ Procedure (improper citation) | OIPA Monitoring #24-12 | Sgt. Roan | In Progress | 8/16/2024 | 3/16/2025 |
| IA2024-022 | UNKOWN | 3/19/2024 | CUBO | | Lt. Salas | In Progress | 8/19/2024 | 3/19/2025 |
| IA2024-023 | 3/14/2024 | 3/20/2024 | CUBO | | Sgt. Vuong | In Progress | 8/14/2024 | 3/14/2025 |
| IA2024-024 | 3/19/2024 | 3/20/2024 | Force | | Sgt. Vuong | In Progress | 8/19/2024 | 3/19/2025 |
| IA2024-025 | UNKOWN | 3/22/2024 | CUBO, Policy/Procedure, Performance of Duty | | Lt. Salas | In Progress | 8/22/2024 | 3/22/2025 |
| IA2024-026 | 4/2/2024 | 4/2/2024 | CUBO, Arrest/Detention | | Sgt. Roan | In Progress | 9/2/2024 | 4/2/2025 |
| IA2024-027 | 4/6/2024 | 4/8/2024 | Performance of Duty | OIPA Intake #24-19 | OIPA | In Progress | 9/6/2024 | 4/6/2025 |
| IA2024-028 | 1/30/2024 | 4/2/2024 | CUBO, Force | | Sgt. Vuong | In Progress | 9/30/2024 | 4/2/2025 |
| IA2024-029 | 3/24/2024 | 4/5/2024 | CUBO | | Sgt. Roan | In Progress | 4/5/2024 | 4/5/2025 |
| IA2024-030 | 3/28/2024 | 3/28/2024 | CUBO | OIPA Monitoring #24-15 | Sgt. Roan | In Progress | 8/28/2024 | 3/28/2025 |
| IA2024-031 | 4/16/2024 | 4/16/2024 | CUBO , Performance of Duty (Supervision), Policy of Procedure (Retaliation) | | Lt. Salas | In Progress | 9/16/2024 | 4/16/2025 |
| IA2024-033 | 3/8/2024 | 4/22/2024 | Force | | Sgt. Roan | In Progress | 9/22/2024 | 4/22/2025 |
| IA2024-034 | 4/19/2024 | 4/19/2024 | Force | | Sgt. Roan | In Progress | 9/19/2024 | 4/19/2025 |
| IA2024-035 | 4/30/2024 | 4/30/2024 | Force | | Sgt. Roan | In Progress | 9/30/2024 | 4/30/2025 |
| IA2024-036 | 4/15/2024 | 4/24/2024 | CUBO, Performance of Duty | OIPA #24-22 | OIPA | In Progress | 9/24/2024 | 4/24/2025 |
| IA2024-037 | 4/6/2024 | 5/16/2024 | Force, Policy/Procedure, Performance of Duty | OIPA #24-17 | OIPA | In Progress | 9/6/2024 | 4/6/2025 |

| | | | | | | | | |
|------------|-----------|-----------|---|---|------------|-------------|------------|-----------|
| IA2024-038 | 5/9/2024 | 5/10/2024 | Force, Arrest/Detention | OIPA #24-27 | OIPA | In Progress | 10/9/2024 | 5/10/2025 |
| IA2024-039 | 5/18/2024 | 5/20/2024 | Force | | Sgt. Vuong | In Progress | 10/18/2024 | 5/18/2025 |
| IA2024-040 | Unkown | 5/22/2024 | Policy/Procedure | OIPA #24-26 | OIPA | In Progress | 10/22/2024 | 5/22/2025 |
| IA2024-041 | 2/14/2024 | 5/3/2024 | Policy/Procedure (BWC & Citation) | OIPA Monitor #24-25 | Sgt. Roan | In Progress | 10/3/2024 | 5/3/2025 |
| IA2024-042 | 5/3/2024 | 5/3/2024 | Force | | Sgt. Roan | In Progress | 10/3/2024 | 5/3/2025 |
| IA2024-043 | 5/17/2024 | 5/24/2024 | Force | | Lt. Salas | In Progress | 10/24/2024 | 5/24/2025 |
| IA2024-044 | Unkown | 5/28/2024 | Policy/Procedure | OIPA Monitoring OIPA Intake #24- 30 | Sgt. Roan | In Progress | 10/28/2024 | 5/28/2025 |
| IA2024-045 | 5/19/2024 | 5/24/2024 | Bias-Based Policing, Force | OIPA Investigation OIPA Intake #24- 28 | OIPA | In Progress | 10/19/2024 | 5/24/2025 |
| IA2024-046 | 5/29/2024 | 5/30/2024 | Performance of Duty, CUBO | | Sgt. Roan | In Progress | 10/30/2024 | 5/30/2025 |
| IA2024-048 | 4/27/2024 | 5/21/2024 | Arrest/Detention Courtesy | OIPA Intake #24- 23 | OIPA | In Progress | 10/21/2024 | 5/21/2025 |
| IA2024-049 | 5/28/2024 | 5/30/2024 | CUBO | | Sgt. Roan | In Progress | 10/30/2024 | 5/30/2025 |
| IA2024-050 | 5/31/2024 | 5/31/2024 | Force | | Sgt. Roan | In Progress | 10/31/2024 | 5/31/2025 |
| IA2024-051 | 5/12/2024 | 5/31/2024 | Bias-Based Policing Force Policy/Procedure Performance of Duty | OIPA Investigation OIPA Intake #24-31 | OIPA | In Progress | 10/31/2024 | 5/31/2025 |
| IA2024-052 | 6/1/2024 | 6/5/2024 | Force | | Sgt. Vuong | In Progress | 11/5/2024 | 6/5/2025 |
| IA2024-053 | 5/24/2024 | 5/31/2024 | | | Sgt. Roan | In Progress | 10/31/2024 | 5/31/2025 |
| IA2024-054 | 5/1/2024 | 5/4/2024 | CUBO | | Sgt. Vuong | In Progress | 10/1/2024 | 5/1/2025 |
| IA2024-055 | 6/10/2024 | 6/11/2024 | Bias-Based Policing, Force, Policy/Procedure, Performance of Duty | OIPA Investigation OIPA Intake #24-34 | OIPA | In Progress | 11/10/2024 | 6/11/2025 |
| IA2024-056 | 6/10/2024 | 6/11/2024 | Arrest/Detention, Policy/Procedure , Bias-based Policing | OIPA Investigation OIPA Intake #24-35 | OIPA | In Progress | 11/10/2024 | 6/11/2025 |
| IA2024-057 | 6/20/2024 | 6/21/2024 | Arrest/Detention, Policy/Procedure | OIPA Investigation OIPA Intake #24- 26 | OIPA | In Progress | 11/20/2024 | 6/20/2025 |

| | | | | | | | | |
|------------|-----------|-----------|---|------------------------------------|------------|-------------|------------|-----------|
| IA2024-058 | 6/24/2024 | 6/24/2024 | Bias-Based Policing, CUBO, Policy/Procedure, Arrest or Detention, BWC | | Sgt. Vuong | In Progress | 11/24/2024 | 6/24/2025 |
| IA2024-059 | 6/6/2024 | 6/24/2024 | Force | | Sgt. Vuong | In Progress | 11/24/2024 | 6/24/2025 |
| IA2024-060 | 5/9/2024 | 6/24/2024 | Arrest/Detention Force Policy/Procedure CUBO Performance of Duty | OIPA Monitoring OIPA Intake #24-32 | Sgt. Roan | In Progress | 11/24/2024 | 6/24/2025 |
| IA2024-061 | 7/5/2024 | 7/5/2024 | Force | | Sgt. Vuong | In Progress | 12/5/2024 | 7/5/2025 |
| IA2024-062 | 6/21/2024 | 6/24/2024 | Inquiry | | Sgt. Vuong | In Progress | 11/21/2024 | 6/21/2025 |
| IA2024-063 | 7/15/2024 | 7/14/2024 | Force | | Sgt. Vuong | In Progress | 12/15/2024 | 7/15/2025 |
| IA2024-064 | 5/23/2024 | 5/23/2024 | | | Lt. Salas | In Progress | 10/23/2024 | 5/23/2025 |
| IA2024-065 | 6/10/2024 | 6/10/2024 | Force | | Sgt. Roan | In Progress | 11/10/2024 | 6/10/2025 |
| IA2024-066 | 7/1/2024 | 7/1/2024 | Force, CUBO | | Sgt. Vuong | In Progress | 12/10/2024 | 7/1/2025 |
| IA2024-067 | 7/18/2024 | 7/18/2024 | Bias-Based Policing | | Sgt. Vuong | In Progress | 12/18/2024 | 7/18/2025 |
| IA2024-068 | 7/21/2024 | 7/21/2024 | CUBO, Detention, Force, Search/Seizure | | Sgt. Roan | In Progress | 12/21/24/ | 7/21/2025 |
| IA2024-069 | 7/19/2024 | 7/19/2024 | CUBO | | Sgt. Roan | In Progress | 12/19/2024 | 7/19/2025 |
| IA2024-070 | 7/28/2024 | 7/28/2024 | CUBO & Force | | Sgt. Roan | In Progress | 12/28/2024 | 7/28/2025 |
| IA2024-071 | 7/31/2024 | 8/1/2024 | Bias-Based Policing CUBO Force | | Sgt. Roan | In Progress | 1/1/2025 | 8/1/2025 |
| IA2024-072 | 7/6/2024 | 7/11/2024 | CUBO, Performance of Duty, Policy/Procedure, Truthfulness | | Sgt. Vuong | In Progress | 12/11/2024 | 7/11/2025 |
| IA2024-073 | 7/31/2024 | 8/6/2024 | Arrest/Detention, Policy/Procedure, Force | OIPA Monitoring Intake #24-21 | Sgt. Roan | In Progress | 1/6/2025 | 8/6/2025 |
| IA2024-074 | 7/30/2024 | 8/1/2024 | CUBO | | Sgt. Vuong | In Progress | 12/30/2024 | 7/30/2025 |

| | | | | | | | | | |
|------------|-----------|-----------|--|--|------------|-------------|------------|-----------|--|
| IA2024-075 | 8/16/2024 | 8/19/2024 | Force | | Sgt. Roan | In Progress | 1/16/2024 | 8/16/2025 | |
| IA2024-076 | 7/15/2024 | 7/15/2024 | Bias-Based Policing | | Sgt. Roan | In Progress | 12/15/2024 | 7/15/2025 | |
| IA2024-077 | 7/30/2024 | 7/30/2024 | Bias-Based Policing | | Sgt. Roan | In Progress | 12/30/2024 | 7/30/2025 | |
| IA2024-078 | 8/20/2024 | 8/20/2024 | CUBO | | Sgt. Vuong | In Progress | 1/20/2024 | 8/20/2024 | |
| IA2024-079 | 4/24/2024 | 7/30/2024 | CUBO | | Sgt. Roan | In Progress | 12/30/24/ | 7/30/2025 | |
| IA2024-080 | 8/24/2024 | 8/24/2024 | Force | | Sgt. Vuong | In Progress | 1/24/2025 | 8/24/2025 | |
| IA2024-081 | 9/5/2024 | 9/5/2024 | Force | | Sgt. Vuong | In Progress | 2/5/2025 | 9/5/2025 | |
| IA2024-082 | 8/28/2024 | 8/29/2024 | Force CUBO Policy/Procedure | | Sgt. Roan | In Progress | 1/29/2025 | 8/29/2025 | |
| IA2024-083 | 8/25/2024 | 8/25/2024 | Policy/Procedure (BWC) Performance of Duty Force | | Sgt. Vuong | In Progress | 1/25/2025 | 8/25/2025 | |
| IA2024-084 | 8/9/2024 | 8/8/2023 | Truthfulness | | Sgt. Roan | In Progress | 1/9/2025 | 8/9/2025 | |

BART Watch - 2024

| | Jan | Feb | Mar | Apr | May | Jun | Jul | Aug | Sep | Oct | Nov | Dec | YTD |
|--------------------------------|-------------|-------------|-------------|-------------|-------------|-------------|-------------|-------------|----------|----------|----------|----------|--------------|
| Crime in Progress | 49 | 32 | 38 | 35 | 35 | 37 | 44 | 44 | | | | | 314 |
| Disruptive Behavior | 469 | 431 | 489 | 468 | 435 | 433 | 470 | 495 | | | | | 3690 |
| Smoking or Drug Use | 600 | 578 | 541 | 552 | 502 | 478 | 532 | 537 | | | | | 4320 |
| Human Trafficking | 0 | 1 | 2 | 1 | 1 | 0 | 2 | 2 | | | | | 9 |
| Illegally Parked Vehicle | 14 | 4 | 4 | 10 | 9 | 7 | 10 | 7 | | | | | 65 |
| Aggressive Panhandling | 10 | 15 | 18 | 20 | 13 | 8 | 12 | 19 | | | | | 115 |
| Report a Crime Tip | 17 | 21 | 21 | 19 | 14 | 11 | 11 | 21 | | | | | 135 |
| Robbery / Theft | 13 | 12 | 18 | 17 | 18 | 16 | 18 | 23 | | | | | 135 |
| Sexual Assault / Lewd Behavior | 15 | 10 | 23 | 16 | 15 | 17 | 14 | 8 | | | | | 118 |
| Suspicious Activity | 77 | 70 | 77 | 58 | 80 | 70 | 80 | 92 | | | | | 604 |
| Unattended Bag or Package | 38 | 25 | 31 | 42 | 32 | 25 | 28 | 22 | | | | | 243 |
| Unsecure Door | 15 | 11 | 8 | 10 | 10 | 10 | 12 | 15 | | | | | 91 |
| Vandalism | 61 | 55 | 42 | 54 | 37 | 34 | 43 | 49 | | | | | 375 |
| Welfare Check | 221 | 242 | 300 | 257 | 241 | 182 | 205 | 231 | | | | | 1879 |
| Unwanted Sexual Harassment | 6 | 5 | 4 | 4 | 9 | 8 | 5 | 7 | | | | | 48 |
| Total | 1605 | 1512 | 1616 | 1563 | 1451 | 1336 | 1486 | 1572 | 0 | 0 | 0 | 0 | 12141 |
| Text-a-Tip | 557 | 494 | 550 | 470 | 447 | 413 | 407 | 462 | | | | | 3800 |
| BART Watch App Installs | 1182 | 959 | 1170 | 821 | 674 | 710 | 713 | 905 | | | | | 7134 |

Lifetime Downloads: 109,437