

BART Police Internal Affairs

2022

This report contains statistical data compiled by the BART Police Office of Internal Affairs, addressing the number and nature of misconduct allegations resulting from Citizen Complaints and Administrative Investigations. Additionally, the report enumerates use of force statistics.

Annual Report

Internal Affairs Overview

The BART Police Office of Internal Affairs received 97 complaints from citizens with regards to police conduct during 2022.

- Of the 97 complaints, 86 were reported and investigated as Formal Citizen Complaints.
- An additional 6 complaints were reported as Informal Citizen Complaints and were addressed through Supervisory Referrals.

There were 5 Administrative Investigations initiated by the Office of Internal Affairs.

Total Incidents:

Incident Type	Count	Percent of Total
Formal Citizen Complaints	86	88.60%
Informal Citizen Complaints	6	6.20%
Administrative Investigations	5	5.20%
TOTAL	97	

The 86 Formal Citizen Complaints contained allegations against 97 officers. Of these officers, 35 were named in more than one complaint.

Complaints received by individual officers:

Complaints per Officer	Number of Officers
5 Complaints	3
4 Complaints	4
3 Complaints	6
2 Complaints	22
1 Complaints	62

Allegations Made by Citizens:

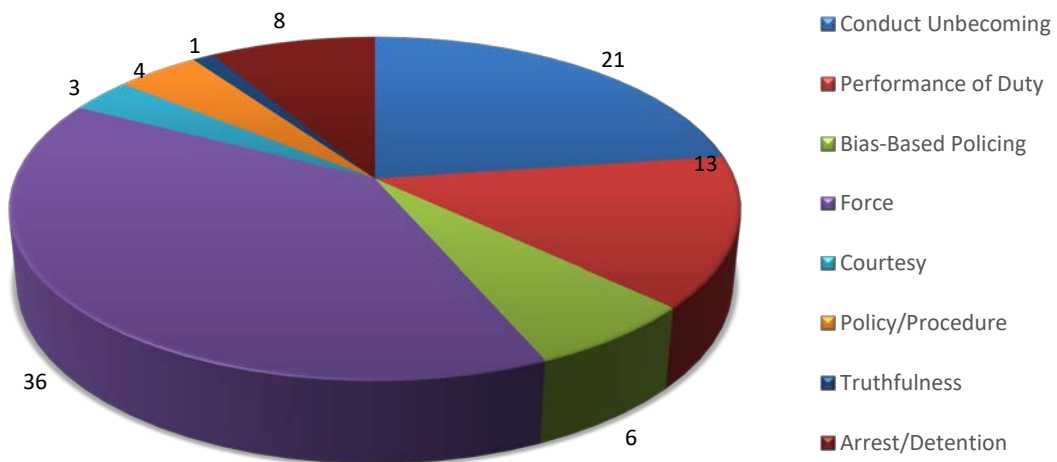
Each incident is categorized by a primary allegation which is considered to be the most serious and/or significant allegation made against the officer. Sustained allegations are considered to be the primary allegation over non-sustained allegations.

BART Police Office of Internal Affairs, 2022 Annual Report

The following data quantifies the primary allegations from citizens in 2022:

Allegation Classification *Listed in Descending Order by Count	Number of Incidents
Force	36
Conduct Unbecoming	21
Performance of Duty	13
Arrest or Detention	8
Bias-Based Policing	6
Policy/Procedure	4
Courtesy	3
Truthfulness	1
Total Incidents	92

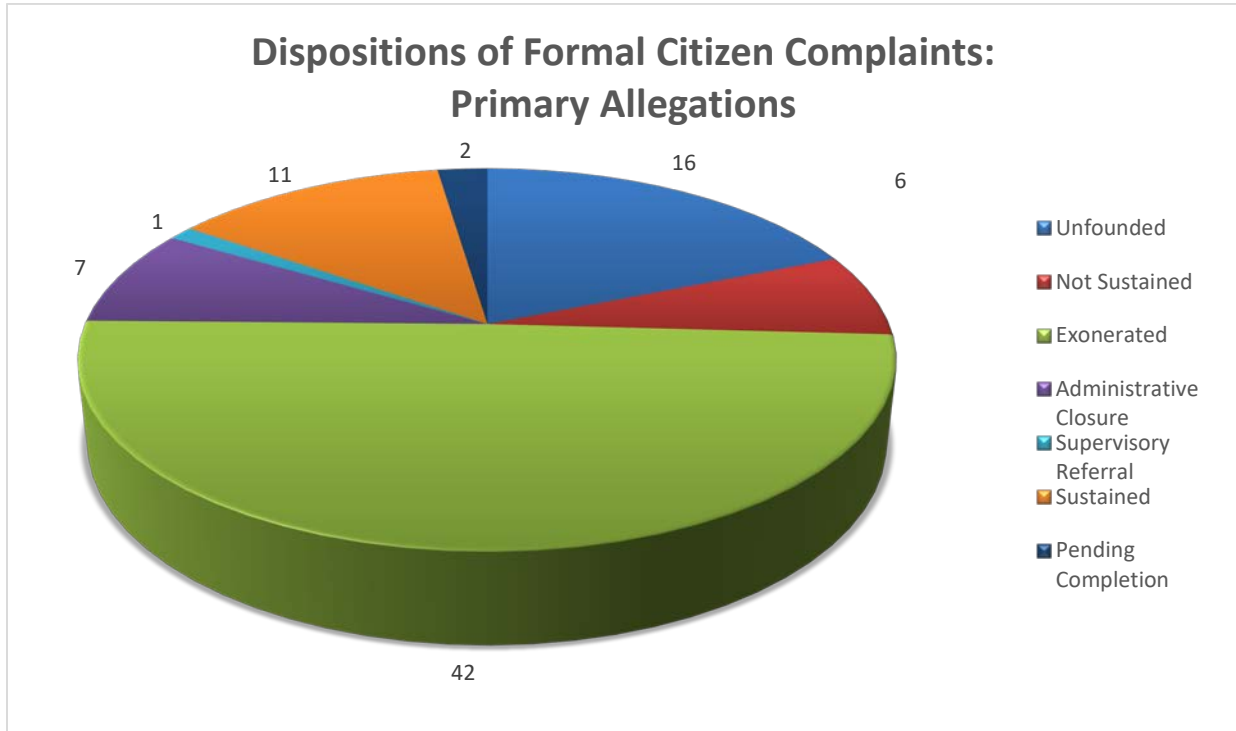
**Formal and Informal Citizen Complaints:
Primary Allegations**



Dispositions of Formal Complaint Primary Allegations:

Dispositions are captured as the most significant “allegation” based on the hierarchy chart.

Allegation Classification	Sustained	Not Sustained	Exonerated	Unfounded	Administrative Closure	Supervisory Referral	Pending/Archive	Total
Arrest/Detention	2		5	1				3
Bias-Based Policing	2			6				6
Conduct Unbecoming	1	3	4	4	3	1		16
Force	3	1	28	1	1		2	36
Performance of Duty	1	2	4	3	3			13
Policy/Procedure	2		1					3
Truthfulness				1				1
Total	11	6	42	16	7	1	2	85



BART Police Office of Internal Affairs, 2022 Annual Report

Dispositions of Inclusive Allegations from Citizen Complaints:

*Some incidents may contain more than one allegation for each officer.

Allegation Classifications	Finding	Count
Arrest/Detention	Exonerated	19
	Sustained	1
	Not Sustained	1
	Pending Completion	1
	Total	22
Bias-Based Policing	Unfounded	37
	Not Sustained	6
	Administratively Closed	1
	Pending Completion	1
	Total	45
Conduct Unbecoming	Exonerated	11
	Unfounded	31
	Not Sustained	17
	Sustained	3
	Supervisor Referral	6
	Pending Completion	3
	Administratively Closed	1
	Total	72
Courtesy	Supervisor Referral	1
	Unfounded	1
	Total	2
Force	Exonerated	69
	Unfounded	2
	Not Sustained	1
	Pending Completion	4
	Sustained	2
	Total	76
Performance of Duty	Exonerated	10
	Unfounded	6
	Sustained	2
	Not Sustained	6
	Administratively Closed	1
	Total	25
Policy/Procedure	Exonerated	9
	Sustained	11
	Not Sustained	4
	Unfounded	2
	Total	26

Dispositions of Inclusive Allegations from Citizen Complaints:

*Some incidents may contain more than one allegation for each officer.

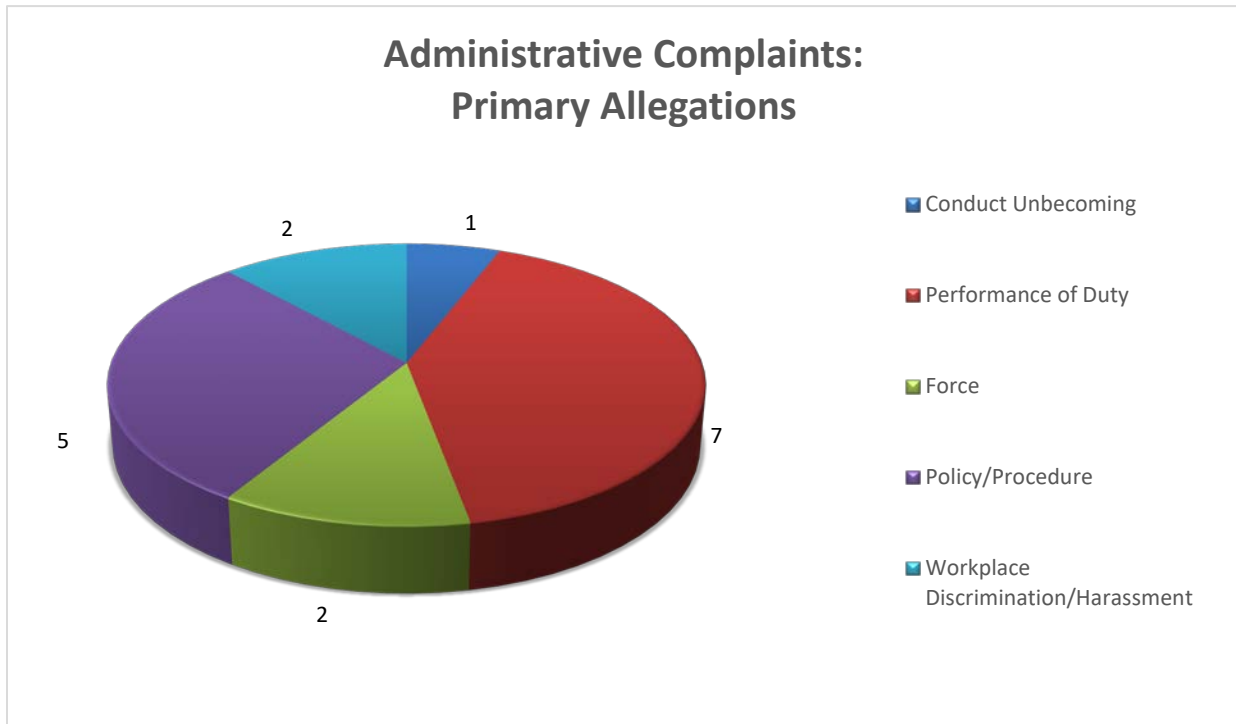
Allegation Classifications	Finding	Count
Racial Animus	Unfounded	1
	Total	2
Search or Seizure	Unfounded	2
	Sustained	1
	Exonerated	4
	Not Sustained	1
	Total	8
Truthfulness	Pending Completion	1
	Total	1

Administrative Investigations:

Each incident is categorized by a primary allegation which is considered to be the most serious and/or significant allegation made against the officer. Sustained allegations are considered to be the primary allegation over non-sustained allegations.

* Service Review: When a citizen/employee raises a concern pertaining to the global practice throughout the Department such as Department policy, procedure and/or tactics.

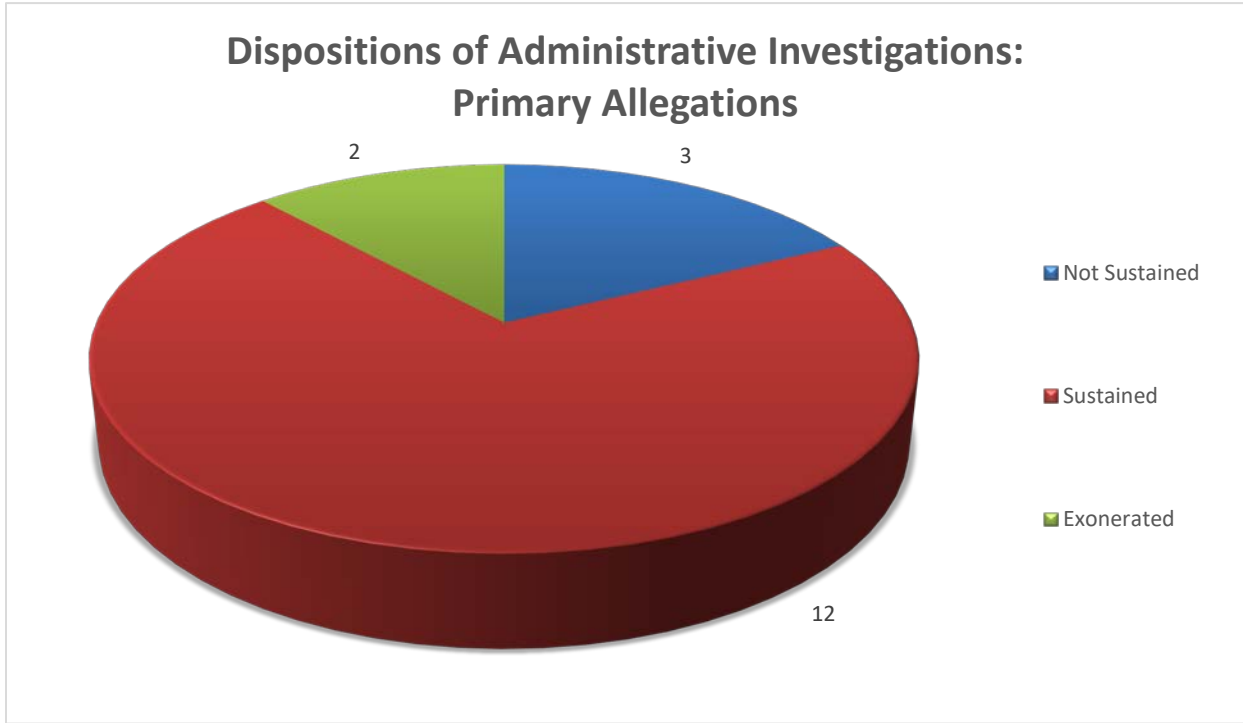
Allegation Classification *Listed in Descending Order by Count	Number of Incidents
Conduct Unbecoming	1
Performance of Duty	7
Policy/Procedure	5
Force	2
Workplace Discrimination/Harassment	2
Arrest/Detention	
Bias Based Policing	
Racial Animus	
Truthfulness	
Service Review	
Pending Completion	
Total Incidents	17



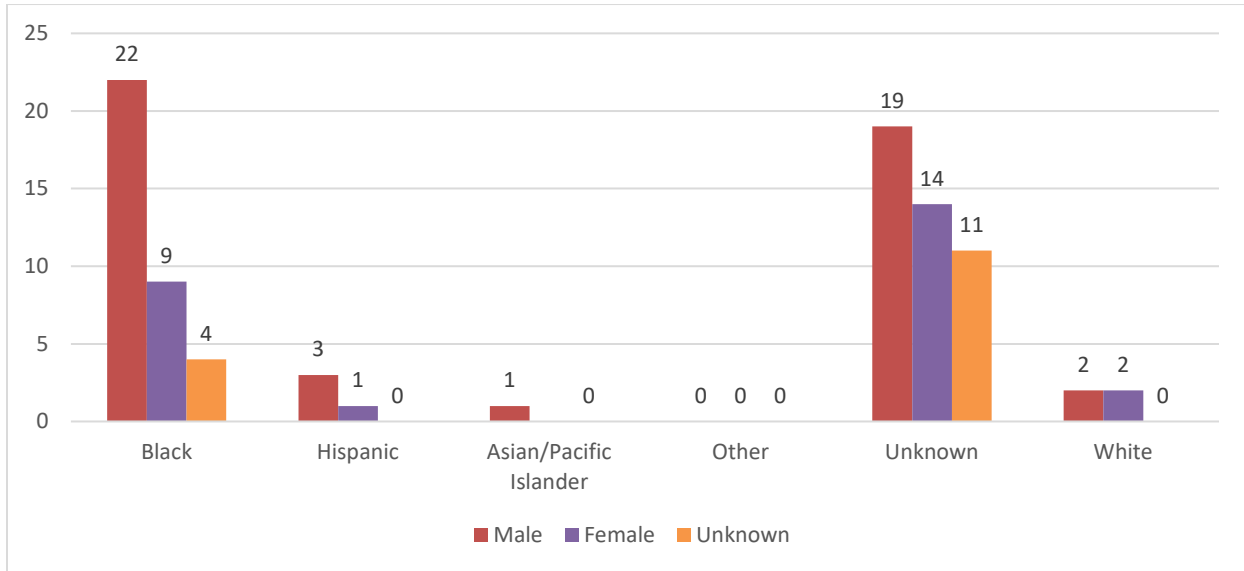
Dispositions of Administrative Allegations:

Dispositions are captured as the most significant “allegation” based on the hierarchy chart.

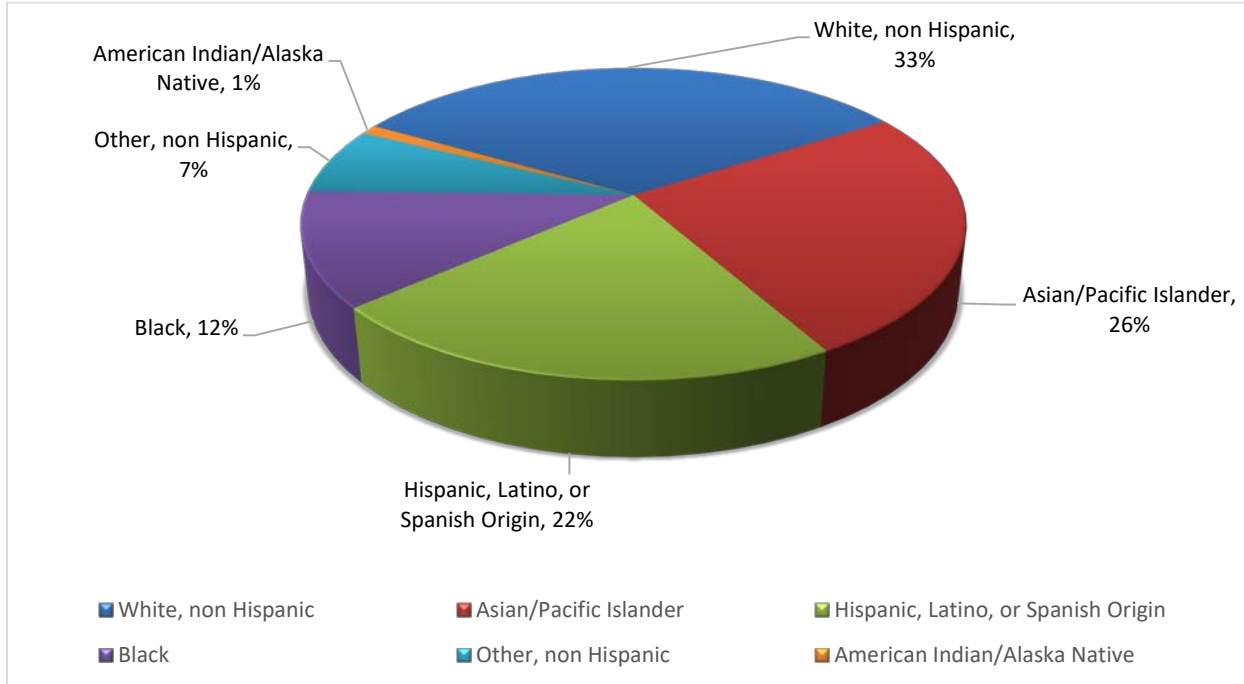
Allegation Classification	Exonerated	Not Sustained	Sustained	Administrative Closure	Service Review	Total
Arrest or Detention						
Bias Based Policing						
Conduct Unbecoming an Officer			1			1
Force	2					2
Performance of Duty		1	6			7
Policy/Procedure			5			5
Racial Animus						
Service Review						
Truthfulness						
Unknown Allegation						
Workplace Discrimination/Harassment		2				2
Total						17



Citizen Demographics for Formal and Informal Complaints:

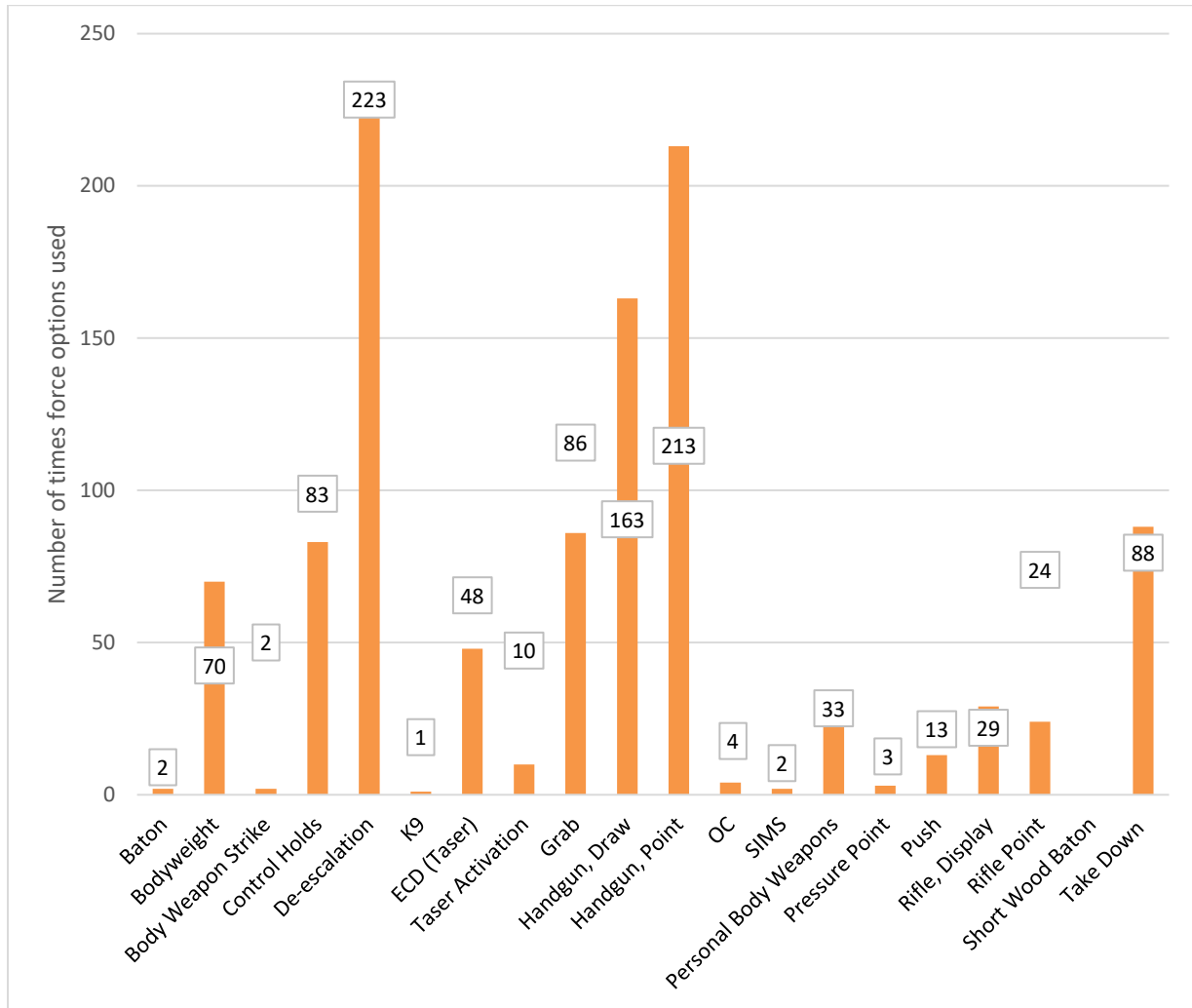


Demographics of BART Ridership:



*Data taken from 2022 BART Customer Satisfaction Study, (survey is updated every two years).

Use of Force



There was a total of 324 reportable use of force incidents (as defined in Policy 300) in 2022 and **82,337** total calls for service/incidents, meaning that officers used force in fewer than .394% of all calls for service/incidents during the year. The sum of the graph totals more than 324 incidents because some incidents may involve more than one type of force.