



Quarterly Report of the Controller-Treasurer Period Ending 12/31/18



BART Board of Directors
March 14, 2019

Quarterly Report of the Controller-Treasurer

Period Ended 12/31/18

- The District currently provides benefits to employees which include, but are not limited to:
 - **Retirement Pension Plan** managed by the California Public Employee Retirement System (CALPERS), and funded by contributions from the District and its employees. CALPERS is the largest pension plan in the United States with assets of approximately \$300 billion.
 - **Retiree Medical Benefits** coverage funded by a Trust established by the District in 2005. The Trust as of December 31, 2018.
 - a. Invested in a combination of stocks, bonds, REIT & cash,
 - b. Benchmark 6.5%,
 - c. Total net assets \$298.7 million and inception to date return is 6.2%,
 - d. Quarterly Report to the Unions
 - **Survivor Benefits** of active and retired employees funded by the employees (\$15/month),
 - **Life Insurance** for retired employees.
 - The District also accrues liabilities through Property & Casualty insurance and workers compensation claims and maintains the required reserves related to its self-funded insurance programs for worker's compensation and general liability based on an annual actuarial study.

Quarterly Report of the Controller-Treasurer

Period Ended 12/31/18

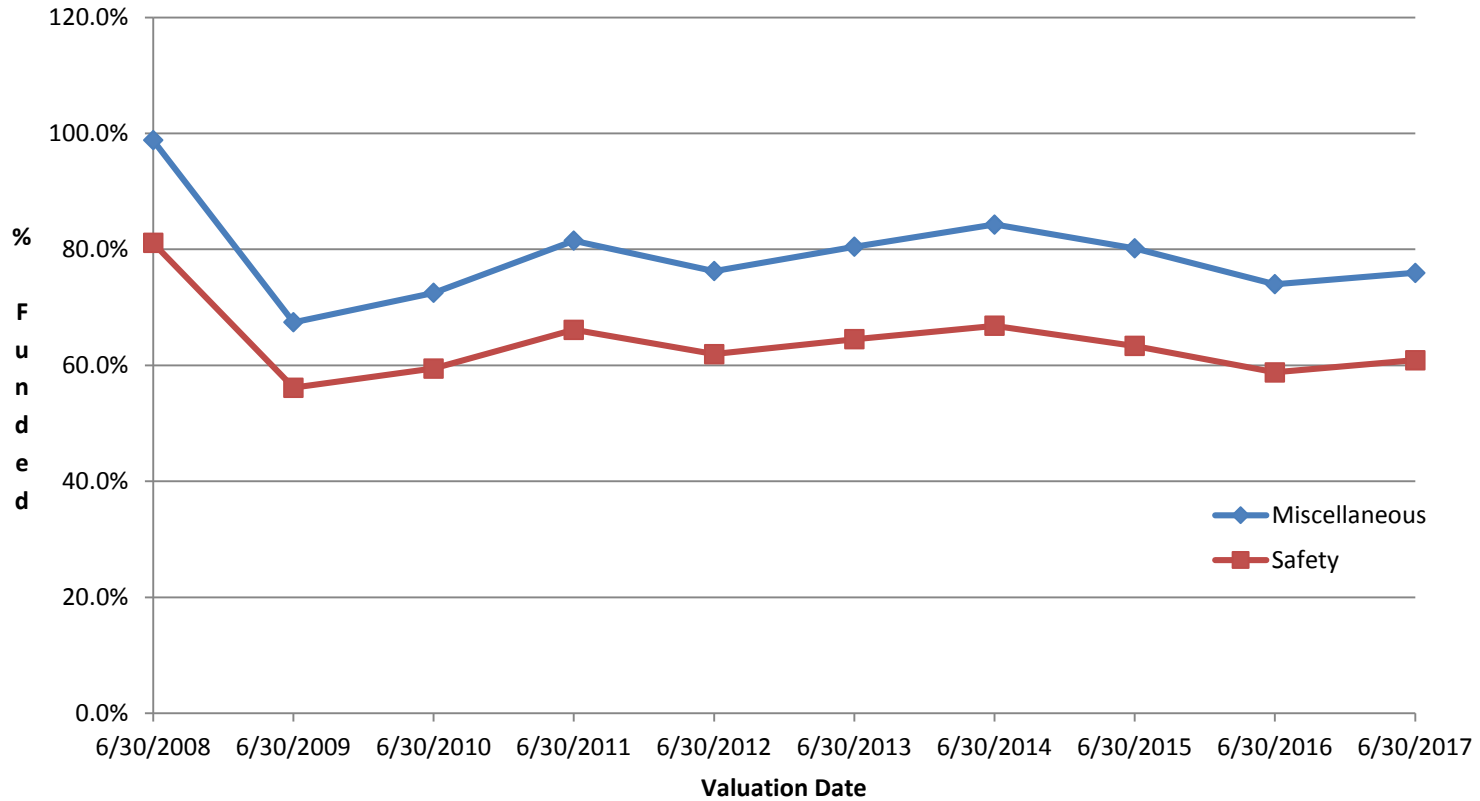
Funding Summary of Pension, Retiree Health & Other Post-Employment Benefits

	<u>Valuation Date</u>	<u>Market Value of Assets</u>	<u>Total Liability</u>	<u>Unfunded Liability</u>	<u>% Funded</u>
Retirement Pension with CALPERS					
Miscellaneous Employees	6/30/2017	\$ 1,751,505,097	\$ 2,305,983,270	\$ 554,478,173	76.0%
Safety Employees	6/30/2017	\$ 198,776,637	\$ 326,419,179	\$ 127,642,542	60.9%
Retiree Health Benefits	6/30/2018*	\$ 305,850,000	\$ 587,896,000	\$ 282,046,000	52.0%
Other Post Employment Benefits					
Life Insurance	6/30/2018*	\$ -	\$ 34,628,000	\$ 34,628,000	0.0%
Survivors Benefits	6/30/2017	\$ 7,207,000	\$ 34,124,000	\$ 26,917,000	21.1%

*Per draft report

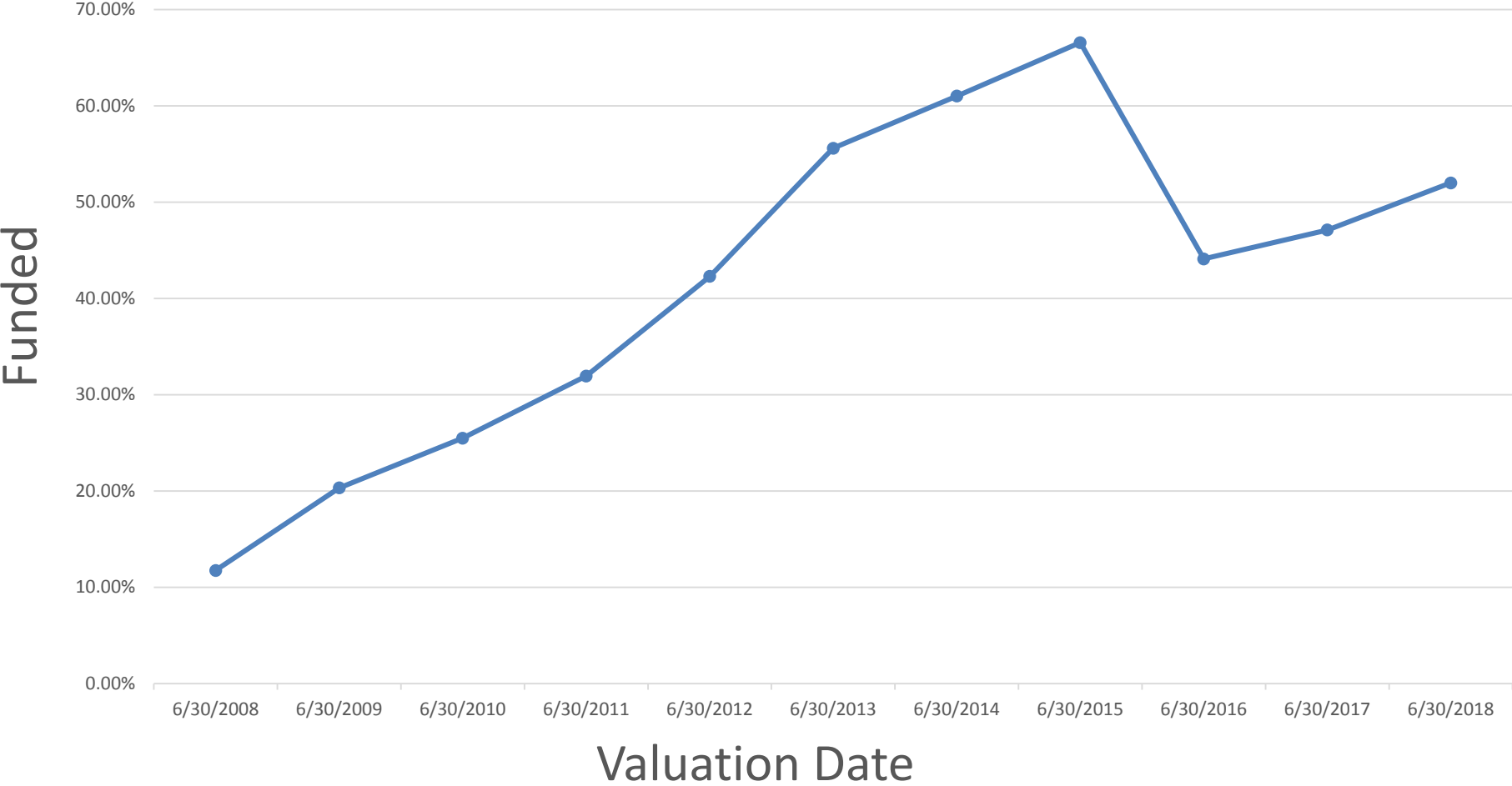
Quarterly Report of the Controller-Treasurer Period Ended 12/31/18

CALPERS Pension Plan Funding Progress



**Quarterly Report of the Controller-Treasurer
Period Ended 12/31/18**

Retiree Health Benefits Plan



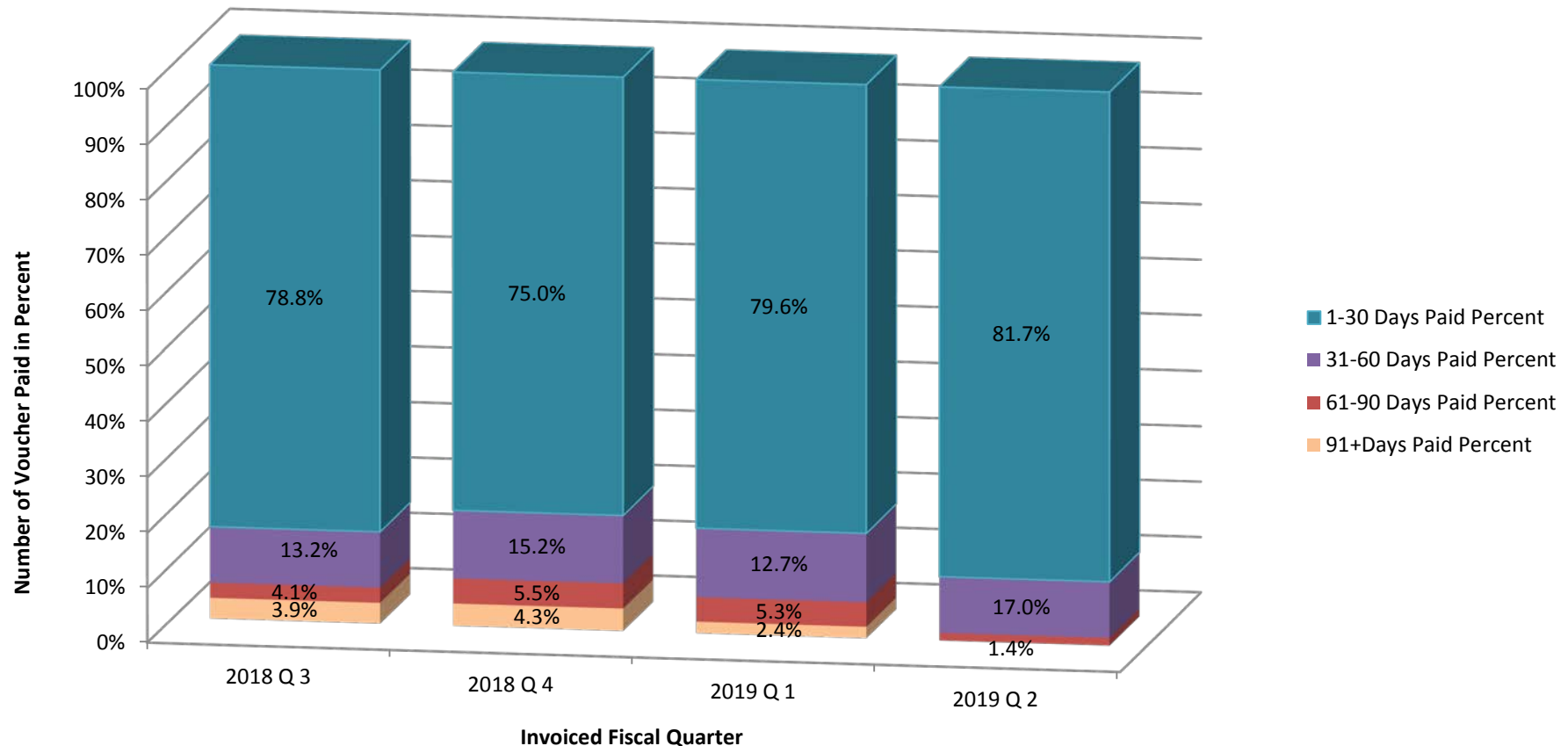
Quarterly Report of the Controller-Treasurer

Period Ended 12/31/18

Accounts Payable

- Our goal is to pay 93% of our invoices within 30 days. We continue to keep our focus on getting our vendors paid as quickly as possible. During the most recent quarter, the District was able to process 81.7% of all paid invoices within 30 days. Of those that were not processed in 30 days, 17.0% were processed within 60 days, and 1.4% were processed within 90 days. The trend depicting the past year is shown here:

Quarterly Number of Voucher Payment Trend



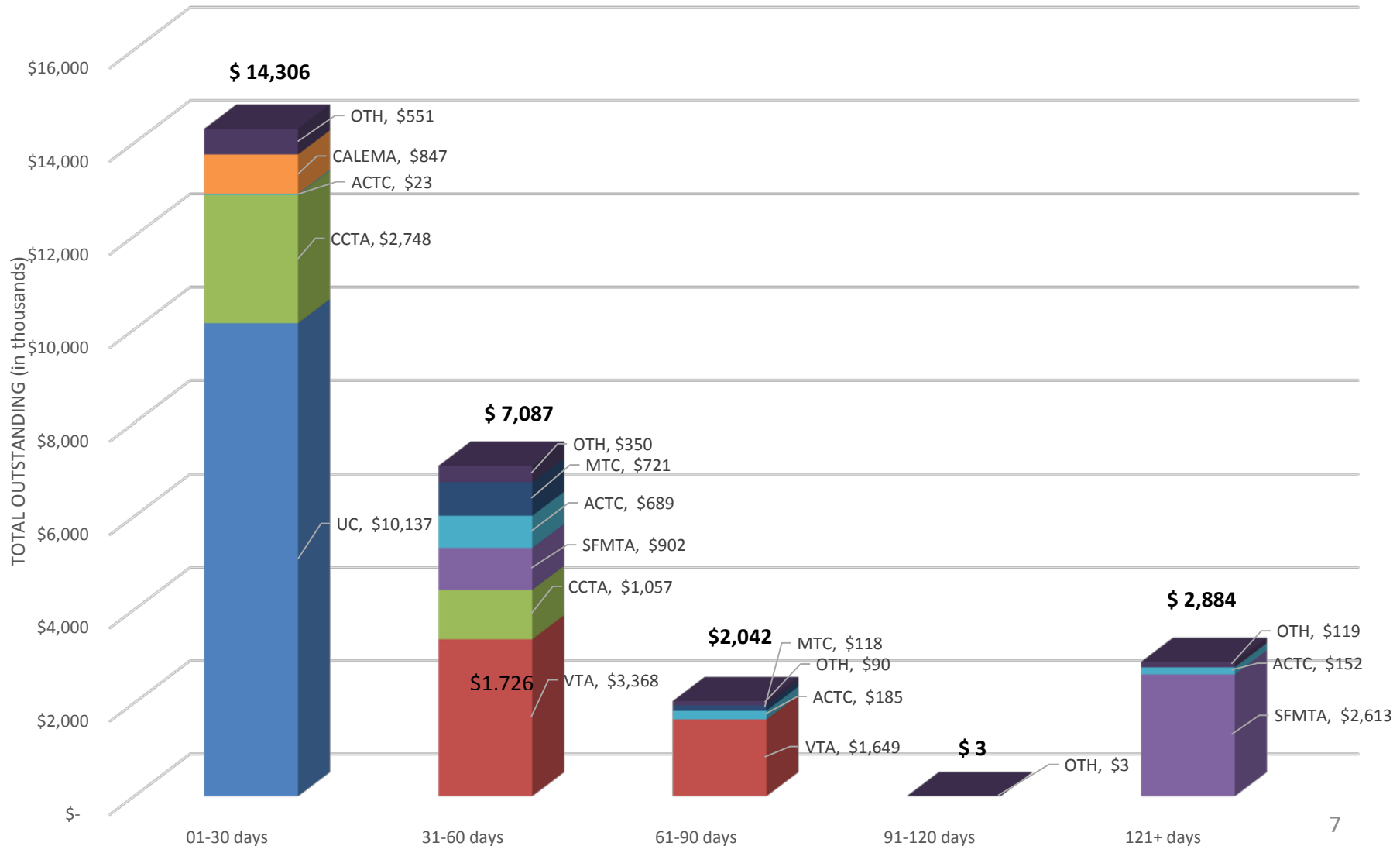
Quarterly Report of the Controller-Treasurer

Period Ended 12/31/18

Accounts Receivable

- The time to receive reimbursement from our funding partners is shown in the chart below. The amount outstanding is \$26,322,000 as of December 31, 2018.

Amount Billed A/R Grants as of 12/31/2018



Quarterly Report of the Controller-Treasurer

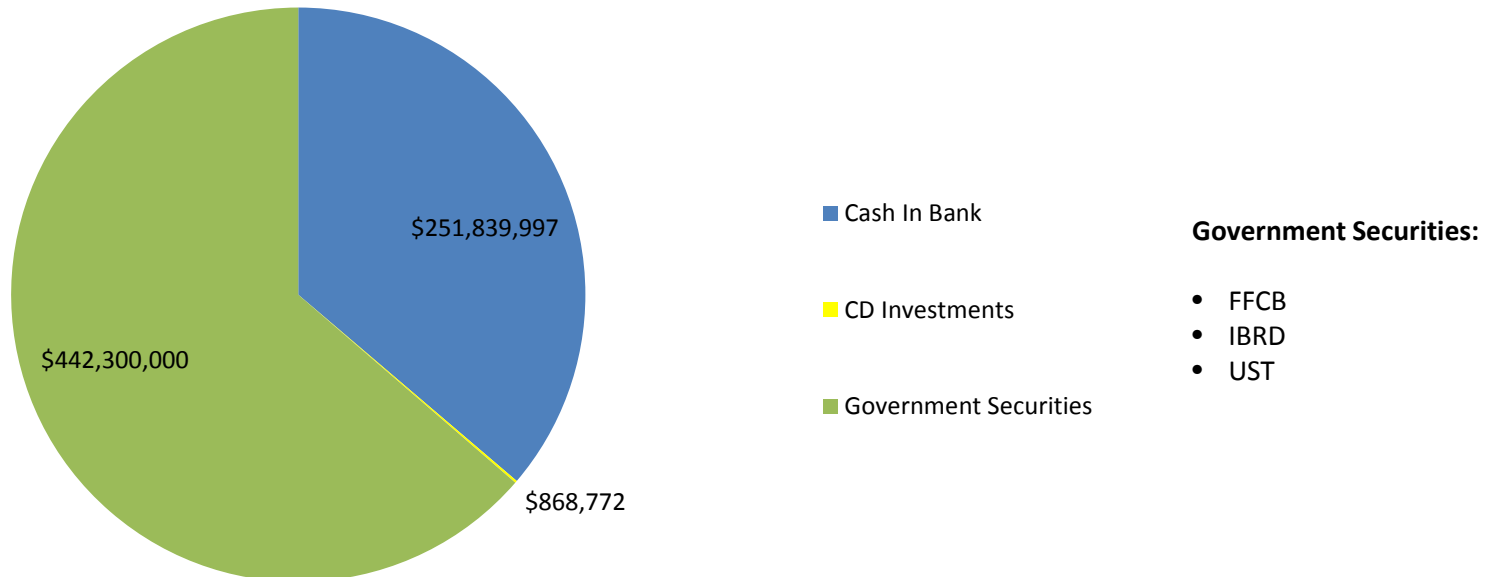
Period Ended 12/31/18

3. DISTRICT FINANCES

The District continues to actively search for investments which meets the Investment Policy and generates a yield higher than zero. Shown below are the composition of the District's cash and investments as of the end of the quarter.

Cash and Investments

- Total Cash in Banks: \$251,839,997
- Total CD Investments: \$868,772
- Total Government Securities: \$442,300,000
- Weighted average return on our Investments has been trending higher. Current quarter's rate of return is 2.19% compared to 1.92% reported in previous quarter. The weighted average maturity (WAM) of our Investment portfolio is 112.1 days.
- Pie chart showing the difference in cash, CD investments and government securities



Quarterly Report of the Controller-Treasurer

Period Ended 12/31/18

Debt

- The District currently has two types of debt outstanding:
 1. Sales Tax Revenue Debt
 2. General Obligation Debt

Sales Tax Revenue Debt

- Currently outstanding debt of \$506.14 million.
- Annual Debt Service \$46.6 million.
- Debt Service comes “off the top” of sales tax revenues remitted to the district by the State Department of Tax & Fee Administration.
- This directly impacts the operating budget.

General Obligation Bonds

❖ **Measure AA**

- Currently outstanding debt of \$542.6 million.
- Issued \$740 million of \$980 million authorized by voters.
- Most recent assessment for fiscal year 2018/2019 is \$5.20/\$100,000 (effect. Nov. 2018)

❖ **Measure RR**

- Currently outstanding debt of \$267.0 million.
- Issued \$300 million out of \$3.5 billion authorized by voters.
- Most recent assessment for fiscal year 2018/2019 is \$1.80/\$100,000 (effect. Nov. 2018)

Quarterly Report of the Controller-Treasurer

Period Ended 12/31/18

Operating and Other Reserves

Unrestricted Retained Earnings	(1)	\$	11,011,327
Operating Reserve	(2)		44,240,162
Calamity Reserve	(3)		9,000,000
Operating Reserve West Bay Parking	(4)		185,609
Operating Reserve - Economic Uncertainty	(5)		10,574,643
Operating Reserve - Power Market Uncertainty	(6)		1,456,693
Operating Reserve - Safety & Security	(7)		2,527,281
Operating Reserve - Fiscal Stability - Pension	(8)		2,527,281
Operating Reserve - Low Carbon Fuel Standards Credits	(9)		13,742,412
Working Capital Reserve Fund	(10)		70,943,850
			\$ 166,209,258

- (1) This is the cumulative balance of the District's earnings in the General Fund since the inception of BART. As established by the Board in the early 1980s, \$10M of this unrestricted earnings is to be considered as working capital reserve.
- (2) Cumulative balance of operating reserves per "Financial Stability Policy" approved by the Board.
- (3) This reserve was set aside in the 1960s to cover catastrophic losses associated with District property damage, public liability and workers' compensation claims.
- (4) Allocation of net revenue earned from the West Bay long term parking program to established funding for the SFO Extension cost.
- (5) Operating reserve for economic uncertainty budgeted in FY 19 to offset budgeted STA revenue due to possible repeal of SB1 and to set aside one time lump sum payment received from the new advertising contract.
- (6) Amount set aside to protect the District against future energy market uncertainty.
- (7) Amount set aside in FY18 for Safety and Security.
- (8) Amount set aside in FY18 for pension contribution or for prefunding of pension obligations.
- (9) Portion of proceeds from sale of Low Carbon Fuel Standards credits sold set aside to support operations per "Low Carbon Fuel Standard Policy" approved by the Board in July 2017.
- (10) Working capital fund.