

BART POLICE DEPARTMENT



April 2020

MONTHLY REPORT



Bay Area Rapid Transit Police Department

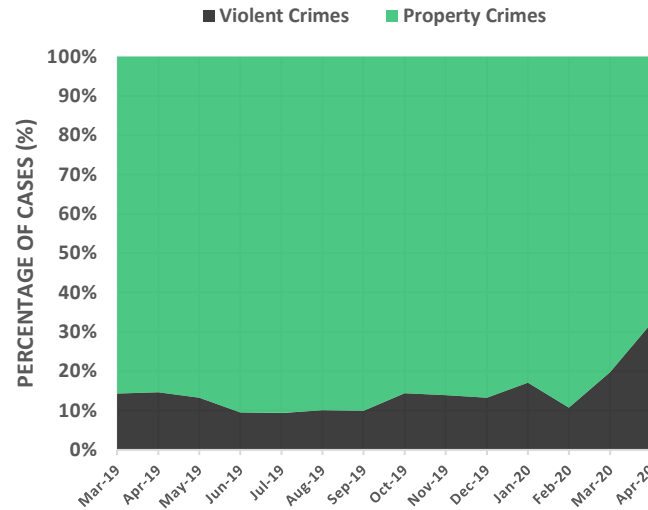
101 8th St, Oakland, CA, 94607 (510) 464-7000 www.bart.gov/police

April 2020

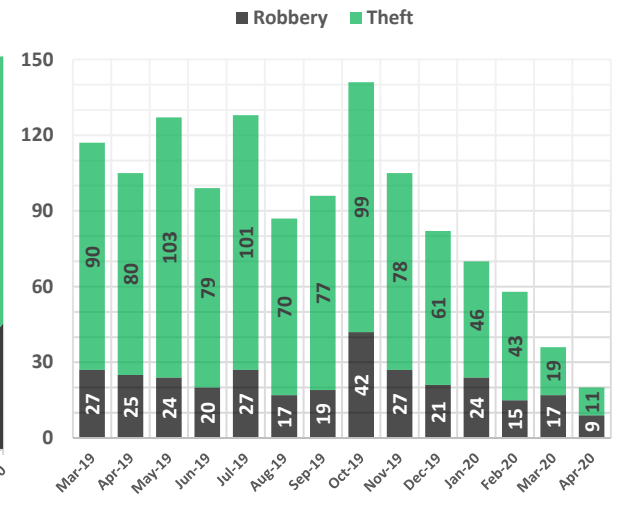
Performance Measurement Review - **Systemwide**

PART 1 UCR Crime	2014	2015	2016	2017	2018	2019	YTD 2019	YTD 2020	PCT %
Homicide	0	1	1	0	3	2	1	0	-100%
Rape	2	3	4	8	3	7	6	2	-67%
Robbery	153	161	232	290	345	378	123	99	-20%
Aggravated Assault	71	73	93	125	130	112	47	33	-30%
Violent Crime Subtotal	226	238	330	423	481	499	177	134	-24%
Burglary (Structural)	7	4	12	15	18	16	3	7	+133%
Larceny & Auto Burglary	2,597	2,325	2,217	2,593	2,565	3,177	945	593	-37%
Auto Theft	522	480	480	420	348	247	65	52	-20%
Arson	0	0	1	4	4	4	1	2	+100%
Property Crime Subtotal	3,126	2,809	2,710	3,032	2,935	3,444	1,014	654	-36%
TOTAL	3,352	3,047	3,040	3,455	3,416	3,943	1,191	788	-34%

PART 1 CRIME OVERALL



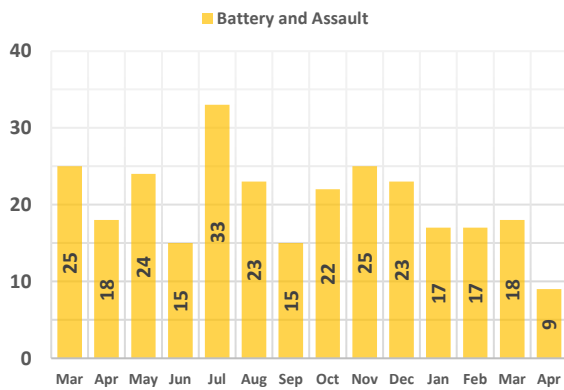
ELECTRONIC THEFT



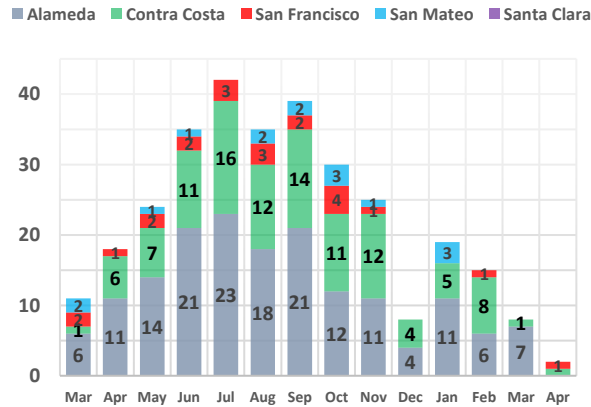
Part 1 Crimes: Top Five Stations

April 2020: A30/COS A10/LMS M10/OWS L30/EDS A60/HAS
 Full Year 2019: A30/COS A60/HAS M10/OWS A20/FVS A40/SLS

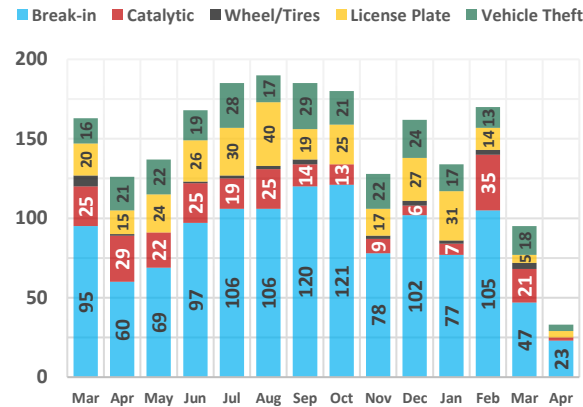
BATTERY & ASSAULT ON BART



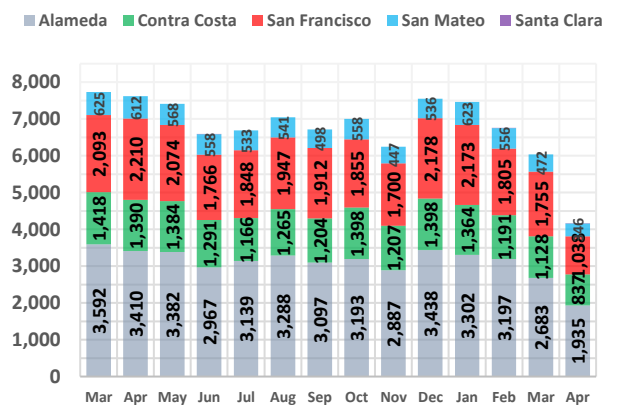
BICYCLE THEFT



VEHICLE CRIME



CALLS TO DISPATCH



Preface: The data is retrieved from the BART Police Database and remains unaudited until corrections. Numbers may differ from the reported data in the Uniform Crime Reporting (UCR) program.

Late reporting, the reclassification or unbounding of crimes, can affect crime statistics. Overtime costs are projected numbers. Information in the on the Performance Measurements are subject to change.



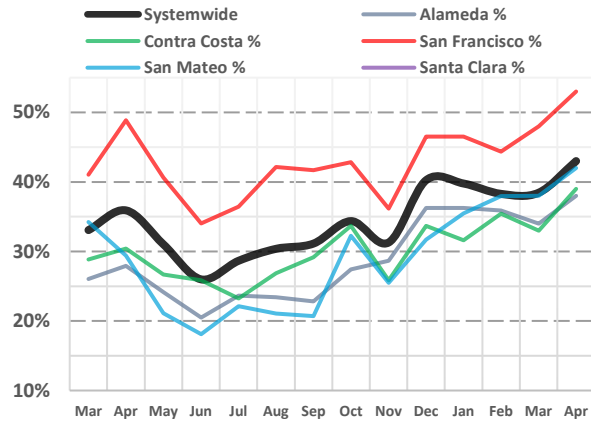
Bay Area Rapid Transit Police Department

101 8th St, Oakland, CA, 94607 (510) 464-7000 www.bart.gov/police

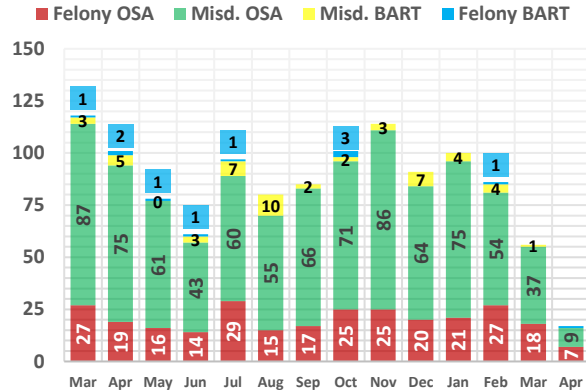
April 2020

Performance Measurement Review - **Systemwide**

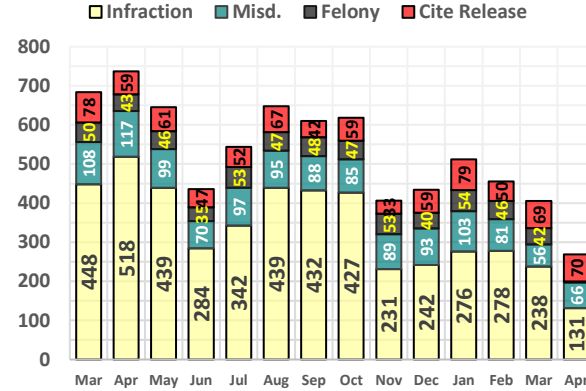
OFFICER-INITIATED INCIDENTS



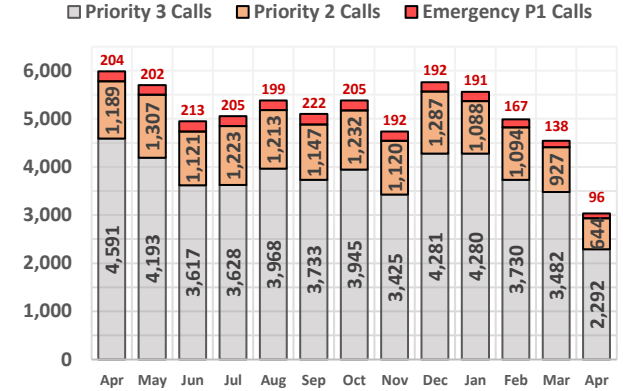
WARRANT ARRESTS



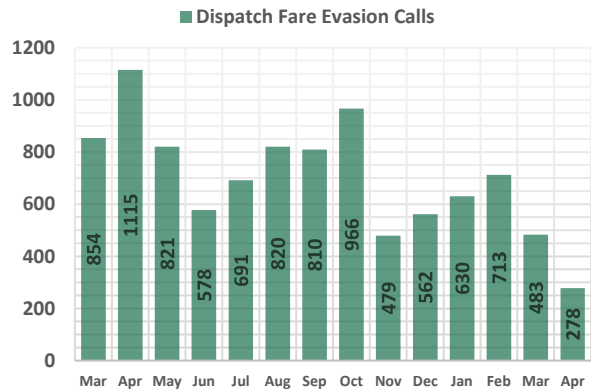
ALL BOOKINGS & ARRESTS



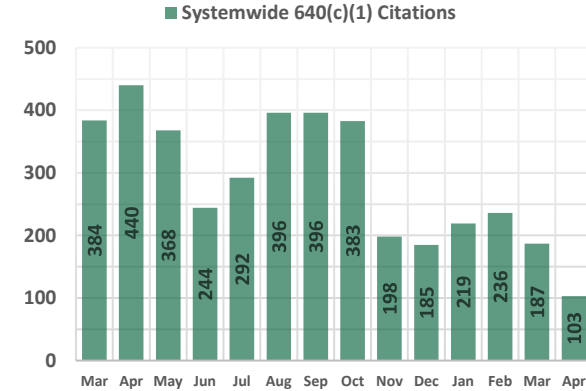
PRIORITY TYPE 1 - 3 CALLS



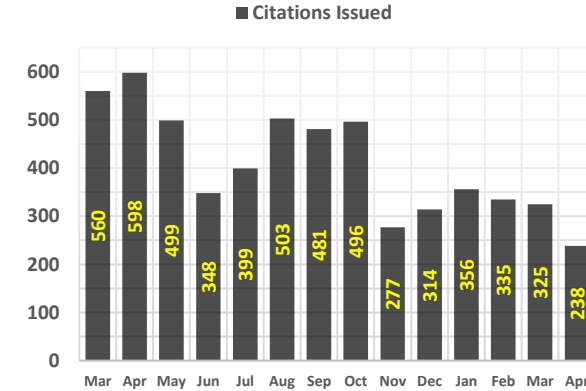
FARE EVASION CAD CALLS



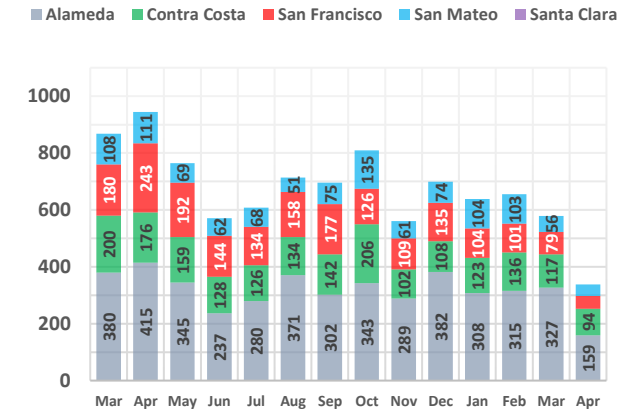
FARE EVASION CITATIONS



ALL CITATIONS



FIELD INTERVIEWS



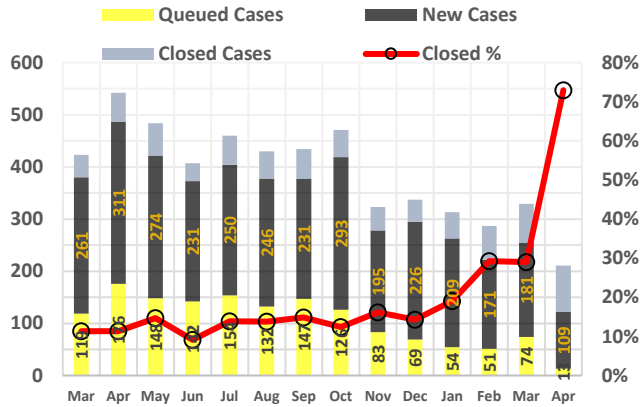


Bay Area Rapid Transit Police Department

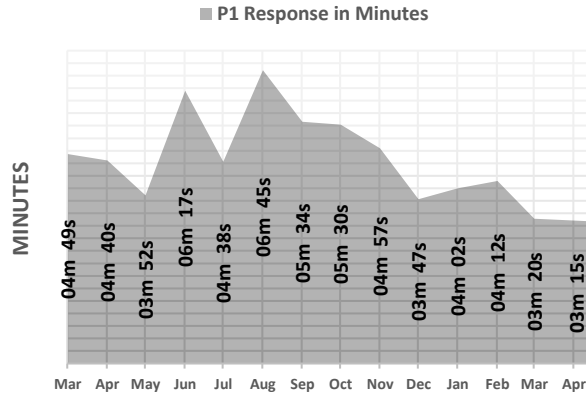
101 8th St, Oakland, CA, 94607 (510) 464-7000 www.bart.gov/police

April 2020 Performance Measurement Review - **Systemwide**

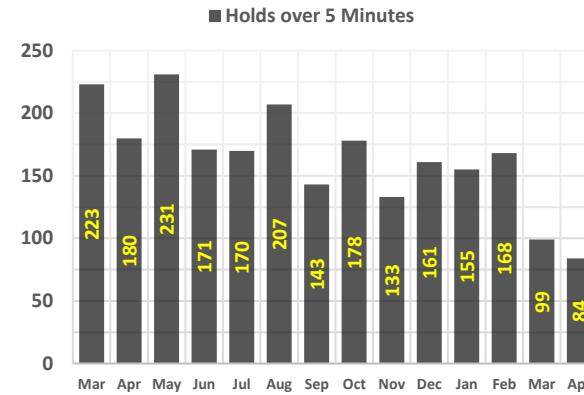
INVESTIGATIONS CASELOAD %



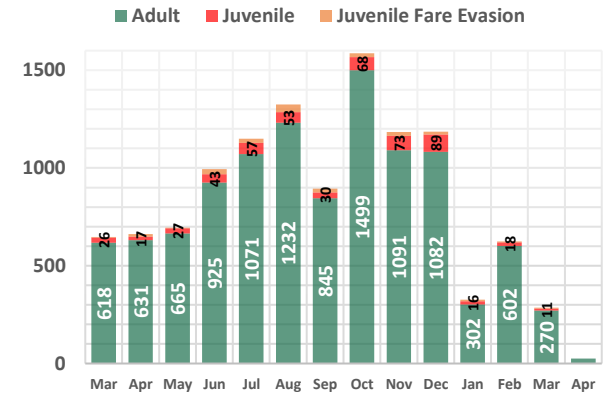
SYSTEM RESPONSE TIME (P1) AVG



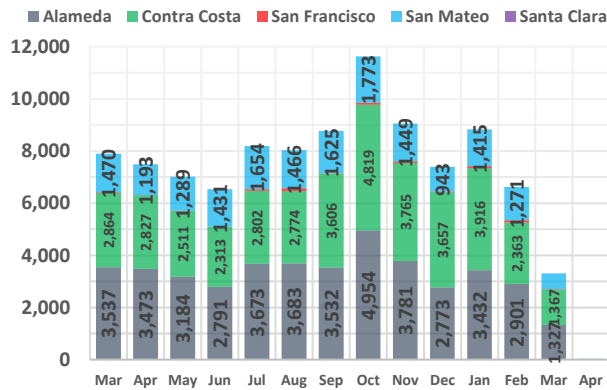
POLICE TRAIN HOLDS



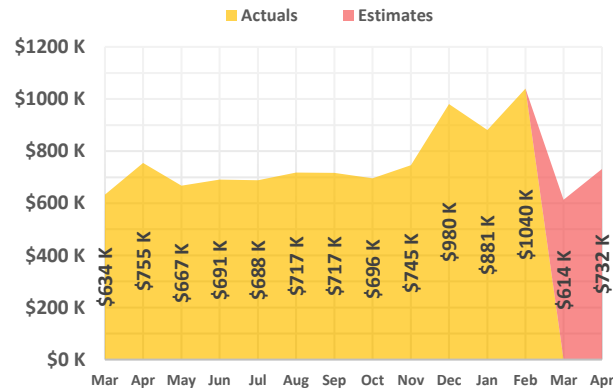
PROOF OF PAYMENT CITATIONS



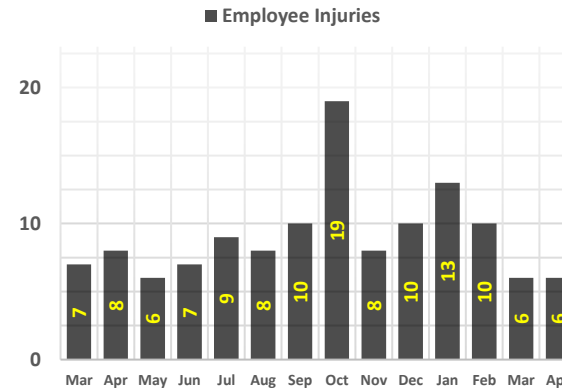
PARKING CITATIONS



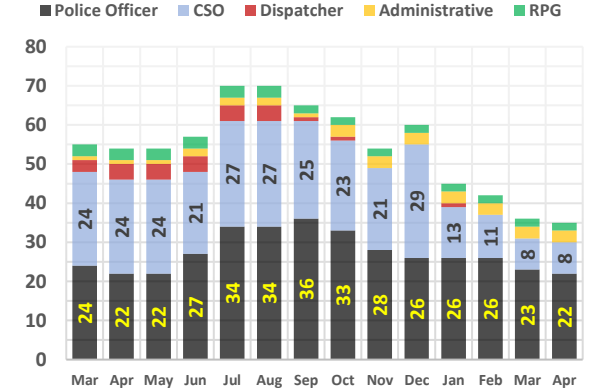
OVERTIME UTILIZATION (IN THOUSANDS)



EMPLOYEE INJURIES



VACANCIES





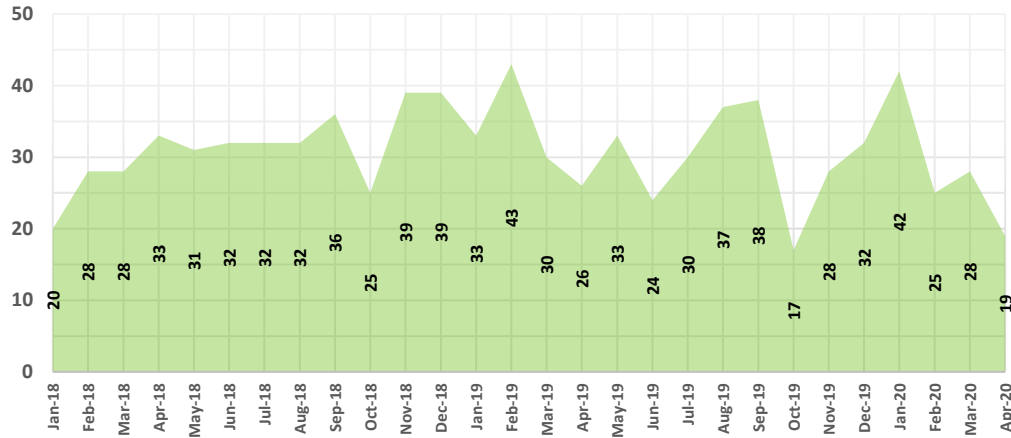
Bay Area Rapid Transit Police Department

101 8th St, Oakland, CA, 94607 (510) 464-7000 www.bart.gov/police

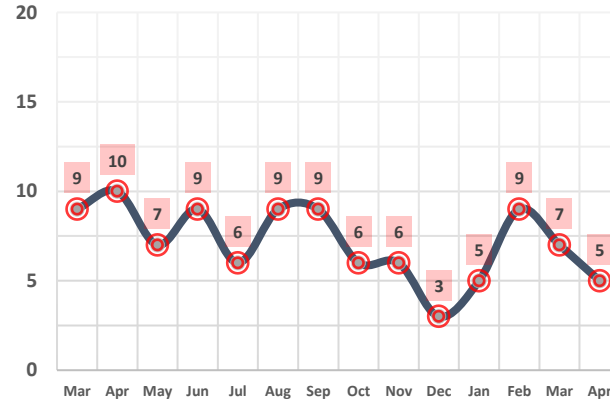
April 2020

Performance Measurement Review - **Systemwide**

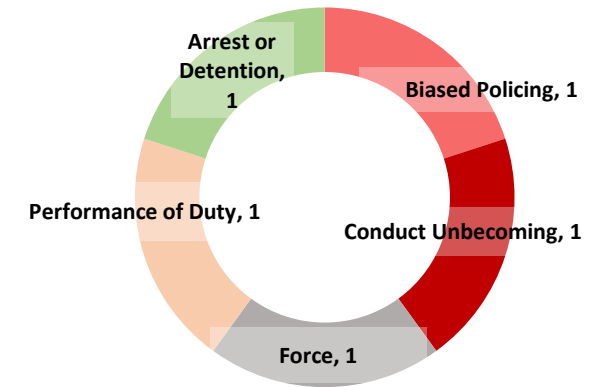
AB716 - PROHIBITION ORDERS



INTERNAL AFFAIRS COMPLAINTS

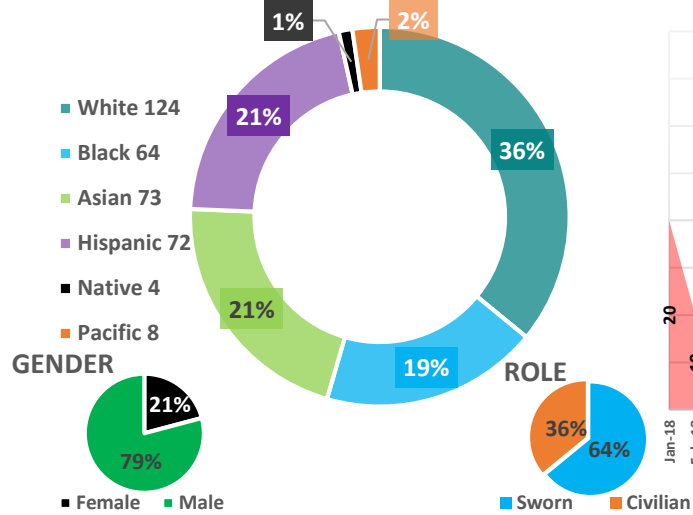


IA COMPLAINTS RECEIVED¹

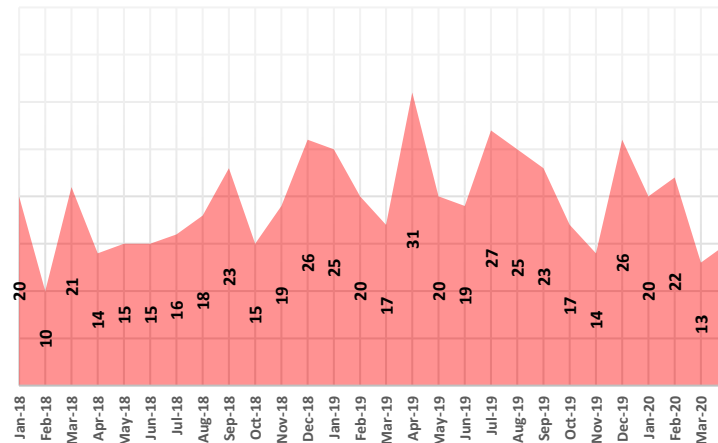


1: Each incident could contain more than one allegation. This chart reflects the most significant allegation per

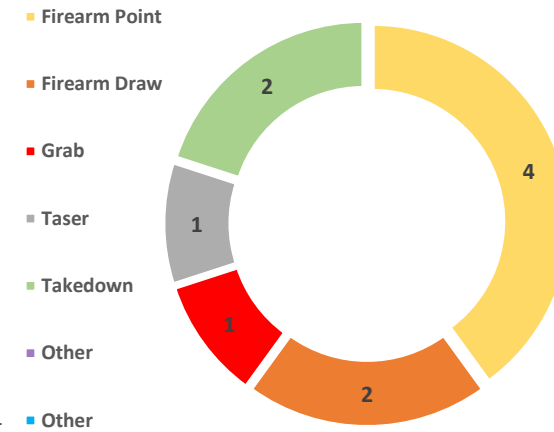
DEPARTMENT ETHNIC DIVERSITY



USE OF FORCE INCIDENTS

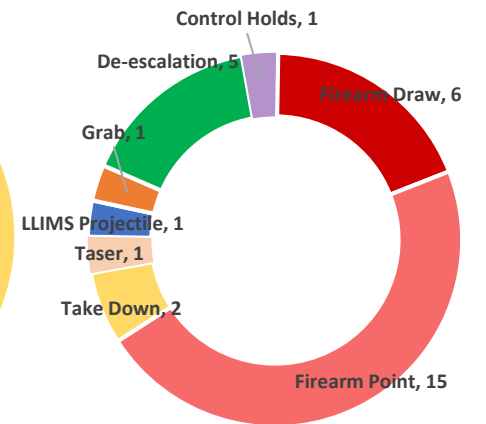


INCIDENT FORCE OPTIONS USED²



2: Some incidents involved the use of multiple force options. If two officers involved in the same incident used the same force option, this data would reflect both officers. As an example, if two officers used control holds in the same incident,

TYPES OF FORCE USED³



3: Each incident could contain more than one force option. This chart reflects most significant force options used per incident.



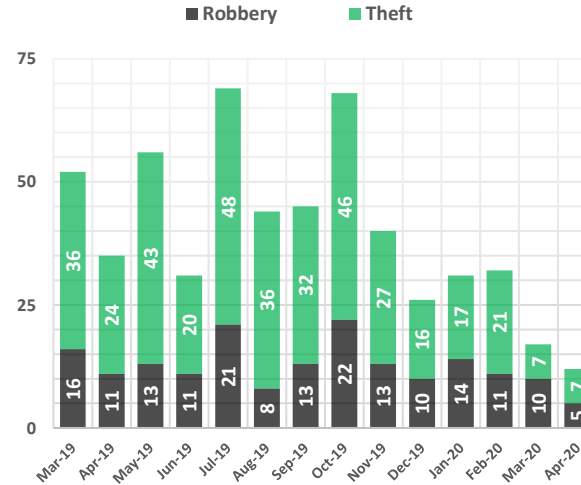
Bay Area Rapid Transit Police Department

101 8th St, Oakland, CA, 94607 (510) 464-7000 www.bart.gov/police

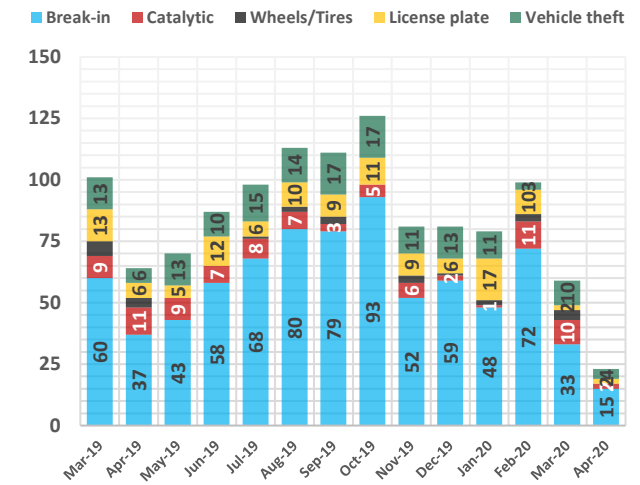
April 2020 Performance Measurement Review - Alameda County

PART 1 UCR Crime	2017	2018	2019	YTD 2019	YTD 2020	PCT %
Homicide	0	2	1	1	0	-100%
Rape	6	3	2	2	2	0%
Robbery	191	211	229	72	62	-14%
Aggravated Assault	73	87	52	22	19	-14%
Violent Crime Subtotal	270	303	284	97	83	-14%
Burglary (Structural)	8	11	13	2	6	+200%
Larceny & Auto Burglary	1,471	1,262	1,634	480	345	-28%
Auto Theft	266	201	149	39	28	-28%
Arson	2	3	5	1	1	0%
Property Crime Subtotal	1,747	1,477	1,801	522	380	-27%
TOTAL	2,017	1,780	2,085	619	463	-25%

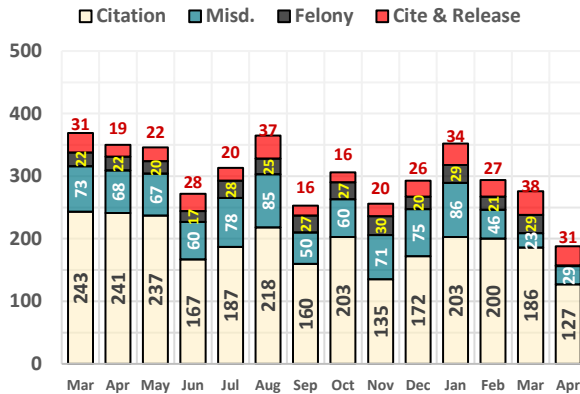
ALAMEDA ELECTRONIC THEFT



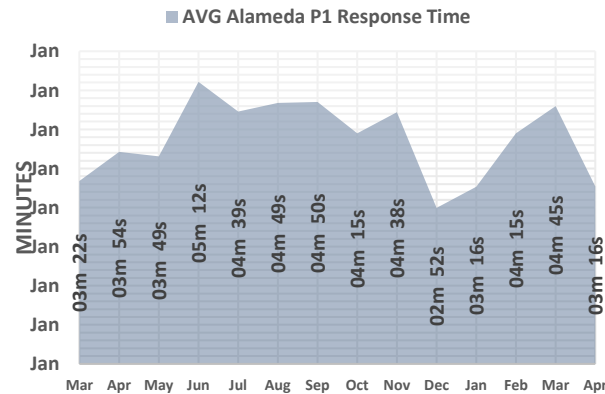
ALAMEDA VEHICLE CRIME



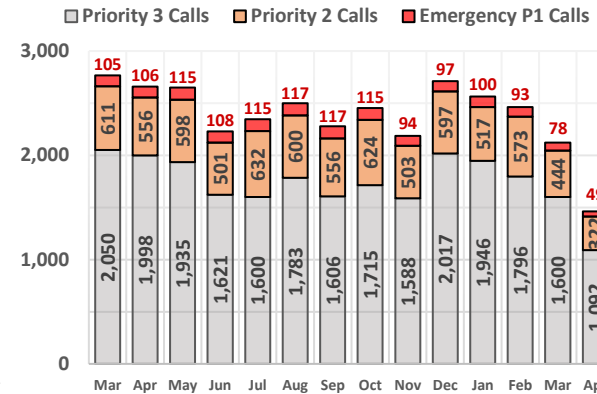
ALAMEDA ARRESTS & CITATIONS



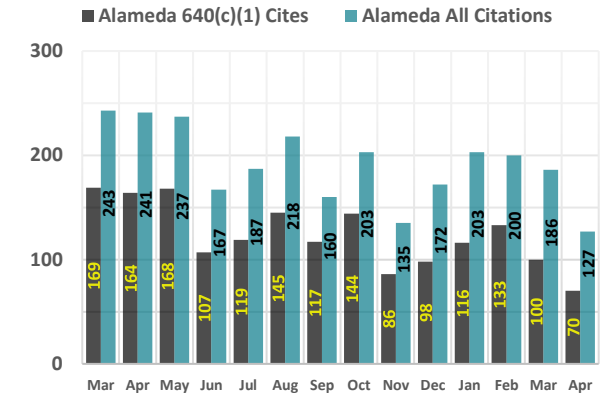
RESPONSE TIME (P1) AVG



ALAMEDA PRIORITY 1 - 3 CALLS



ALAMEDA FARE EVASION



Preface: The data is retrieved from the BART Police Database and remains unaudited until corrections. Numbers may differ from the reported data in the Uniform Crime Reporting (UCR) program.

Late reporting, the reclassification or unbounding of crimes, can affect crime statistics. Overtime costs are projected numbers. Information in the on the Performance Measurements are subject to change.



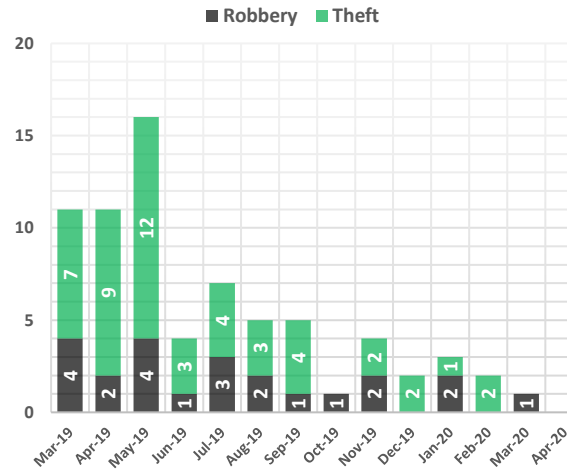
Bay Area Rapid Transit Police Department

101 8th St, Oakland, CA, 94607 (510) 464-7000 www.bart.gov/police

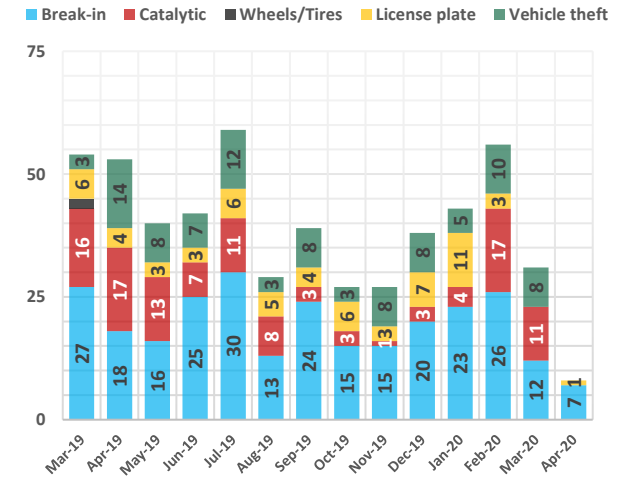
April 2020 Performance Measurement Review - **Contra Costa County**

PART 1 UCR Crime	2017	2018	2019	YTD 2019	YTD 2020	PCT %
Homicide	0	1	0	0	0	-%
Rape	1	0	4	4	0	-100%
Robbery	35	29	34	13	8	-38%
Aggravated Assault	23	20	23	6	5	-17%
Violent Crime Subtotal	59	50	61	23	13	-43%
Burglary (Structural)	2	1	2	1	0	-100%
Larceny & Auto Burglary	675	669	592	202	127	-37%
Auto Theft	134	124	81	24	23	-4%
Arson	3	1	0	0	0	-%
Property Crime Subtotal	814	795	675	227	150	-34%
TOTAL	873	845	736	250	163	-35%

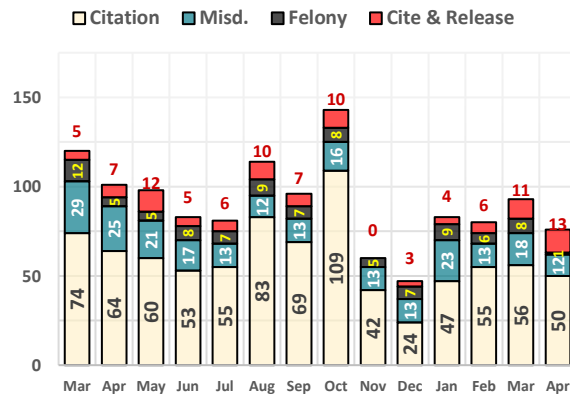
CONTRA COSTA ELECTRONIC THEFT



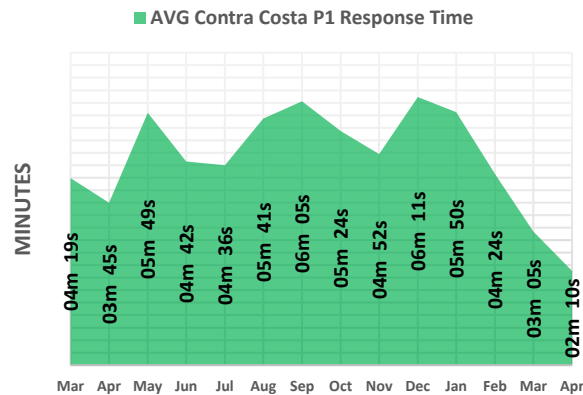
CONTRA COSTA VEHICLE CRIME



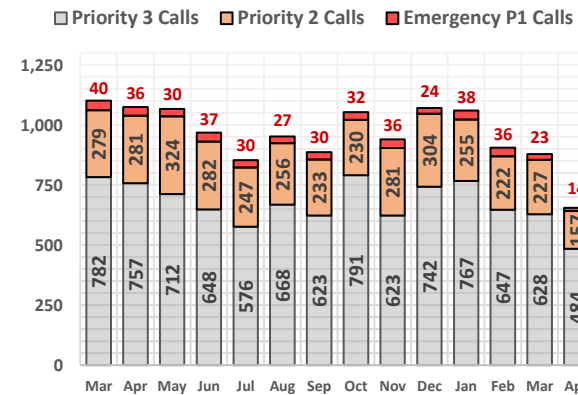
COCO ARRESTS & CITATIONS



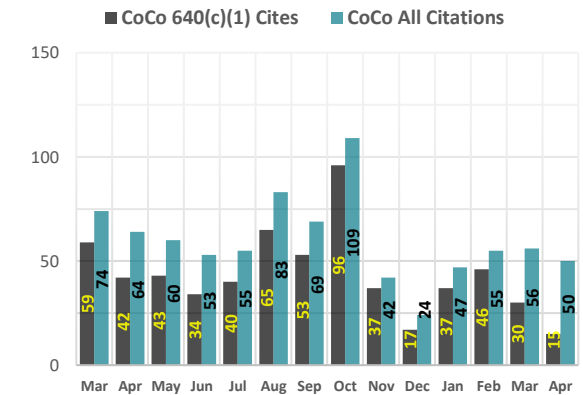
RESPONSE TIME (P1) AVG



COCO PRIORITY 1 - 3 CALLS



COCO FARE EVASION



Preface: The data is retrieved from the BART Police Database and remains unaudited until corrections. Numbers may differ from the reported data in the Uniform Crime Reporting (UCR) program. Late reporting, the reclassification or unfounding of crimes, can affect crime statistics. Overtime costs are projected numbers. Information in the on the Performance Measurements are subject to change.



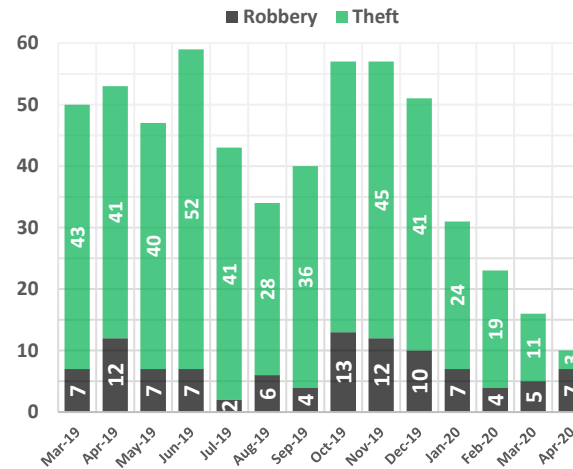
Bay Area Rapid Transit Police Department

101 8th St, Oakland, CA, 94607 (510) 464-7000 www.bart.gov/police

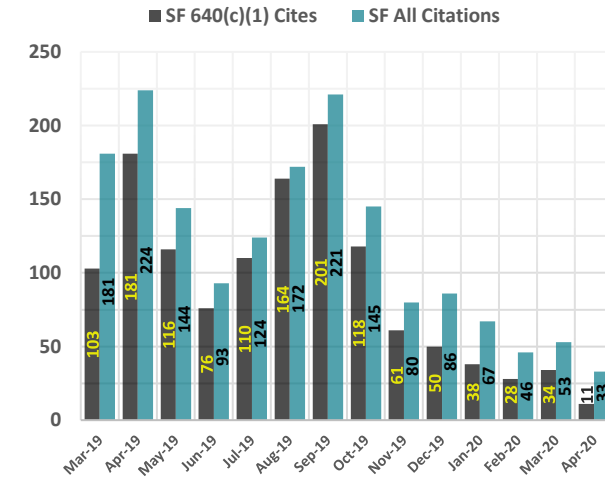
April 2020 Performance Measurement Review - San Francisco County

PART 1 UCR Crime	2017	2018	2019	YTD 2019	YTD 2020	PCT %
Homicide	0	0	0	0	0	-%
Rape	0	0	0	4	0	-100%
Robbery	49	97	104	34	25	-26%
Aggravated Assault	23	18	28	15	6	-60%
Violent Crime Subtotal	72	115	132	53	31	-42%
Burglary (Structural)	5	6	4	0	1	-%
Larceny & Auto Burglary	244	473	619	202	99	-51%
Auto Theft	2	1	1	0	0	-%
Arson	0	0	0	0	0	-%
Property Crime Subtotal	251	480	624	202	100	-50%
TOTAL	323	595	756	255	131	-49%

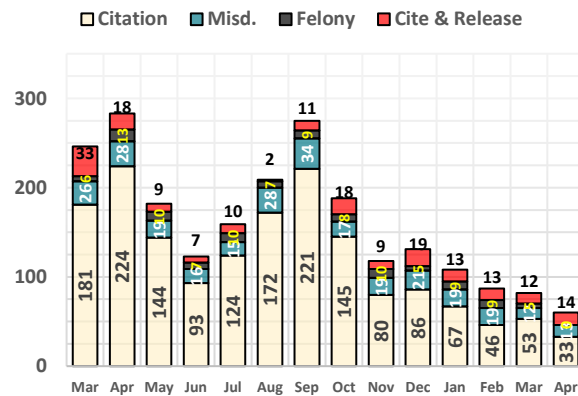
SAN FRANCISCO ELECTRONIC THEFT



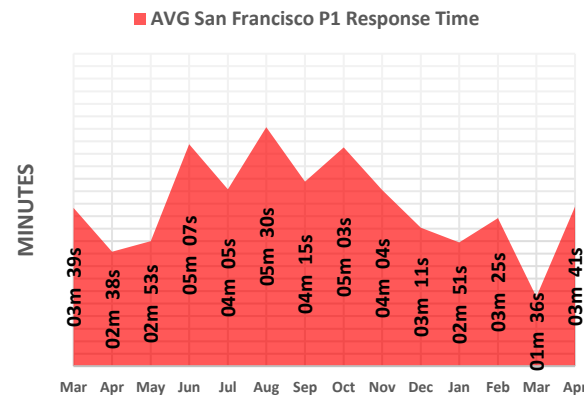
SAN FRANCISCO FARE EVASION



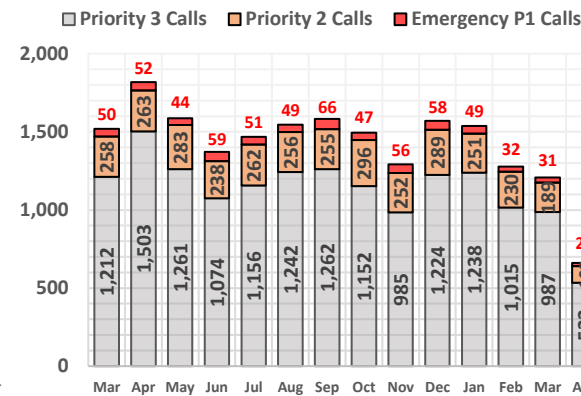
SF ARRESTS & CITATIONS



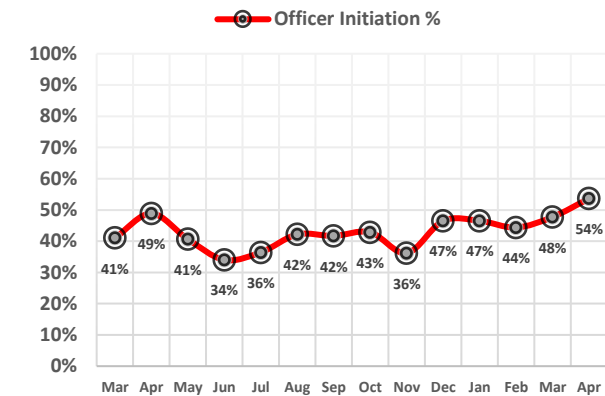
RESPONSE TIME (P1) AVG



SF PRIORITY 1 - 3 CALLS



SF OFFICER-INITIATED INCIDENTS



Preface: The data is retrieved from the BART Police Database and remains unaudited until corrections. Numbers may differ from the reported data in the Uniform Crime Reporting (UCR) program. Late reporting, the reclassification or unfounding of crimes, can affect crime statistics. Overtime costs are projected numbers. Information in the on the Performance Measurements are subject to change.



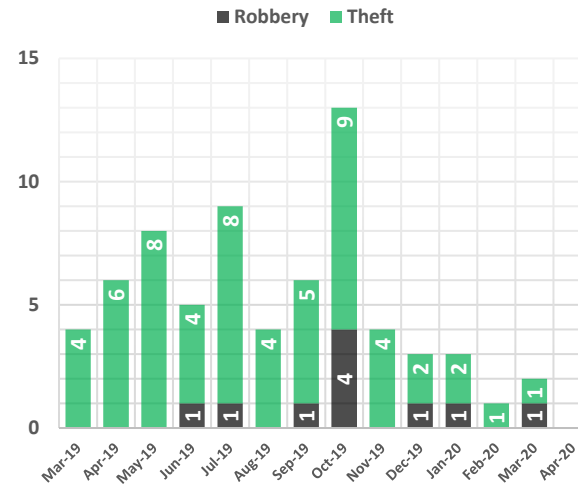
Bay Area Rapid Transit Police Department

101 8th St, Oakland, CA, 94607 (510) 464-7000 www.bart.gov/police

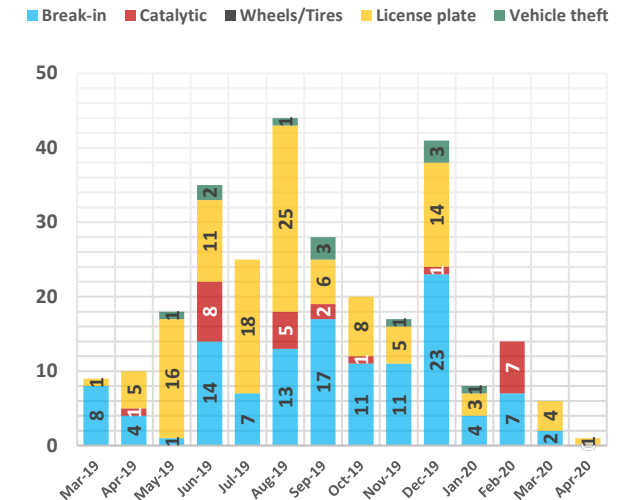
April 2020 Performance Measurement Review - **San Mateo County**

PART 1 UCR Crime	2017	2018	2019	YTD 2019	YTD 2020	PCT %
Homicide	0	0	0	0	0	-%
Rape	1	0	1	0	0	-%
Robbery	15	8	13	4	4	0%
Aggravated Assault	6	5	8	2	2	0%
Violent Crime Subtotal	22	13	22	6	6	0%
Burglary (Structural)	0	0	0	0	0	-%
Larceny & Auto Burglary	208	161	332	77	38	-51%
Auto Theft	18	19	13	2	1	-50%
Arson	0	0	0	0	1	-%
Property Crime Subtotal	226	180	345	79	40	-49%
TOTAL	248	193	367	85	46	-46%

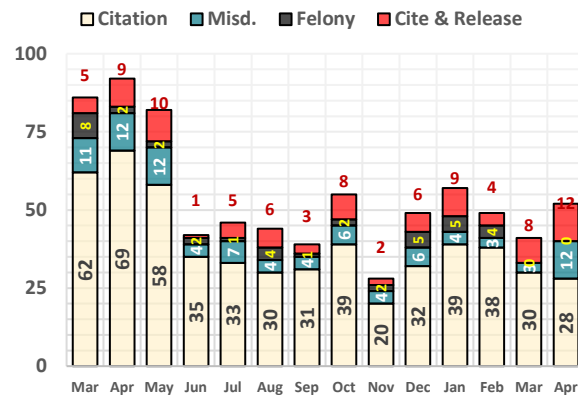
SAN MATEO ELECTRONIC THEFT



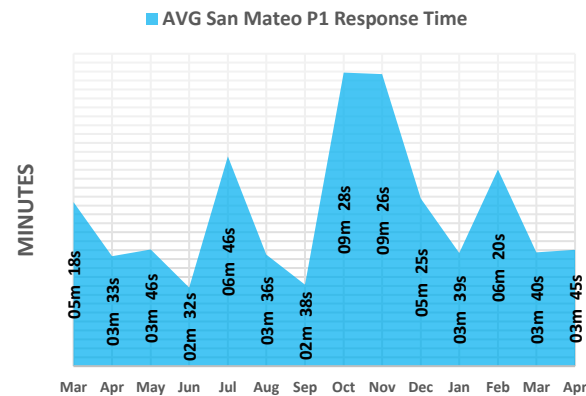
SAN MATEO VEHICLE CRIME



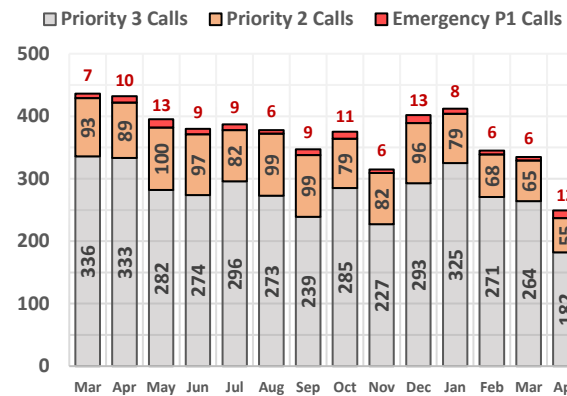
SMC ARRESTS & CITATIONS



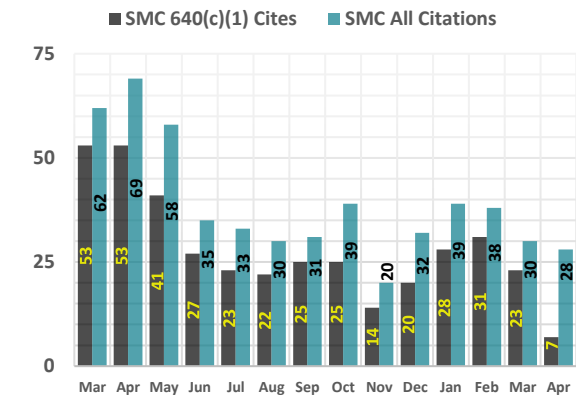
RESPONSE TIME (P1) AVG



SMC PRIORITY 1 - 3 CALLS



SMC FARE EVASION



Preface: The data is retrieved from the BART Police Database and remains unaudited until corrections. Numbers may differ from the reported data in the Uniform Crime Reporting (UCR) program. Late reporting, the reclassification or unfounding of crimes, can affect crime statistics. Overtime costs are projected numbers. Information in the on the Performance Measurements are subject to change.

**BART Police Department - Office of Internal Affairs
Investigation Log**

IA#:	DATE OCC'D	DATE REC'D	ALLEGATION	MISC	INVESTIGATOR	STATUS	5 Month Date	Due Date
IA2018-001	1/3/2018	1/3/2018	Force (OIS)		Sgt. T. Salas	Tolled	6/4/2018	
IA2018-032	UNK	4/20/2018	BBP, POD, CUBO	Deferred to OIPA #18-16	OIPA	Tolled	9/23/2018	
IA2018-043	6/6/2018	6/6/2018	Force		Sgt. McNack	Tolled	11/5/2018	
IA2018-060	7/22/2018	7/23/2018	Service Review		Lt. Franklin	Tolled	12/23/2018	
IA2019-050	4/11/2019		Per Chief regarding how department handled call for service.		Sgt. T. Salas	Awaiting training recommendation	8/28/2019	12/31/1900
IA2019-060	4/8/2019	5/6/2019	Arrest/Detention Force, Axon, CUBO	Deferred to OIPA #19-19	OIPA	OIPA Investigation	9/10/2019	5/6/2020
IA2019-068	6/3/2019	6/3/2019	Force		Sgt. McNack	Pending Approval	11/2/2019	6/3/2020
IA2019-070	6/6/2019	6/6/2019	POD	OIPA Intake #19-21	Sgt. McNack	Awaiting training recommendation	10/15/2019	6/6/2020
IA2019-072	6/5/2019	6/6/2019	Force		Sgt. McNack	In Progress	11/12/2019	6/6/2020
IA2019-073	6/13/2019	6/14/2019	Bias-Based Policing	OIPA Intake #19-22	Sgt. McNack	In Progress	11/13/2019	6/14/2020
IA2019-082	7/5/2019	7/5/2019	Force		Sgt. McNack	In Progress	12/4/2019	7/5/2020

IA2019-098	9/2/2019	9/3/2019	Policy/Procedure Force, CUBO Arrest/Detention		Sgt. McNack	In Progress	2/2/2020	9/3/2020
IA2019-108	8/26/2019	9/20/2019	Force Arrest/Detention Policy/Procedure	Deferred to OIPA #19-40	OIPA	OIPA Investigation	10/3/2019	9/20/2020
IA2019-111	10/1/2019	10/2/2019	Force, CUBO, Search or Seizure	Deferred to OIPA #19-41	OIPA	In Progress	3/2/2020	10/2/2020
IA2019-112	9/20/2019	10/4/2019	Force, CUBO, POD, Supervision, Policy/Procedure	Deferred to OIPA #19-42	OIPA	OIPA Investigation	3/4/2020	10/4/2020
IA2019-117	11/4/2019	11/4/2019	Bias Based Policing	OIPA Intake #19-49	Sgt. McNack	In Progress	4/4/2020	11/4/2020
IA2019-119	11/5/2020	11/5/2020	BBP, Force, CUBO	Deferred to OIPA #19-50	OIPA	In Progress	4/5/2020	11/5/2021
IA2019-120	11/8/2019	11/4/2020			OIPA	OIPA Investigation	4/8/2020	11/4/2021
IA2019-124	10/24/2019	10/24/2019		Deferred to OIPA #19-46	OIPA	OIPA Investigation	3/24/2020	10/24/2020
IA2019-125	11/13/2019	11/13/2019	CUBO, POD, Policy/ Procedure	Deferred to OIPA #19-52	OIPA	OIPA Investigation	12/11/2019	11/13/2020
IA2019-129	12/11/2019	12/13/2019	Policy/Procedure		Sgt. McNack	In Progress	5/13/2020	12/13/2020

IA2019-132	12/31/2019	1/1/2020	CUBO	ADMIN	Sgt. McNack	Awaiting training recommendation	6/1/2020	1/1/2021
IA2020-002	1/10/2020	1/10/2020	Bias Based Policing	Clear by Video	Sgt. T. Salas	In Progress	6/10/2020	1/10/2021
IA2020-004	11/21/2019	12/17/2019	Force		Sgt. McNack	In Progress	6/21/2020	12/17/2020
IA2020-006	1/18/2020	1/27/2020	Force		Sgt. T. Salas	In Progress	6/27/2020	1/27/2021
IA2020-008	1/18/2020	1/27/2020		OIPA Intake #20-01	Sgt. T. Salas	In Progress	6/29/2020	1/27/2021
IA2020-009	1/30/2020	1/31/2020	POD	OIPA Intake #20-04	Sgt. T. Salas	In Progress	7/1/2020	1/31/2021
			Review for Admin Closure					
IA2020-010	1/28/2020	1/28/2020	POD	OIPA Intake #20-03, S.R. as of 4/23	Sgt. T. Salas	In Progress	2/27/2020	1/28/2021
IA2020-013	2/2/2020	2/12/2020	CUBO, Courtesy		Sgt. T. Salas	In Progress	7/13/2020	2/12/2021
IA2020-015	2/12/2020	2/12/2020	Force, Arrest/Detention	Deferred to OIPA #20-07	OIPA	OIPA Investigation	7/13/2020	2/12/2021
IA2020-016	2/12/2020	2/13/2020	CUBO	S.R., Awaiting Outley to return from leave	Sgt. T. Salas	In Progress	3/14/2020	2/13/2021
IA2020-017	2/15/2020	2/15/2020	Force		Sgt. McNack	Tolled	7/16/2020	2/15/2021
IA2020-018	2/1/2020	2/1/2020	CUBO, Policy/Procedure		Sgt. McNack	In Progress	7/2/2020	2/1/2021

IA2020-019	2/5/2020	2/5/2020	Arrest/detention, Policy/Procedure, Search/seizure	Deferred to OIPA #20-06	OIPA	OIPA Investigation	7/6/2020	2/5/2021
IA2020-020	3/6/2021	2/20/2020	Force	OIPA Intake #20-10	Sgt. McNack	In Progress	7/21/2020	2/20/2021
IA2020-022	2/19/2020	2/21/2020	Force, Arrest/Detention, Bias Based Policing, Search or seizure	Deferred to OIPA #20-11	OIPA	OIPA Investigation	7/22/2020	2/21/2021
IA2020-023	2/29/2020	2/29/2020	Axon, Bias Based Policing		Sgt. McNack	In Progress	7/30/2020	3/1/2021
IA2020-024	2/15/2020	3/7/2020	Force, Arrest/Detention	Deferred to OIPA #20-13	OIPA	OIPA Investigation	7/30/2020	3/7/2021
IA2020-025	2/28/2020	2/29/2020	BPD providing private taxi services	Inquiry	Sgt. McNack	In Progress	3/30/2020	3/1/2021
IA2020-026	3/5/2020	3/9/2020	Arrest/Detention, BBP, Axon Policy/Procedure	Deferred to OIPA #20-14	OIPA	OIPA Investigation	7/30/2020	3/9/2021
IA2020-027	11/10/2019	3/12/2020	POD		Sgt. T. Salas	In Progress	4/10/2020	3/12/2021
IA2020-028	3/12/2020	3/12/2020	Force		Sgt. T. Salas	In Progress	8/11/2020	3/12/2021
To be reviewed for Clear by Video								
IA2020-030	2/16/2020	3/16/2020	CUBO	Admin Closure	Sgt. T. Salas	In Progress	8/15/2020	3/16/2021
IA2020-031	3/11/2020	3/14/2020	CUBO		Sgt. McNack	In Progress	8/13/2020	3/14/2021

IA2020-033	4/1/2020	4/1/2020	Force		Sgt. T. Salas	In Progress	8/31/2020	4/1/2021

BART Watch - 2020

	Jan	Feb	Mar	Apr	May	Jun	Jul	Aug	Sep	Oct	Nov	Dec	YTD
Crime in Progress	53	60	32	17									
Disruptive Behavior	589	593	352	78									
Drug Use	294	222	155	38									
Human Trafficking	2	0	0	3									
Illegally Parked Vehicle	16	22	1	1									
Aggressive Panhandling	40	42	15	3									
Report a Crime Tip	22	28	10	4									
Robbery/Theft	18	13	10	5									
Sexual Assault/Lewd Behavior	20	17	35	246									
Suspicious Activity	82	71	58	28									
Unattended Bag or Package	28	25	9	2									
Unsecure Door	11	2	4	4									
Vandalism	64	55	21	18									
Welfare Check	144	121	91	27									
Total	1383	1271	793	474									

Total Downloads: 88,282

Total Reports Made

Anonymous: 40.80%

Non-Anonymous: 59.20%