

SAN FRANCISCO BAY AREA RAPID TRANSIT DISTRICT
300 Lakeside Drive, P. O. Box 12688, Oakland, CA 94604-2688

NOTICE OF MEETING AND AGENDA
BART POLICE CITIZEN REVIEW BOARD

March 9, 2020

A meeting of the BART Police Citizen Review Board (BPCRB) will be held on Monday, March 9, 2020 at 4:00 p.m. This meeting shall consist of a simultaneous teleconference call at the following locations:

BART Board Room Kaiser Center 20th Street Mall – Third Floor 2040 Webster Street Oakland, CA 94612	Lincoln Child Center 1266 14th Street Oakland, CA 9607	San Francisco Public Library Ortega Reading Room 100 Larkin Street San Francisco, CA 94102
--	--	--

AGENDA

1. Call to Order.
 - a. Roll Call.
 - b. Pledge of Allegiance.
2. Approval of Minutes of the Meeting of February 10, 2020. For Discussion and Action.
3. Chief of Police’s Report. For Discussion and Action.
 - a. BART Police Department (BPD) Monthly Reports for January 2020.
4. Independent Police Auditor’s Report. For Discussion and Action.
 - a. Office of the Independent Police Auditor (OIPA) Monthly Report for February 2020.
5. Public Comment. (Limited to 3 minutes per speaker.)
(An opportunity for members of the public to address the BPCRB on matters under their jurisdiction and not on the agenda.)
6. Closed Session. (Room 303, Board Conference Room.)
 - a. To Consider Public Employee Discipline/Dismissal/Release in OIPA Case #19-17 (continued from the February 10, 2020 meeting).
7. Adjournment.

Please refrain from wearing scented products (perfume, cologne, after-shave, etc.) to this meeting, as there may be people in attendance susceptible to environmental illnesses.

BART provides service/accommodations upon request to persons with disabilities and individuals who are limited English proficient who wish to address Board matters. A request must be made within one and five days in advance of Board meetings, depending on the service requested. Please contact the Office of the District Secretary at (510) 464-6083 for information.

BPCRB Meeting Agenda materials will be made available to the public at the meeting and may also be accessed and downloaded 72 hours prior to the meeting at <http://www.bart.gov/about/bod/advisory/crb> (click on “Agenda”).

Pursuant to Govt. Code §54953.5, the audio recording of the open session portions of this public meeting shall be subject to inspection pursuant to the California Public Records Act (CPRA). Requests for information under the CPRA should be filed with the BART Office of the District Secretary.

SAN FRANCISCO BAY AREA RAPID TRANSIT DISTRICT
300 Lakeside Drive, P.O. Box 12688, Oakland, CA 94604-2688
BART Police Citizen Review Board Meeting Minutes
Monday, February 10, 2020

A regular meeting of the BART Police Citizen Review Board (BPCRB) was held Monday, February 10, 2020, at 4:00 p.m. in the following locations: BART Board Room, 2040 Webster Street, Oakland, California; and Old Greenwood Resort, Business Center (2nd floor lobby) 13051 Fairway Drive, Truckee, California. The meeting was called to order by Chairperson David Rizk; Mag Tatum, Recording Secretary.

1. Call to Order.

The regular meeting was convened at 4:00 p.m. by Chairperson Rizk.

Members Present in Oakland, CA: Members Erin Armstrong, Zachary Bruno, Les Mensinger, Robert Pirone, Darren White, and David Rizk.

Member Present in Truckee, CA: Member Kenneth Loo.

Absent: Members Christina Gomez, Pete Longmire, George Perezvelez and William White.

The Pledge of Allegiance was recited.

2. Approval of Minutes of the Meeting of December 9, 2019.

Member Armstrong moved that the Minutes of the Meeting of December 9, 2019 be approved; Member Mensinger seconded the motion, which carried by a unanimous roll call vote. Ayes – 6: Members Armstrong, Loo, Mensinger, Pirone, D. White, and Rizk. Noes – 0. Abstain – 1: Member Bruno. Absent – 4: Members Gomez, Longmire, Perezvelez, and W. White.

3. Chief of Police's Reports.

a. **BART Police Department's Monthly Reports for November 2019 and December 2019.**
Chief of Police Ed Alvarez presented the BART Police Department's Monthly Reports. The reports were discussed.

4. Independent Police Auditor's Report.

a. **Office of the Independent Police Auditor (OIPA) Monthly Reports for December 2019 and January 2020.**
Independent Police Auditor Russell Bloom presented the OIPA Monthly Reports. The reports were discussed.

b. **BPD Policy #451, Body Worn Camera – Report-back.**
Independent Police Auditor Russell Bloom reported back on the implementation of recommendations for Revisions to BPD Policy #451, Body Worn Camera. The report

was discussed.

- c. **Integrated Communications, Assessment, and Tactics (ICAT) Training– Report-back.** Independent Police Auditor Russell Bloom reported back on ICAT. The report was discussed.

5. Public Comment.

Chairperson Rizk called for Public Comment. No comments were received.

Chairperson Rizk announced that the Board would enter closed session under Item 6-A (Public Employee Discipline/Dismissal/Release in OIPA Cases #19-11 (continued from the December 9, 2019 meeting), #19-13, #19-15, and #19-17) of the regular meeting agenda, and that the Board would reconvene in open session at the conclusion of the closed session.

OIPA Case No 19-17 will come back to a future meeting.

The Meeting recessed at 4:40 p.m.

The Meeting reconvened in Closed Session at 4:45 p.m.

6. Closed Session.

- a. To reconsider Public Employee Discipline/Dismissal/Release in OIPA Case #19-11, #19-13, and #19-15. Govt. Code §54957.

Members Present in Oakland, CA:

Members Erin Armstrong, Zachary Bruno, George Perezvelez, Robert Pirone, Les Mensinger, Darren White, and David Rizk.

Members Present in Truckee, CA:

Member Kenneth Loo

Absent:

Member Christina Gomez, Pete Longmire, George Perezvelez, and William White.

Member Longmire left the meeting via teleconference.

11. Adjournment.

The Meeting reconvened in Open Session at 5:18 p.m.

Chairperson Rizk announced that the Board voted unanimously to accept the findings in OIPA Cases #19-11, #19-13, and #19-15.

The Meeting was adjourned at 5:23 p.m.

BART POLICE DEPARTMENT



January 2020

MONTHLY REPORT

BPD Monthly Reports

January 2020

Report	Responsible
01 – Industrial Leave*	SSD – J. Morgan
02 – Vacancy	SSD – F. Cheung
03 – Diversity	SSD – F. Cheung
04 – Training	PS&T – P. Kwon
05 – Use of Force	PS&T – K. Franklin
06 – Citizen Complaints	PS&T – K. Franklin
07 – Internal Affairs Log	PS&T – K. Franklin
08 – Performance Measures	SSD – K. Dam
09 – Enforcement Contacts	SSD – K. Dam
10 – Parking Enforcement	POD – J. DeVera
11 – Warrant Arrests	SSD – K. Dam
12 – Detectives Assignments	SSD – J. Guerra
13 – Detectives Closure Rate	SSD – J. Guerra
14 – Assembly Bill 716	POD – A. Sandoval
15 – Absence Overview	SSD – C. Vogan
16 – Overtime	SSD – F. Cheung
17 – Communications Center	SSD – G. Hesson
18 – BART Watch	SSD – C. Vogan

*Not included in Year-End or Monthly BPCRB Reports

BART Police Department (07) Staffing Status

As of: 01/31/20
Vacancy Factor: 0.0

	Pos'n Code	Job Title	FY20		As of 07/01/19	As of 01/31/20			
			Adopted	Reclass		Filled	On Leave or TMD	Vacant	
NON-SWORN (Rep)	027	Community Service Officer	59		59	46	4	13	
	035	Fare Inspection Officer	20		20	14		6	
	068	Crime Analyst	1		1	1		-	
	045	Police Admin Specialist	12		12	9		3	
	048	Police Dispatcher	18		18	19		(1)	
	200	Administrative Analyst	1		1	1		-	
	098	Revenue Protection Guard	18		18	16	-	2	
	836	Police Sup.//CAD/RMS Admin***	6		6	6	-	-	
#	778	Police Officer	89		89	87	10	2	
		In Academy = 8						-	
		Field Training = 2						-	
	SWORN	788	Senior Police Officer	99		99	76	1	23
		798	Master Police Officer	10		10	9	-	1
		838	Police Sergeant	34		34	28	2	6
		888	Police Lieutenant	13		13	13		-
		898	Police Deputy Chief	3		3	2		1
		980	Police Chief	1		1	1		-
	Non-Sworn (Non-Rep)	SF100	Dir of Security Programs	1		1	1		-
000065		Emergency Preparedness Mgr.	1		1	1	-	-	
000074		Crisis Outreach Coordinator	1		1	1		-	
000081		Police Services Administrator	1		1	1	-	-	
AF200		Executive Assistance	1		1	1		-	
DEPARTMENT TOTAL			389	-	389	333	17	56	

Notes:

FY20
Ofc - 19

FIO - 4

AA - 1

FY20 Capital 4/1/2020

Ofc - 3

Note: BART Police Department has 17 Attrition Float positions, of which 10 are Police Officers (778), 5 are Community Service Officers (027) and 2 are Police Dispatchers (048).

> "On Leave" category does not include personnel on Admin Leave.

BART PD DIVERSITY MONTHLY REPORT

As of 1/31/2020

+

<u>ETHNICITY</u>		<u>S</u>		<u>C</u>	
White	37% 123	39%	83	34%	40
Black	19% 62	19%	41	18%	21
Asian	21% 70	16%	35	30%	35
Hispanic	21% 70	23%	50	17%	20
American/ Indian/Other	0% 0	0%	0	0%	0
Native Hawaiian/Pac Island	2% 8	3%	6	1%	2
Total:	100% 333	100%	215	100%	118
<u>DEMOGRAPHIC</u>		<u>S</u>		<u>C</u>	
Female	22% 73	9%	20	45%	53
Male	78% 260	91%	195	55%	65
Total:	100% 333	100%	215	100%	118
<u>CLASSIFICATION</u>					
Sworn	65% 215				
Civilian	35% 118				
Total:	100% 333				

CRISIS INTERVENTION TRAINING AS OF: January 31, 2020

Personnel Positions	Total Positions	Filled Positions	Vacant Positions	(Not in Academy or Field Training) Eligible to Attend Training	Total of Filled Positions Trained	Percentage of Total Filled Positions Trained	Percentage of Eligible Filled Positions Trained
Chief	1	1	0	1	1	100%	100%
Deputy Chiefs	3	2	1	2	2	100%	100%
Lieutenants	13	13	0	13	12	92%	92%
Sergeants	34	28	6	28	27	96%	96%
Officers	198	172	26	136	118	69%	87%
Dispatchers	18	19	-1	13	12	63%	92%
CSOs/FEI	79	60	19	57	34	57%	60%
Crisis Outreach Coordinator	1	1	0	1	1	100%	100%
Total	347	296	51	251	207	70%	82%

Personnel Positions that are not designated to attend CIT Training

	Total	Filled	Vacant
Revenue Protection Guards	18	16	2
Police Administrative Specialists	12	9	3
Police Sup./CAD RMS Admin	6	6	0
Civilian Managers/Analyst	4	4	0
Manager Sec Prog	1	1	0
Sub Total	41	36	5
TOTAL PERSONNEL	388	332	56

FAIR AND IMPARTIAL / BIASED BASED TRAINING AS OF January 31, 2020

Personnel Positions	Total Positions	Filled Positions	Vacant Positions	Eligible to Attend (Not in Academy or Field Training)	Total of Filled Positions Trained	Percentage of Total Filled Positions Trained	Percentage of Eligible Filled Positions
Chief	1	1	0	1	1	100.0%	100.0%
Deputy Chiefs	3	2	1	2	2	100.0%	100.0%
Lieutenants	13	13	0	13	13	100.0%	100.0%
Sergeants	34	28	6	28	28	100.0%	100.0%
Officers	198	172	26	136	136	79.1%	100.0%
Total	249	216	33	180	180	83.3%	100.0%

Personnel Positions that are not designated to attend FAIR AND IMPARTIAL Training

	Total	Filled	Vacant
Dispatchers	18	19	-1
CSOs/FEI	79	59	20
Crisis Outreach Coordinator	1	1	0
Revenue Protection Guards	18	16	2
Police Administrative Specialists	12	9	3
Police Sup./CAD RMS Admin	6	6	0
Civilian Managers/Analyst	4	4	0
Manager Sec Prog	1	1	0
Sub Total	139	115	24
TOTAL PERSONNEL	388	331	57

POLICE ROADWAY PROTECTION TRAINING AS OF: January 31, 2020

Personnel Positions	Total Positions	Filled Positions	Vacant Positions	Eligible to Attend (Not in Academy, FTO, or IND/Leave)	Total of Filled Positions Trained	Percentage of Total Filled Positions Trained	Percentage of Eligible Filled Positions
Chief	1	1	0	1	1	100.0%	100.0%
Deputy Chiefs	3	2	1	2	2	100.0%	100.0%
Lieutenants	13	13	0	13	10	76.9%	76.9%
Sergeants	34	28	6	28	28	100%	100.0%
Officers	198	172	26	136	136	79.1%	100.0%
Total	249	216	33	180	177	81.9%	98.3%

Personnel Positions that are not REQUIRED to attend Police Roadway Protection Training

	Total	Filled	Vacant
Dispatchers	18	19	-1
Crisis Outreach Coordinator	1	1	0
Revenue Protection Guards	18	16	2
CSO/FEI	79	59	20
Police Administrative Specialists	12	9	3
Police Sup./CAD RMS Admin	6	6	0
Civilian Managers/Analyst	4	4	0
Manager Sec Prog	1	1	0
Sub Total	139	115	24
TOTAL PERSONNEL	388	331	57

Use of Force Incidents - 2020

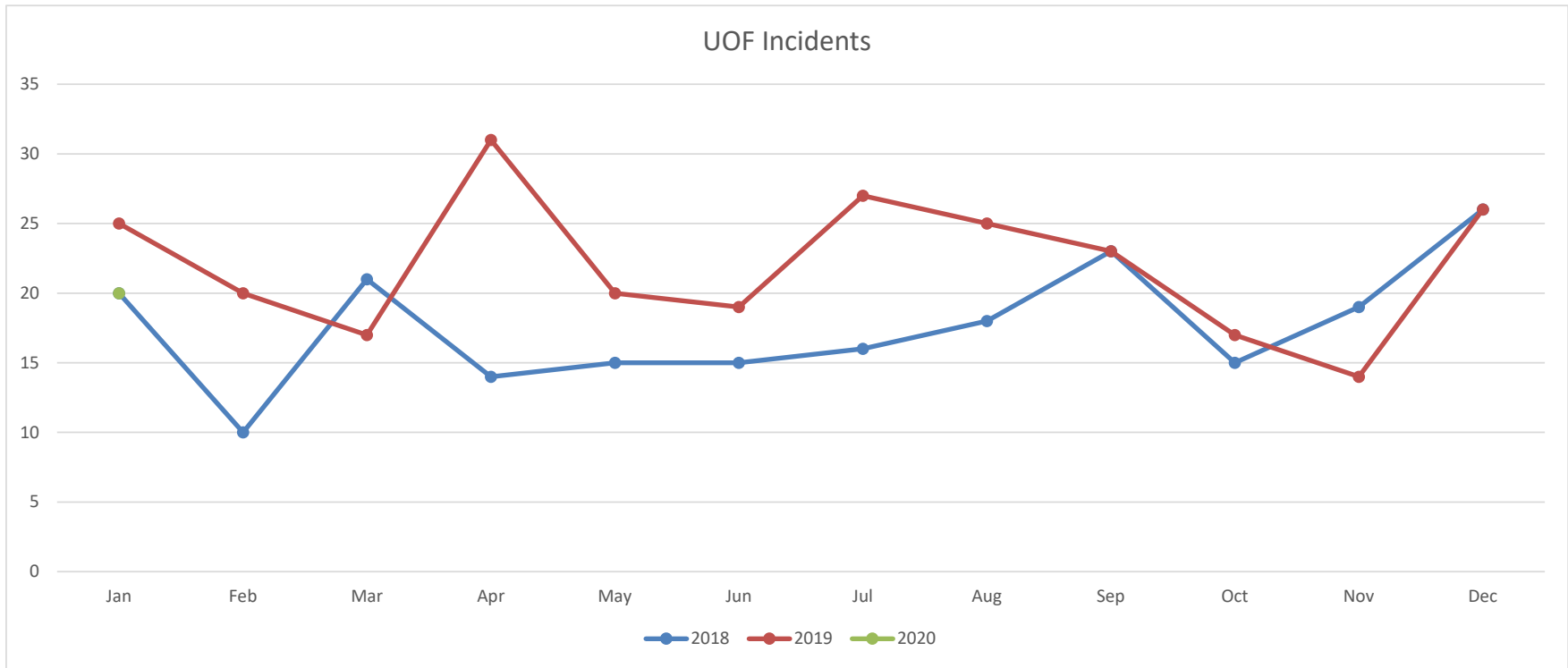
	Jan	Feb	Mar	Apr	May	Jun	Jul	Aug	Sep	Oct	Nov	Dec	Total
2020	20												
YTD 2020	20												

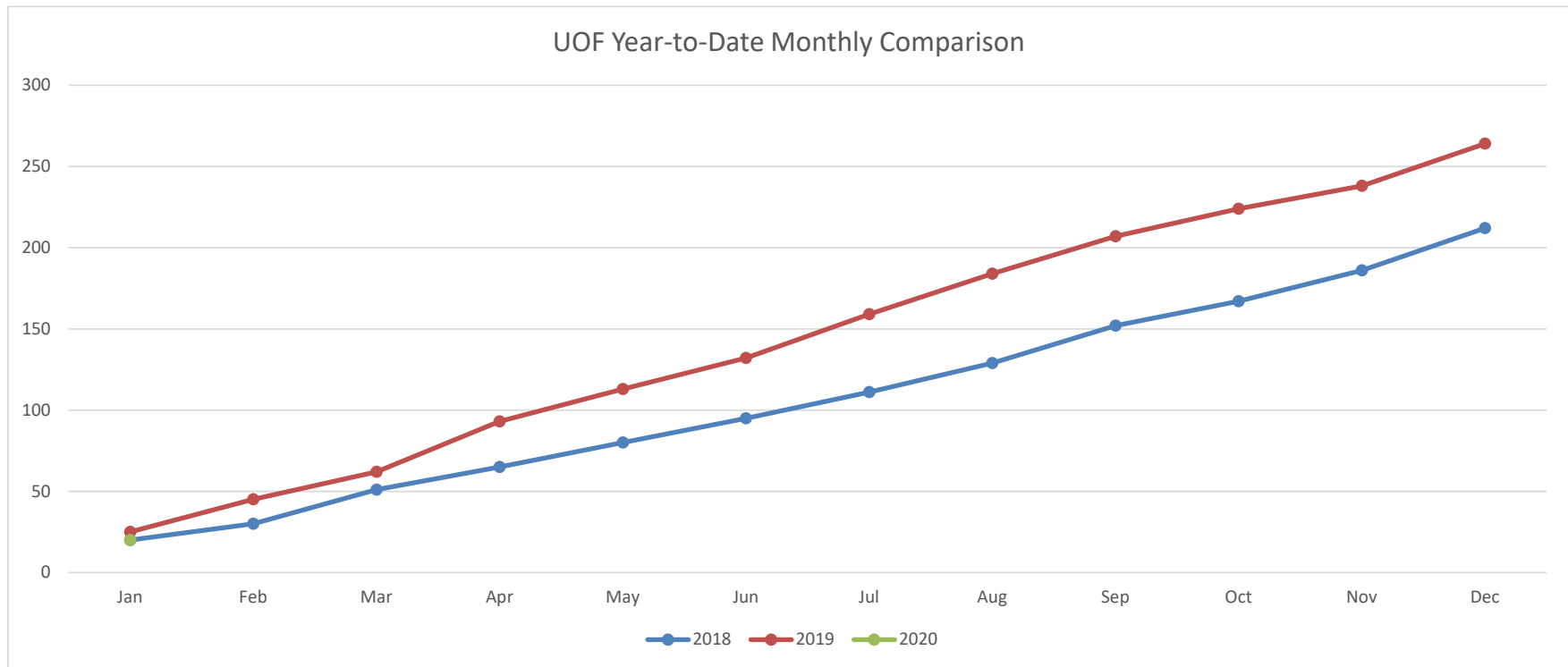
Use of Force Incidents - 2019

	Jan	Feb	Mar	Apr	May	Jun	Jul	Aug	Sep	Oct	Nov	Dec	Total
2019	25	20	17	31	20	19	27	25	23	17	14	26	264
YTD 2019	25	45	62	93	113	132	159	184	207	224	238	264	

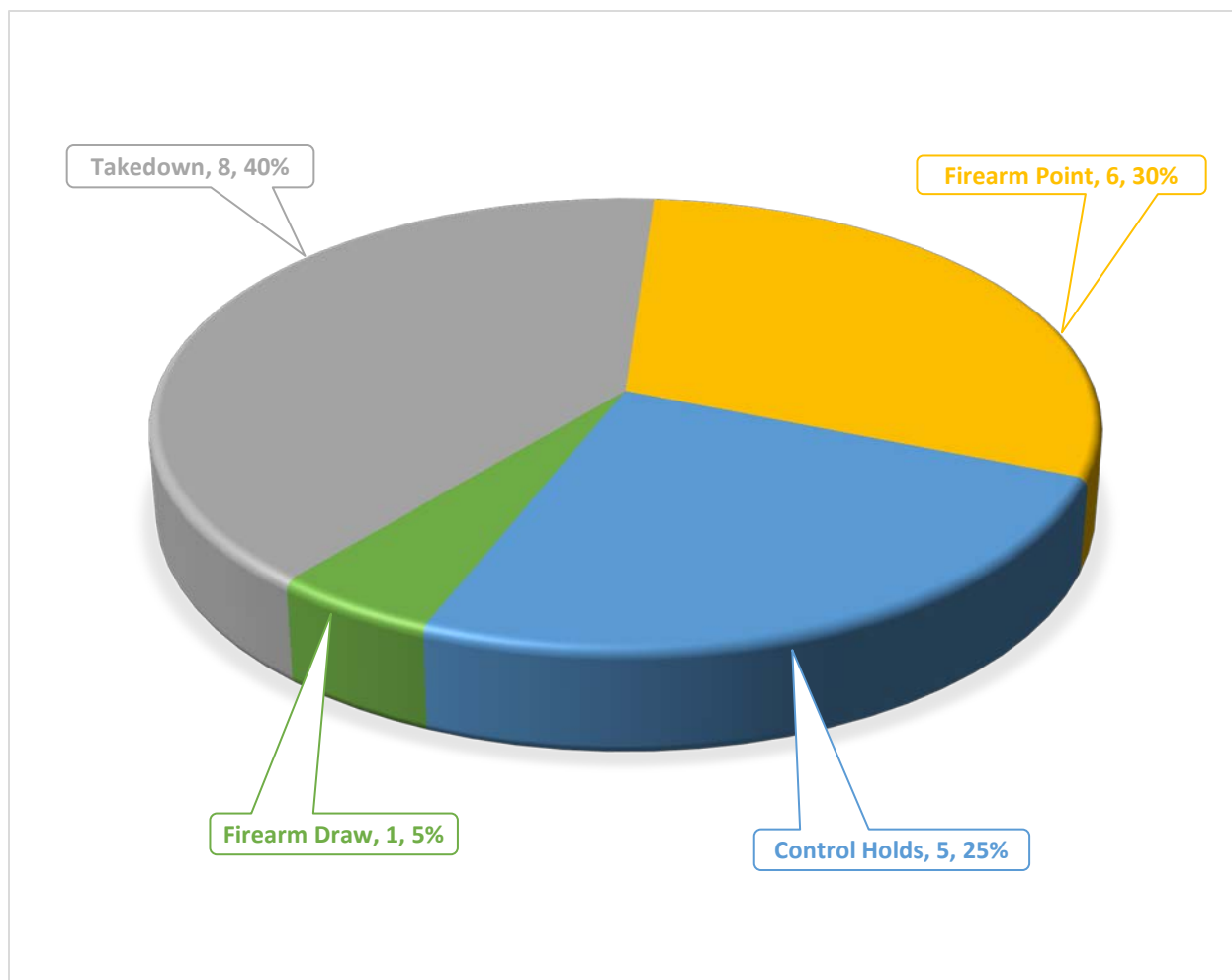
Use of Force Incidents - 2018

	Jan	Feb	Mar	Apr	May	Jun	Jul	Aug	Sep	Oct	Nov	Dec	Total
2018	20	10	21	14	15	15	16	18	23	15	19	26	212
YTD 2018	20	30	51	65	80	95	111	129	152	167	186	212	



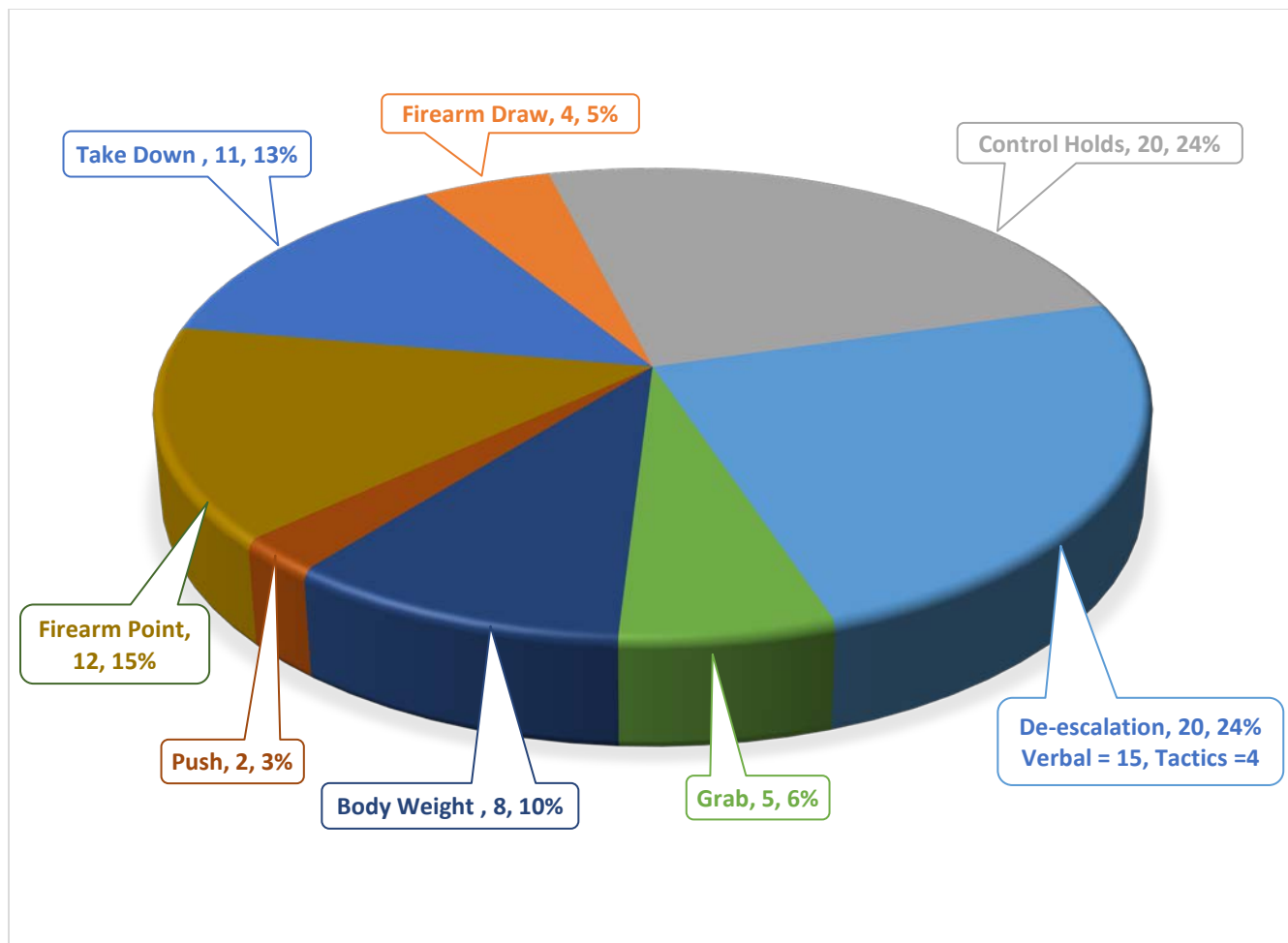


Force Options Used (Incident Count), January 2020



*Each incident could contain more than one force option used. This pie chart reflects the most significant force option used per incident.

Types of Force Used, January 2020 (Overall Total)



*Some incidents involved the use of multiple force options. If two officers involved in the same incident used the same force option, this data would reflect both officers. As an example, if two officers in the same incident used control holds, this data would reflect two separate control holds.

Citizen Complaints - 2020

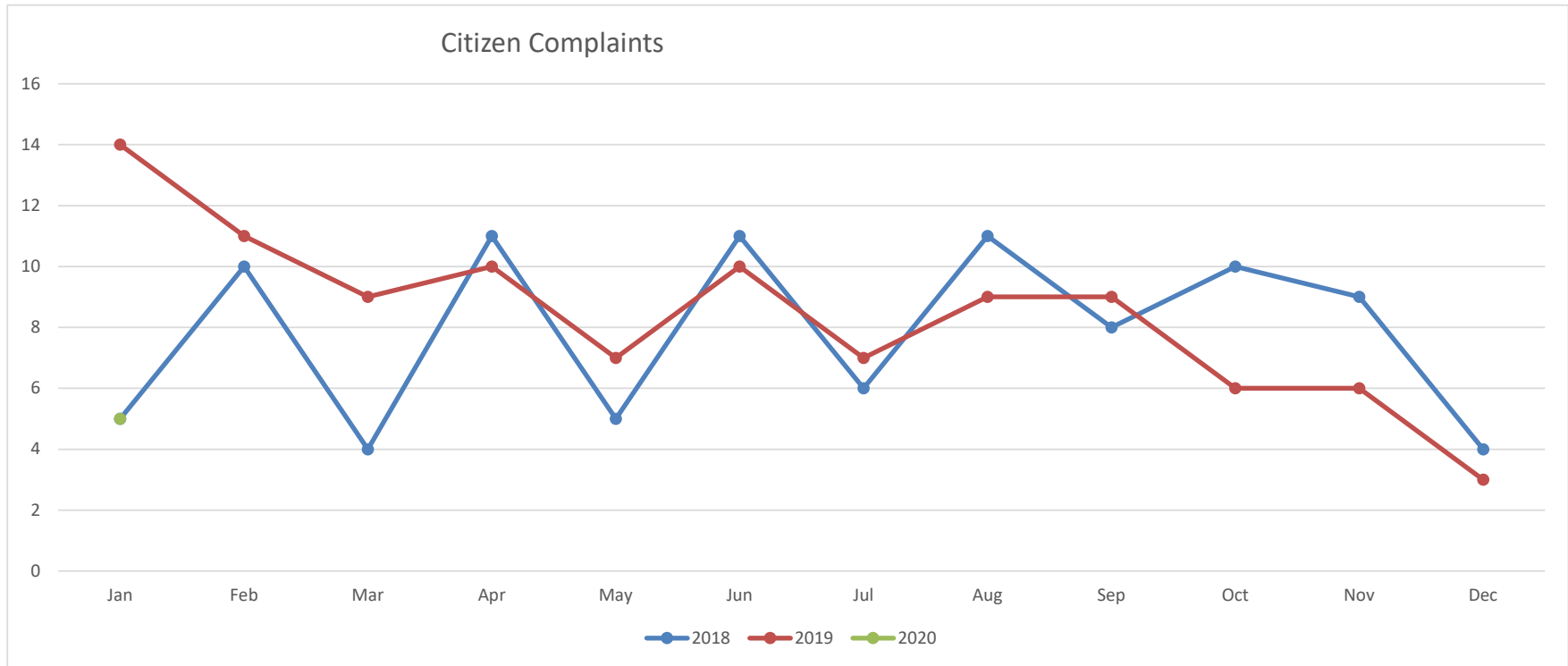
	Jan	Feb	Mar	Apr	May	Jun	Jul	Aug	Sep	Oct	Nov	Dec	Total
2020	5												
YTD 2020	5												

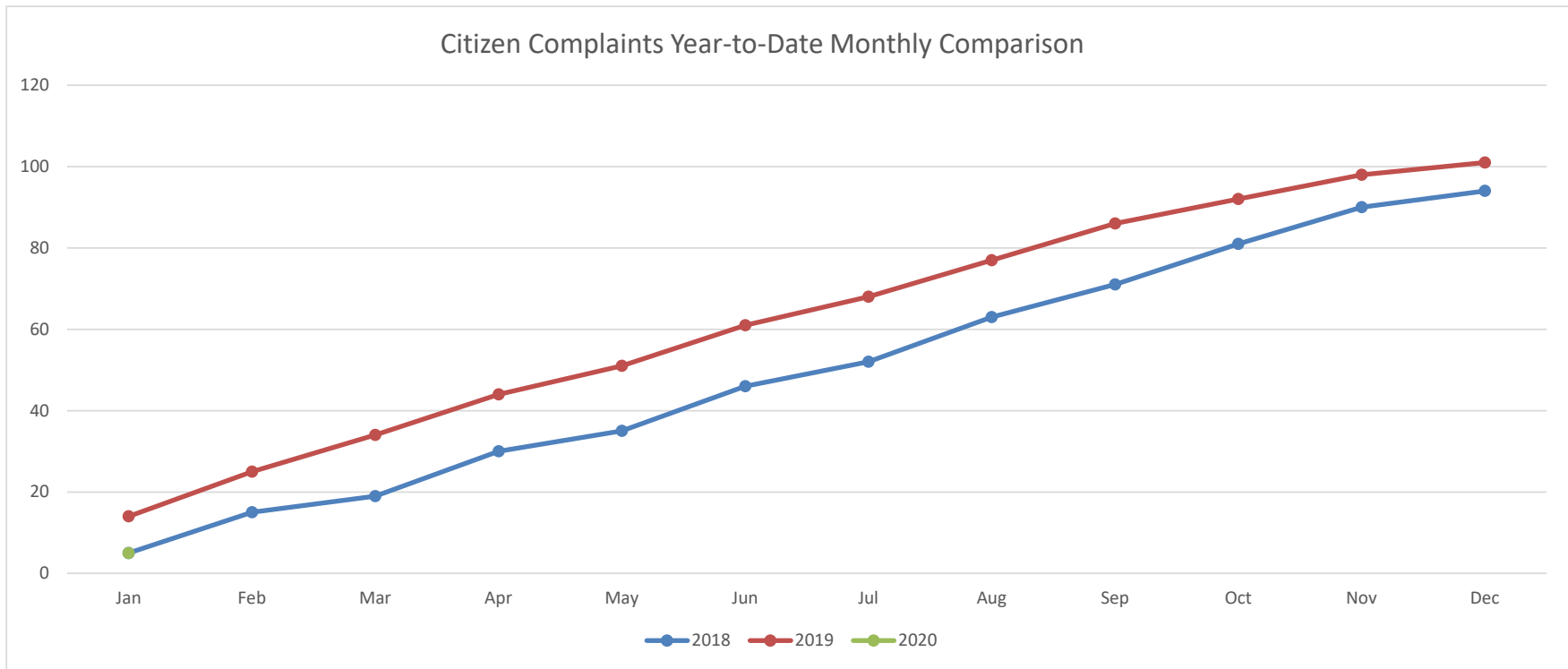
Citizen Complaints - 2019

	Jan	Feb	Mar	Apr	May	Jun	Jul	Aug	Sep	Oct	Nov	Dec	Total
2019	14	11	9	10	7	10	7	9	9	6	6	3	101
YTD 2019	14	25	34	44	51	61	68	77	86	92	98	101	

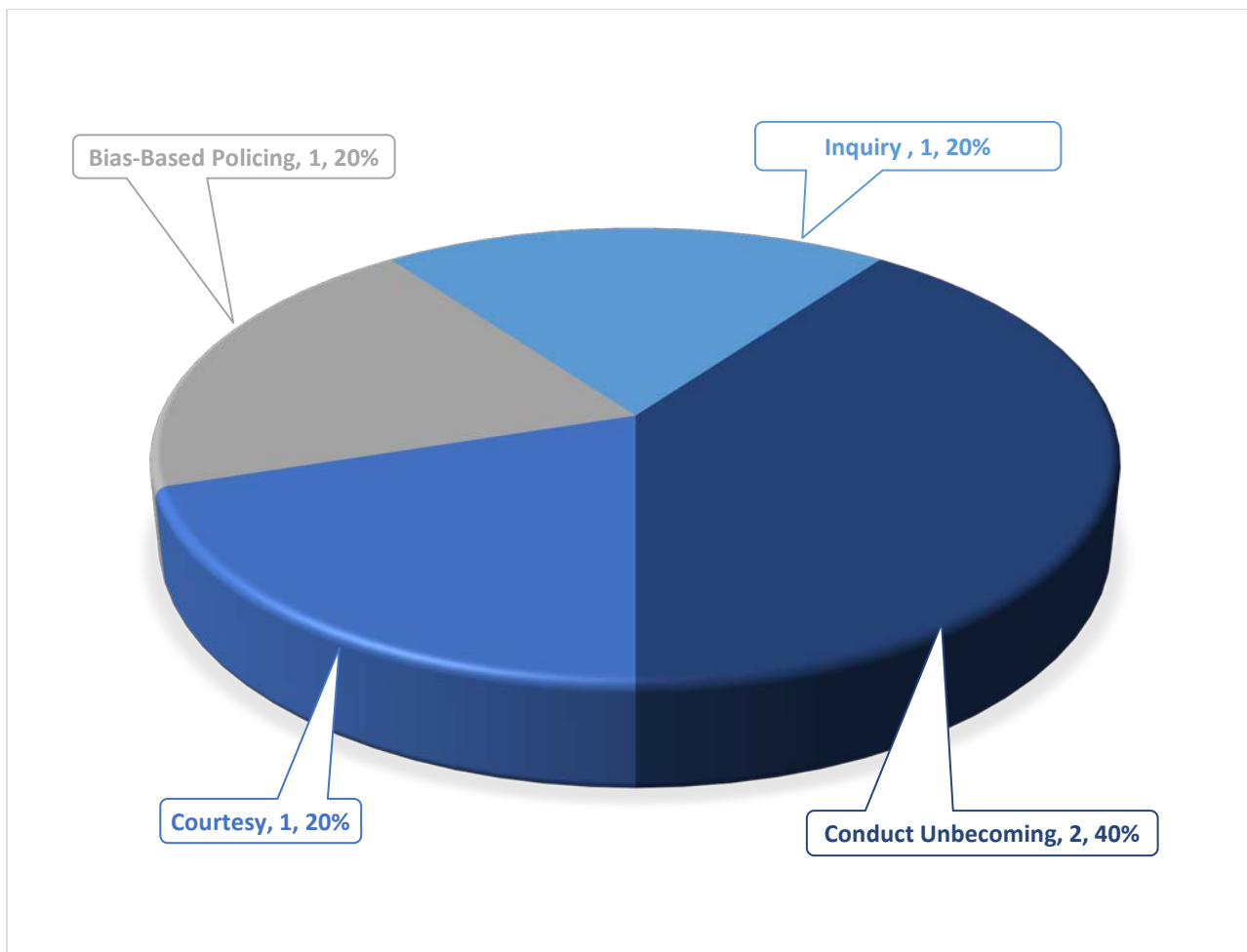
Citizen Complaints - 2018

	Jan	Feb	Mar	Apr	May	Jun	Jul	Aug	Sep	Oct	Nov	Dec	Total
2018	5	10	4	11	5	11	6	11	8	10	9	4	94
YTD 2018	5	15	19	30	35	46	52	63	71	81	90	94	





Complaints Received (Incident Count), January 2020



Each incident could contain more than one allegation. This pie chart reflects the most significant allegation per incident.

BART Police Department - Office of Internal Affairs								
Investigation Log - January 2020								
IA	DATE							
CASE #	OCC'D	REC'D	ALLEGATION	MISC	INVESTIGATOR	STATUS	5 MONTH DATE	DUE DATE
IA2018-001	01/03/18	1/3/2018	Force (OIS)		Sgt. T. Salas	Tolled	06/04/18	
IA2018-032	UNK	4/20/2018	BBP, POD, CUBO	Deferred to OIPA #18-16	OIPA	Tolled	09/23/18	
IA2018-043	43257	6/6/2018	Force		Sgt. McNack	Tolled	43409	
IA2018-060	7/22/2018	7/23/2018	Service Review		Lt. Franklin	Tolled	43457	
IA2019-041	3/26/2019	3/25/2019	Force, Policy/Procedure	Deferred to OIPA #19-13	OIPA	OIPA Investigation	8/17/2019	3/25/2020
IA2019-042	1/27/2019	3/29/2019	POD, CUBO, Policy/Procedure		Sgt. McNack	In Progress	8/28/2019	3/29/2020
IA2019-050	4/11/2019		Per Chief regarding how department handled call for service.		Sgt. T. Salas	Awaiting training recommendation	8/28/2019	12/31/1900
IA2019-052	4/16/2019	4/16/2019	Force, CUBO		Sgt. McNack	In Progress	9/15/2019	4/16/2020
IA2019-053	4/17/2019	4/17/2019	CUBO, BBP	Admin Closure	Sgt. McNack	In Progress	9/16/2019	4/17/2020
IA2019-054	4/17/2019	4/17/2019	Force, CUBO	Deferred to OIPA #19-15	OIPA	OIPA Investigation	5/12/2019	4/17/2020
IA2019-057	4/29/2019	4/29/2019	Arrest/Detention BBP, CUBO	Deferred to OIPA #19-17	OIPA	OIPA Investigation	9/28/2019	4/29/2020
IA2019-060	4/8/2019	5/6/2019	Arrest/Detention Force, Axon, CUBO	Deferred to OIPA #19-19	OIPA	OIPA Investigation	9/10/2019	5/6/2020
IA2019-063	5/7/2019	5/16/2019	Force		Lt. Franklin	In Progress	10/15/2019	5/16/2020
IA2019-068	6/3/2019	6/3/2019	Force		Sgt. McNack	In Progress	11/2/2019	6/3/2020
IA2019-070	6/6/2019	6/6/2019	POD	OIPA Intake #19-21	Sgt. McNack	In Progress	10/15/2019	6/6/2020
IA2019-071	6/6/2019	6/11/2019	Bias-Based Policing CUBO		Sgt. McNack	In Progress	11/10/2019	6/11/2020
IA2019-072	6/5/2019	6/6/2019	Force		Sgt. McNack	In Progress	11/12/2019	6/6/2020
IA2019-073	6/13/2019	6/14/2019	Bias-Based Policing	OIPA Intake #19-22	Sgt. McNack	In Progress	11/13/2019	6/14/2020
IA2019-078	6/29/2019	7/2/2019	BBP, POD	Clear by video	Sgt. T. Salas	In Progress	12/1/2019	7/2/2020
IA2019-079	4/20/2019	7/2/2019	CUBO		Sgt. T. Salas	In Progress	12/1/2019	7/2/2020
IA2019-080	6/28/2019	7/1/2019	Bias-Based Policing	Admin Closure	Sgt. T. Salas	In Progress	11/30/2019	7/1/2020
IA2019-082	7/5/2019	7/5/2019	Force		Sgt. McNack	In Progress	12/4/2019	7/5/2020
IA2019-083	4/27/2019	6/17/2019	BBP		Sgt. McNack	In Progress	7/17/2019	6/17/2020
IA2019-087	7/30/2019	7/30/2019	POD	Clear by video	Sgt. T. Salas	In Progress	8/29/2019	7/30/2020
IA2019-088	7/30/2019	7/30/2019	Courtesy		Sgt. McNack	In Progress	12/29/2019	7/30/2020
IA2019-089	8/7/2019	8/13/2019	Force, Courtesy, Arrest or Detention	OIPA Intake #19-23 Admin Closure	Sgt. T. Salas	In Progress	1/12/2020	8/13/2020
IA2019-090	8/11/2019	8/11/2019	Policy/Procedure		Sgt. T. Salas	In Progress	1/10/2020	8/11/2020
IA2019-098	9/2/2019	9/3/2019	Policy/Procedure Force, CUBO Arrest/Detention		Sgt. McNack	In Progress	2/2/2020	9/3/2020
IA2019-099	8/29/2019	8/30/2019	Arrest/Detention Force Policy/Procedure	OIPA Intake #19-35 Clear by Video	Sgt. T. Salas	In Progress	1/29/2020	8/30/2020
IA2019-101	9/1/2019	9/1/2019	CUBO		Sgt. T. Salas	In Progress	1/28/2020	9/1/2020
IA2019-107	9/12/2019	9/12/2019	POD	Clear by Video	Sgt. T. Salas	In Progress	10/3/2019	9/12/2020

IA	DATE							
CASE #	OCC'D	REC'D	ALLEGATION	MISC	INVESTIGATOR	STATUS	5 MONTH DATE	DUE DATE
IA2019-108	8/26/2019	9/20/2019	Force Arrest/Detention Policy/Procedure	Deferred to OIPA #19-40	OIPA	OIPA Investigation	10/3/2019	9/20/2020
IA2019-109	9/18/2019	9/19/2019	POD		Sgt. McNack	In Progress	10/19/2019	9/19/2020
IA2019-111	10/1/2019	10/2/2019	Force, CUBO, Search or Seizure	Deferred to OIPA #19-41	OIPA	In Progress	3/2/2020	10/2/2020
IA2019-112	9/20/2019	10/4/2019	Force, CUBO, Supervision, Policy/Procedure	Deferred to OIPA #19-42	OIPA	OIPA Investigation	3/4/2020	10/4/2020
IA2019-113	10/11/2019	10/14/2019	Bias, CUBO, Axon (admin)		Sgt. T. Salas	In Progress	3/14/2020	10/14/2020
IA2019-116	10/15/2019	10/15/2019			Sgt. McNack	In Progress	3/15/2020	10/15/2020
IA2019-117	11/4/2019	11/4/2019	Bias	OIPA Intake #19-49	Sgt. McNack	In Progress	4/4/2020	11/4/2020
IA2019-119	11/5/2020	11/5/2020	BBP, Force, CUBO	Deferred to OIPA #19-50	OIPA	In Progress	4/5/2020	11/5/2021
IA2019-120	11/8/2019	11/4/2020			OIPA	OIPA Investigation	4/8/2020	11/4/2021
IA2019-122	11/11/2019	11/11/2019	CUBO	OIPA Intake #19-48	Sgt. T. Salas	In Progress	12/11/2019	11/11/2020
IA2019-124	10/24/2019	10/24/2019		Deferred to OIPA #19-46	OIPA	OIPA Investigation	3/24/2020	10/24/2020
IA2019-125	11/13/2019	11/13/2019	CUBO, POD, Policy/ Procedure	Deferred to OIPA #19-52	OIPA	OIPA Investigation	12/11/2019	11/13/2020
IA2019-128	12/3/2019	12/4/2019	Arrest/Detention CUBO	POD, OIPA Intake #19-54			5/4/2020	12/4/2020
IA2019-129	12/11/2019	12/13/2019	Policy/Procedure		Sgt. McNack	In Progress	5/13/2020	12/13/2020
IA2019-130	10/31/2019	10/31/2019	Courtesy		Sgt. McNack	In Progress	3/31/2020	10/31/2020
IA2019-131	12/14/2019	12/14/2019	CUBO		Sgt. T. Salas	In Progress	1/13/2020	12/14/2020
IA2019-132	12/31/2019	1/1/2020	CUBO	ADMIN	Sgt. McNack	In Progress	6/1/2020	1/1/2021
IA2020-002	1/10/2020	1/10/2020	Bias Based Policing		Sgt. T. Salas	In Progress	6/10/2020	1/10/2021
IA2020-003		1/10/2020	CUBO/Criminal	Admin closure?	Lt. Franklin	In Progress	6/15/2020	1/10/2021
IA2020-004	11/21/2019	12/17/2019	Force		Sgt. McNack	In Progress	6/21/2020	12/17/2020
IA2020-005	11/21/2019	1/22/2020	CUBO	S.R.	Sgt. T. Salas	In Progress	2/21/2020	1/22/2021
IA2020-006	1/18/2020	1/27/2020	Force		Sgt. T. Salas	In Progress	6/27/2020	1/27/2021
IA2020-007	1/26/2020	1/28/2020	Courtesy		Sgt. McNack	In Progress	2/27/2020	1/28/2021
IA2020-008	01/18/20	01/27/20			Sgt. T. Salas	In Progress	44011	01/27/21



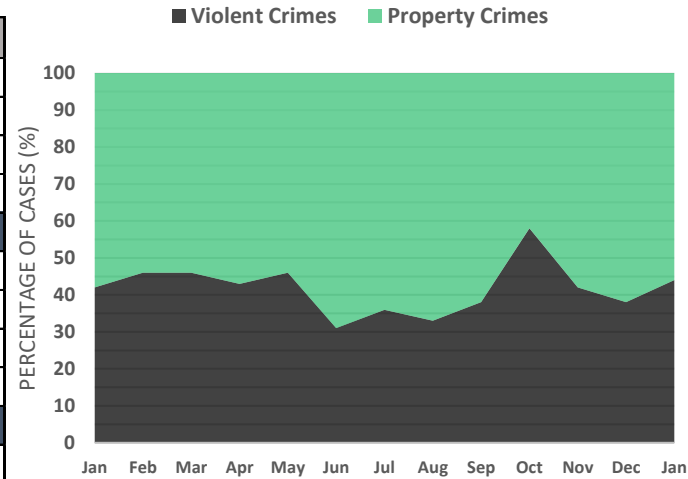
Bay Area Rapid Transit Police Department

101 8th St, Oakland, CA, 94607 (510) 464-7000 www.bart.gov/police

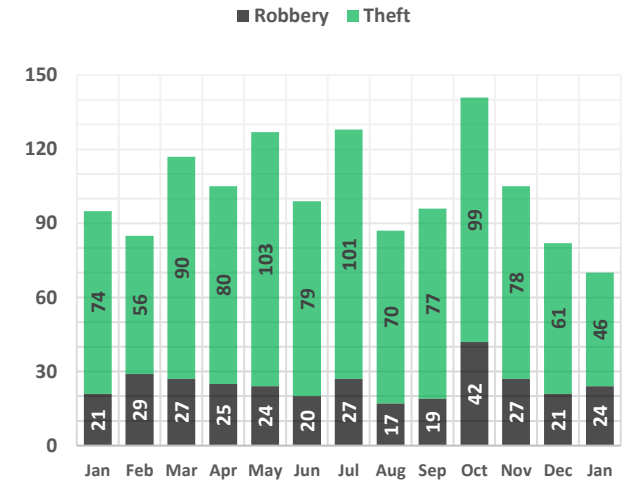
January 2020 Performance Measurement Review - Systemwide

PART 1 UCR Crime	2014	2015	2016	2017	2018	2019	Jan '19	Jan '20	PCT %
Homicide	0	1	1	0	3	2	0	0	-%
Rape	2	3	4	8	3	7	0	1	-%
Robbery	153	161	232	290	345	378	31	35	+13%
Aggravated Assault	71	73	93	125	130	112	11	8	-27%
Violent Crime Subtotal	226	238	330	423	481	499	42	44	+5%
Burglary (Structural)	7	4	12	15	18	16	2	0	-100%
Larceny & Auto Burglary	2,597	2,325	2,217	2,593	2,565	3,177	257	197	-23%
Auto Theft	522	480	480	420	348	247	13	17	+31%
Arson	0	0	1	4	4	4	0	0	-%
Property Crime Subtotal	3,126	2,809	2,710	3,032	2,935	3,444	272	214	-21%
TOTAL	3,352	3,047	3,040	3,455	3,416	3,943	314	258	-18%

PART 1 CRIME OVERALL



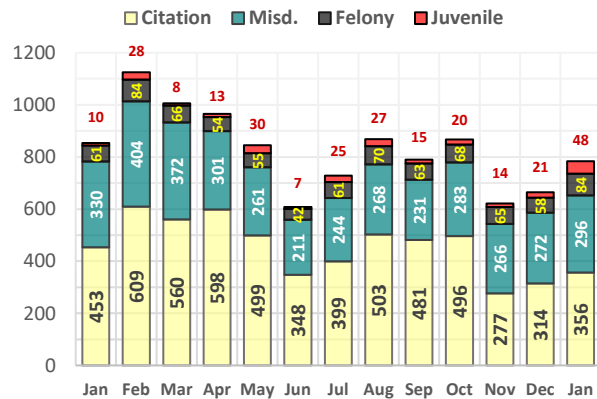
ELECTRONICS THEFTS



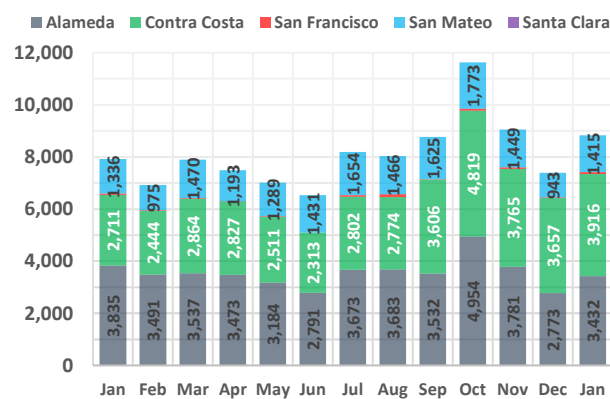
Part 1 Crimes: Top Five Stations

January 2020 A30/COS A40/SLS A60/HAS A20/FVS A10/LMS
 Full Year 2019 A30/COS A60/HAS M10/OWS A20/FVS A40/SLS

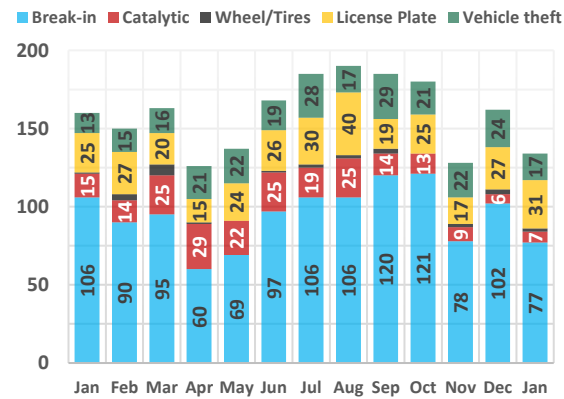
ARRESTS & CITATIONS



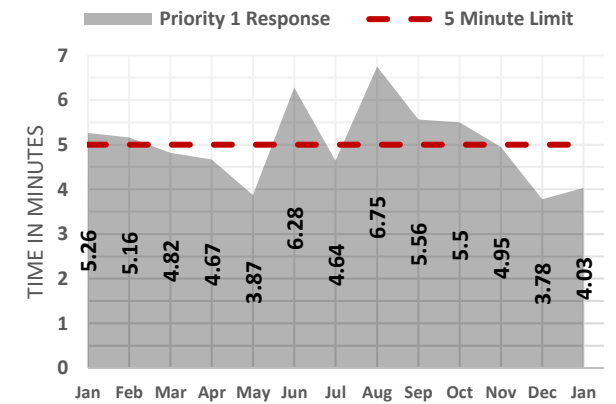
PARKING CITATIONS



VEHICLE CRIMES



AVERAGE RESPONSE TIME (P1)



Preface: The data is retrieved from the BART Police Database and remains unaudited until corrections. Numbers may differ from the reported data in the Uniform Crime Reporting (UCR) program.

Late reporting, the reclassification or unfounding of crimes, can affect crime statistics. Overtime costs are projected numbers. Information in the on the Performance Measurements are subject to change.

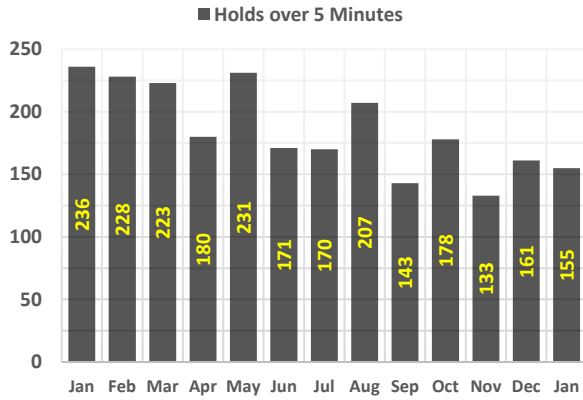


Bay Area Rapid Transit Police Department

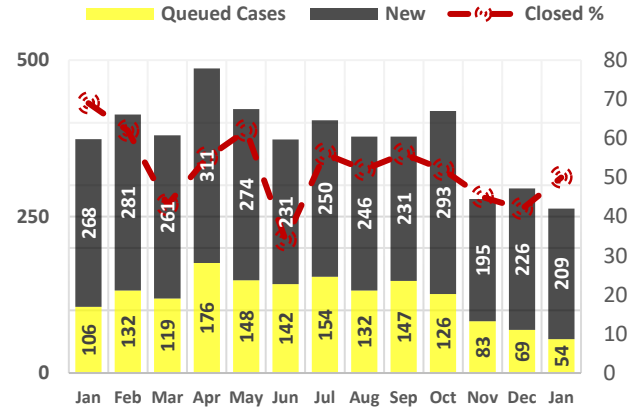
101 8th St, Oakland, CA, 94607 (510) 464-7000 www.bart.gov/police

January 2020 Performance Measurement Review - Systemwide

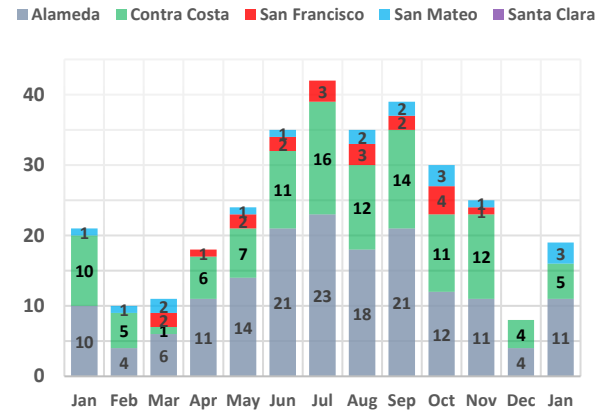
POLICE TRAIN HOLDS



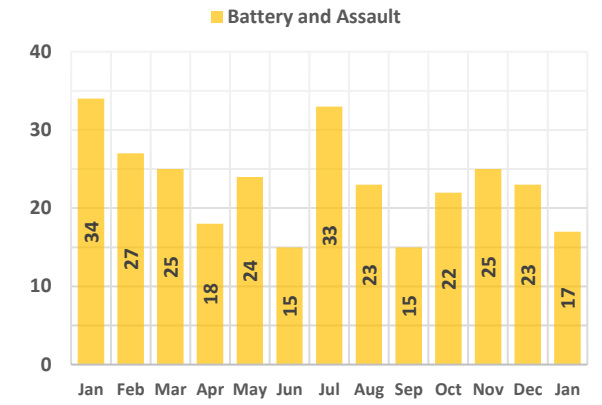
INVESTIGATIONS CASELOAD %



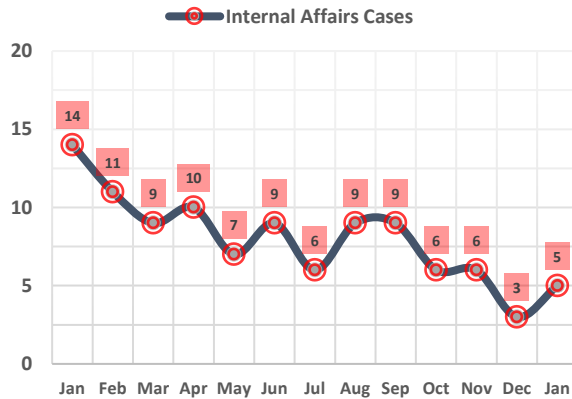
BICYCLE THEFT



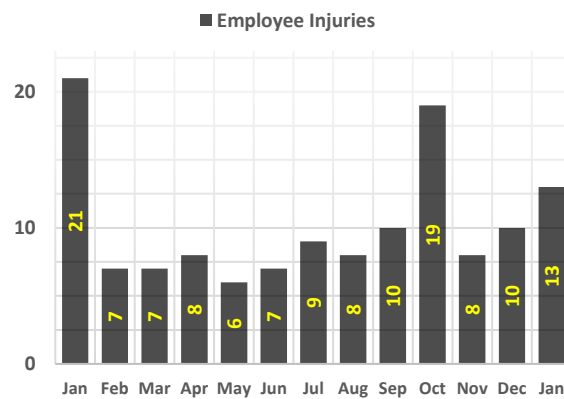
BATTERY / ASSAULT ON BART



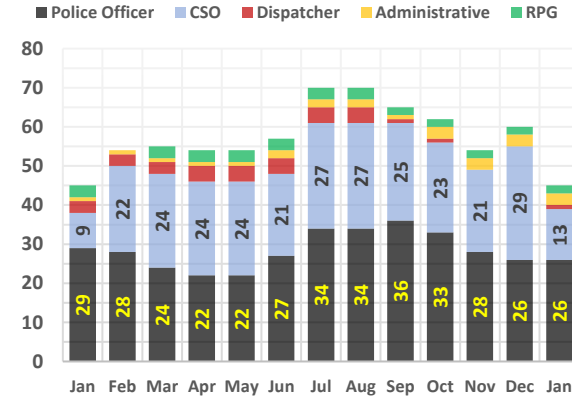
INTERNAL AFFAIRS COMPLAINTS



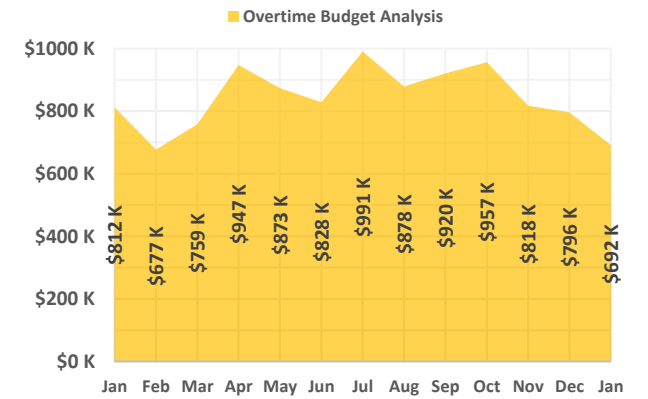
EMPLOYEE INJURIES



VACANCIES



OVERTIME UTILIZATION (IN THOUSANDS)





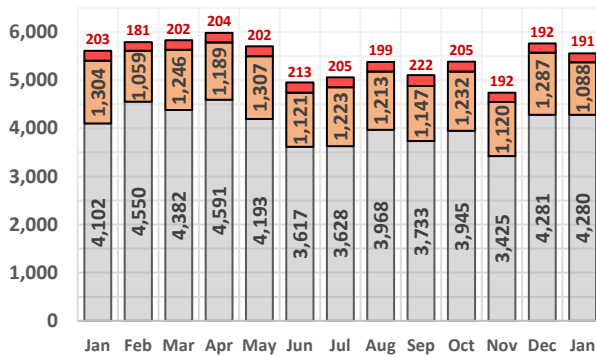
Bay Area Rapid Transit Police Department

101 8th St, Oakland, CA, 94607 (510) 464-7000 www.bart.gov/police

January 2020 Performance Measurement Review - Systemwide

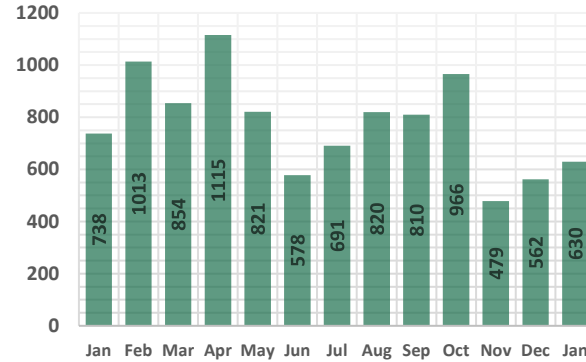
PRIORITY TYPE 1 - 3 CALLS

Priority 3 Calls Priority 2 Calls Emergency P1 Calls



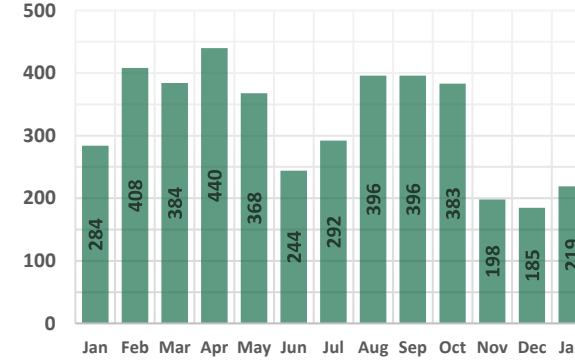
FARE EVASION CAD CALLS

Dispatch Fare Evasion Calls



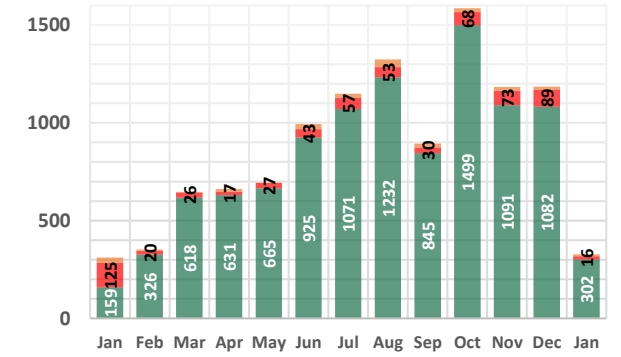
FARE EVASION CITATIONS

Systemwide 640(c)(1) Citations

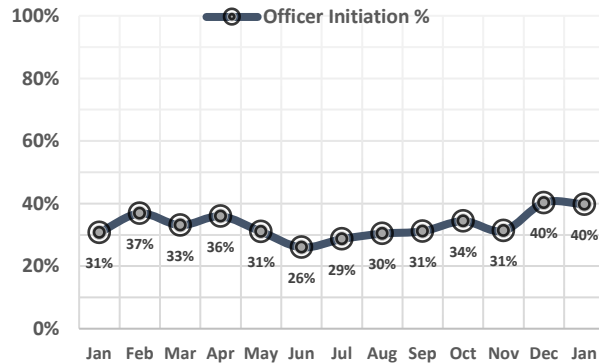


PROOF OF PAYMENT CITATIONS

Adult Juvenile Juvenile Fare Evasion

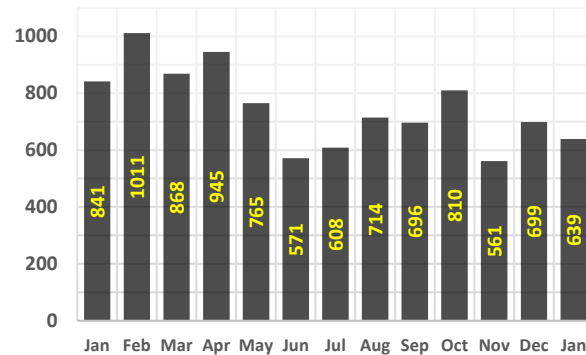


OFFICER-INITIATED INCIDENTS DISTRICTWIDE



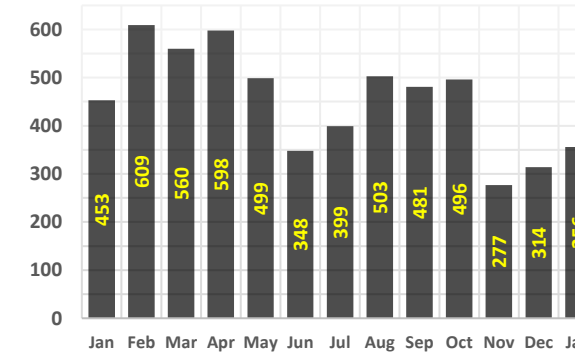
FIELD INTERVIEWS

All Field Interviews



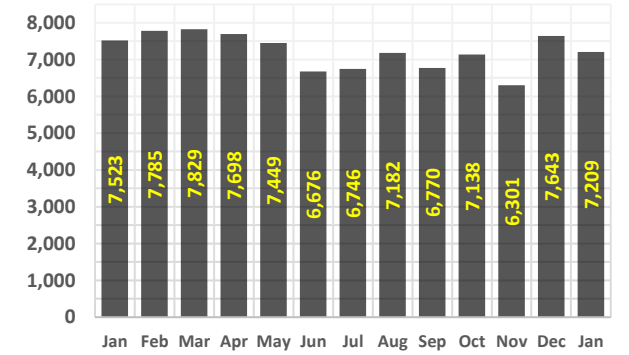
ALL CITATIONS

Citations Issued



CALLS TO DISPATCH

Total CAD Events





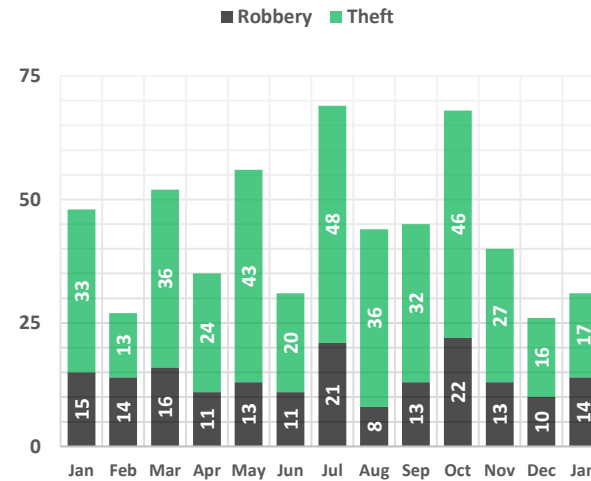
Bay Area Rapid Transit Police Department

101 8th St, Oakland, CA, 94607 (510) 464-7000 www.bart.gov/police

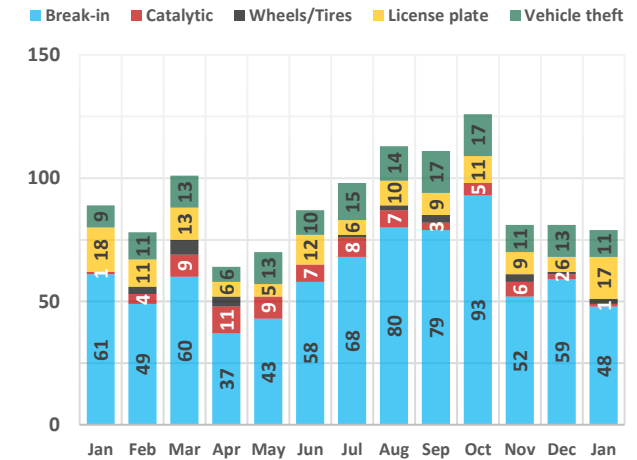
January 2020 Performance Measurement Review - **Alameda County**

PART 1 UCR Crime	2017	2018	2019	Jan '19	Jan '20	PCT %
Homicide	0	2	1	0	0	-%
Rape	6	3	2	0	1	-%
Robbery	191	211	229	20	23	+15%
Aggravated Assault	73	87	52	5	4	-20%
Violent Crime Subtotal	270	303	284	25	28	+12%
Burglary (Structural)	8	11	13	1	0	-100%
Larceny & Auto Burglary	1,471	1,262	1,634	140	107	-24%
Auto Theft	266	201	149	9	11	+22%
Arson	2	3	5	0	11	-%
Property Crime Subtotal	1,747	1,477	1,801	150	129	-14%
TOTAL	2,017	1,780	2,085	175	157	-10%

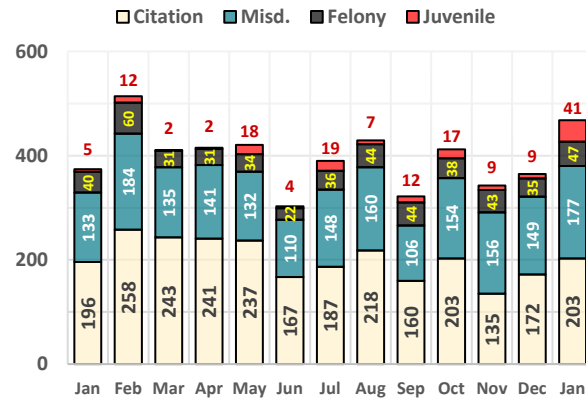
ALAMEDA ELECTRONICS THEFTS



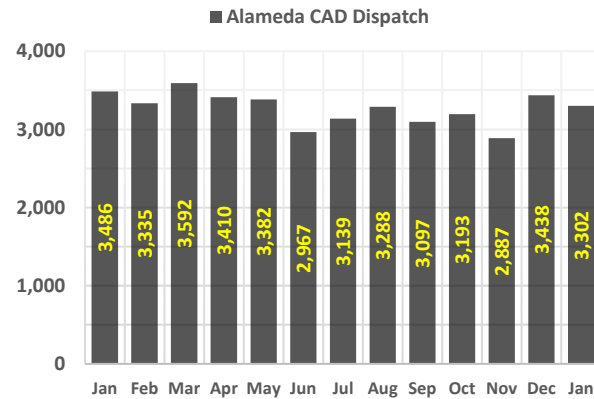
ALAMEDA VEHICLE CRIMES



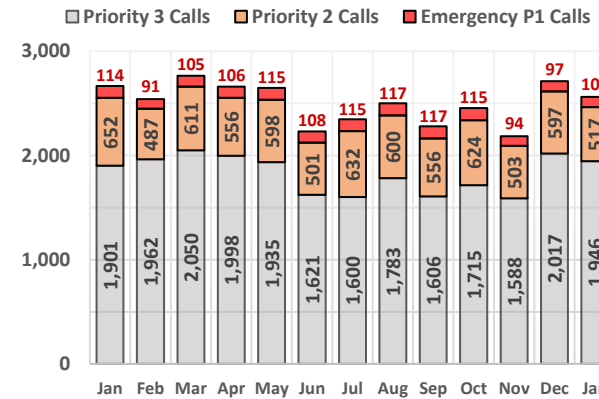
ALAMEDA ARRESTS & CITATIONS



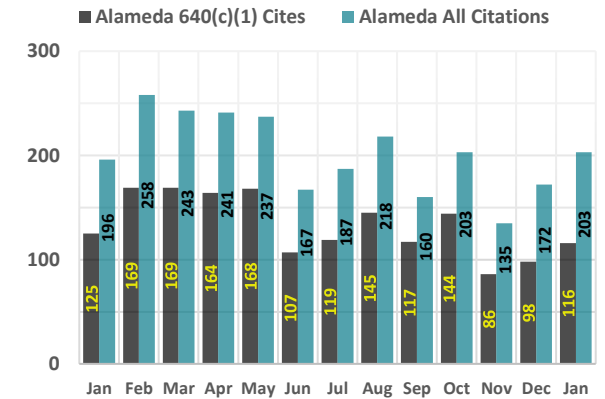
ALAMEDA CALLS TO DISPATCH



ALAMEDA PRIORITY 1 - 3 CALLS



ALAMEDA FARE EVASION



Preface: The data is retrieved from the BART Police Database and remains unaudited until corrections. Numbers may differ from the reported data in the Uniform Crime Reporting (UCR) program.

Late reporting, the reclassification or unbounding of crimes, can affect crime statistics. Overtime costs are projected numbers. Information in the on the Performance Measurements are subject to change.



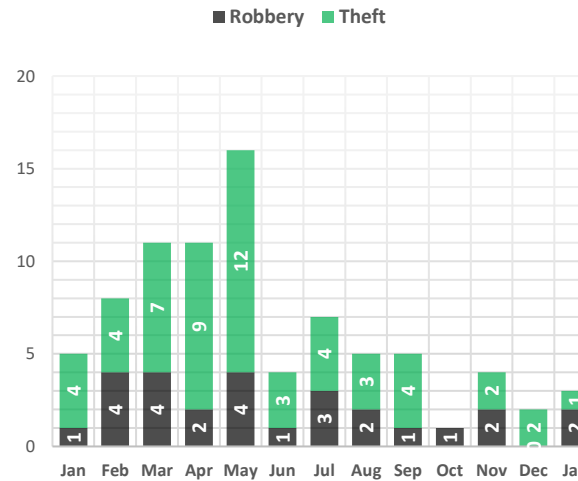
Bay Area Rapid Transit Police Department

101 8th St, Oakland, CA, 94607 (510) 464-7000 www.bart.gov/police

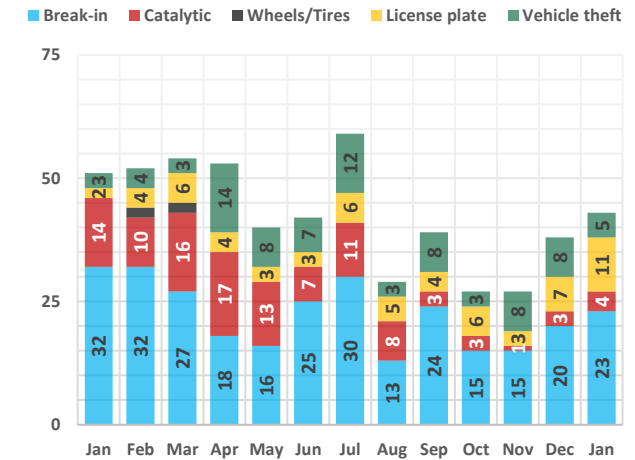
January 2020 Performance Measurement Review - **Contra Costa**

PART 1 UCR Crime	2017	2018	2019	Jan '19	Jan '20	PCT %
Homicide	0	1	0	0	0	-%
Rape	1	0	4	1	0	-100%
Robbery	35	29	34	3	3	0%
Aggravated Assault	23	20	23	0	0	-%
Violent Crime Subtotal	59	50	61	4	3	-25%
Burglary (Structural)	2	1	2	0	0	-%
Larceny & Auto Burglary	675	669	592	54	47	-13%
Auto Theft	134	124	81	3	5	+67%
Arson	3	1	0	0	0	-%
Property Crime Subtotal	814	795	675	57	52	-9%
TOTAL	873	845	736	61	55	-10%

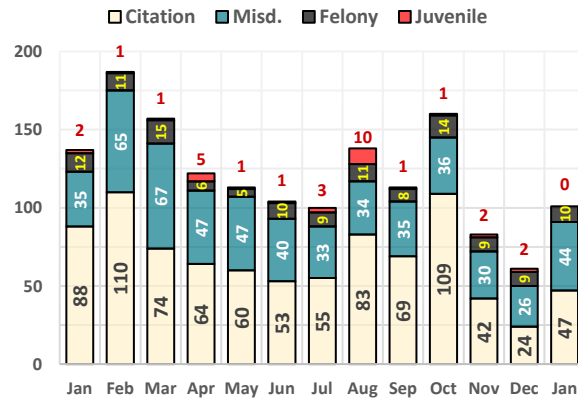
COCO ELECTRONICS THEFTS



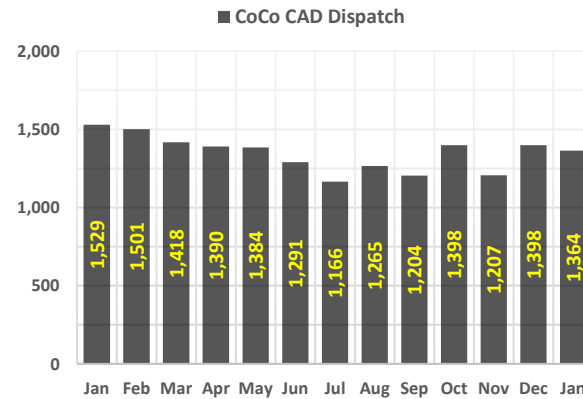
COCO VEHICLE CRIMES



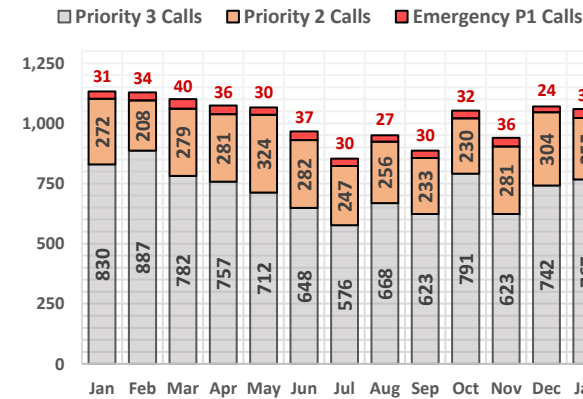
COCO ARRESTS & CITATIONS



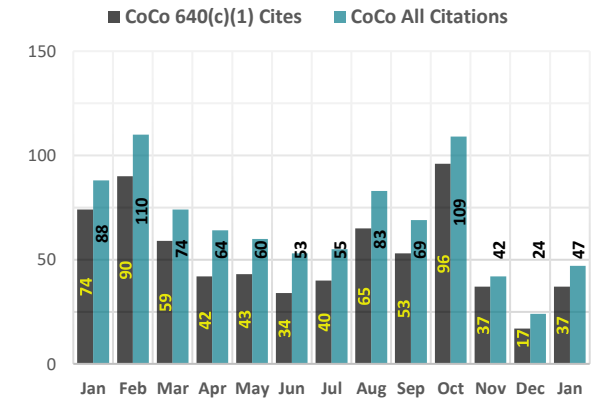
COCO CALLS TO DISPATCH



COCO PRIORITY 1 - 3 CALLS



COCO FARE EVASION



Preface: The data is retrieved from the BART Police Database and remains unaudited until corrections. Numbers may differ from the reported data in the Uniform Crime Reporting (UCR) program.

Late reporting, the reclassification or unfinding of crimes, can affect crime statistics. Overtime costs are projected numbers. Information in the on the Performance Measurements are subject to change.



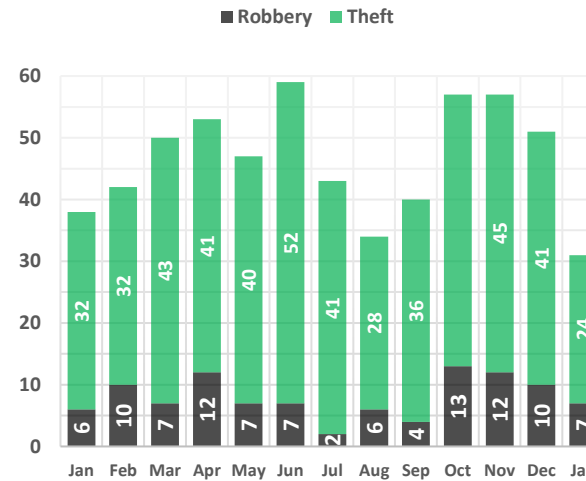
Bay Area Rapid Transit Police Department

101 8th St, Oakland, CA, 94607 (510) 464-7000 www.bart.gov/police

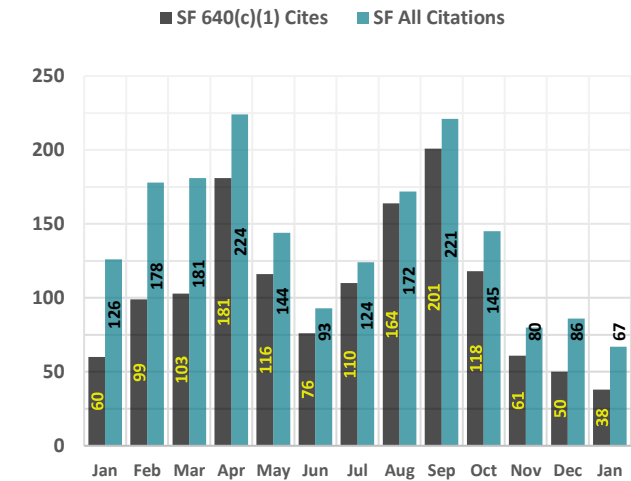
January 2020 Performance Measurement Review - San Francisco

PART 1 UCR Crime	2017	2018	2019	Jan '19	Jan '20	PCT %
Homicide	0	0	0	0	0	-%
Rape	0	0	0	1	0	-100%
Robbery	49	97	104	6	8	+33%
Aggravated Assault	23	18	28	5	2	-60%
Violent Crime Subtotal	72	115	132	12	10	-17%
Burglary (Structural)	5	6	4	0	0	-%
Larceny & Auto Burglary	244	473	619	54	47	-13%
Auto Theft	2	1	1	0	0	-%
Arson	0	0	0	0	0	-%
Property Crime Subtotal	251	480	624	54	47	-13%
TOTAL	323	595	756	66	57	-14%

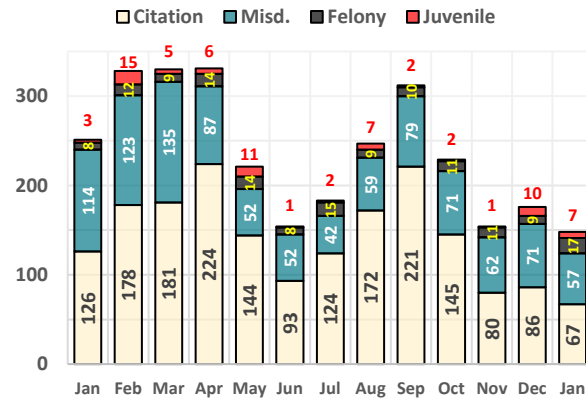
SF ELECTRONICS THEFTS



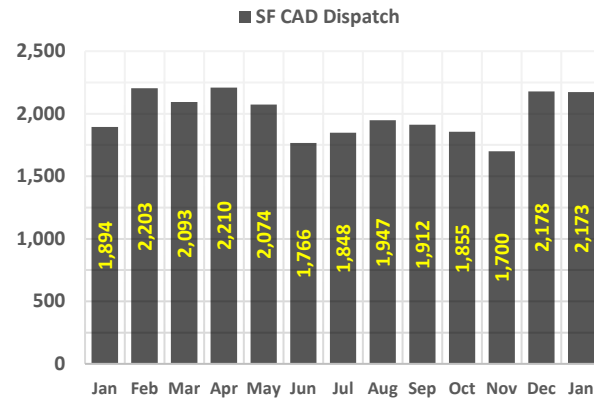
SF FARE EVASION



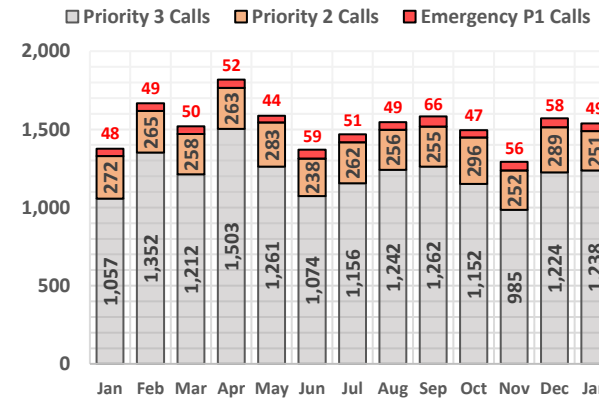
SF ARRESTS & CITATIONS



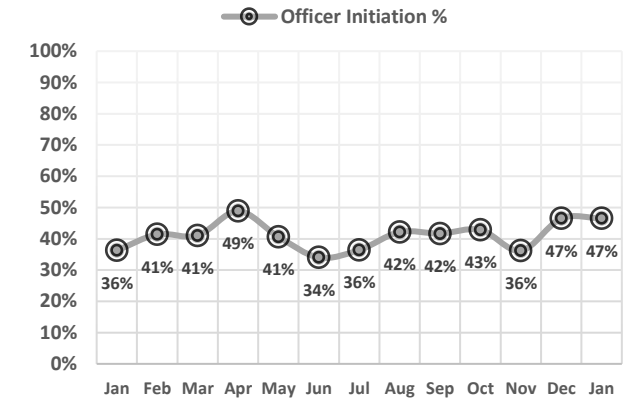
SF CALLS TO DISPATCH



SF PRIORITY 1 - 3 CALLS



SF OFFICER-INITIATED INCIDENTS



Preface: The data is retrieved from the BART Police Database and remains unaudited until corrections. Numbers may differ from the reported data in the Uniform Crime Reporting (UCR) program.

Late reporting, the reclassification or unbounding of crimes, can affect crime statistics. Overtime costs are projected numbers. Information in the on the Performance Measurements are subject to change.



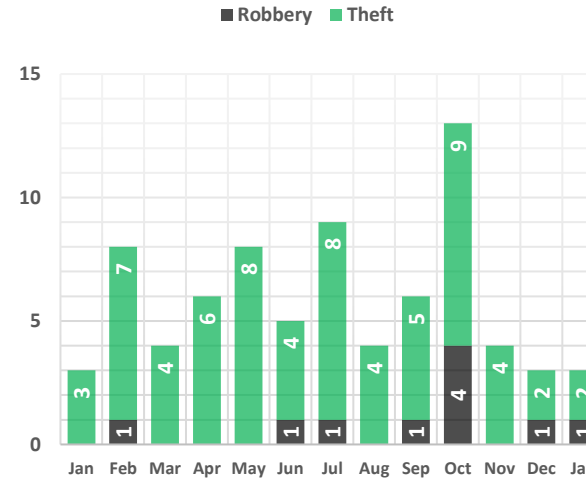
Bay Area Rapid Transit Police Department

101 8th St, Oakland, CA, 94607 (510) 464-7000 www.bart.gov/police

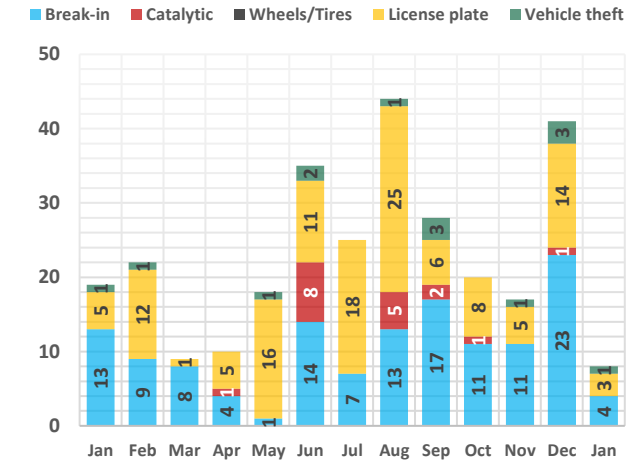
January 2020 Performance Measurement Review - **San Mateo**

PART 1 UCR Crime	2017	2018	2019	Jan '19	Jan '20	PCT %
Homicide	0	0	0	0	0	-%
Rape	1	0	1	0	0	-%
Robbery	15	8	13	2	1	-50%
Aggravated Assault	6	5	8	0	2	-%
Violent Crime Subtotal	22	13	22	2	3	+50%
Burglary (Structural)	0	0	0	0	0	-%
Larceny & Auto Burglary	208	161	332	23	12	-48%
Auto Theft	18	19	13	1	1	0%
Arson	0	0	0	0	0	-%
Property Crime Subtotal	226	180	345	24	13	-46%
TOTAL	248	193	367	26	16	-38%

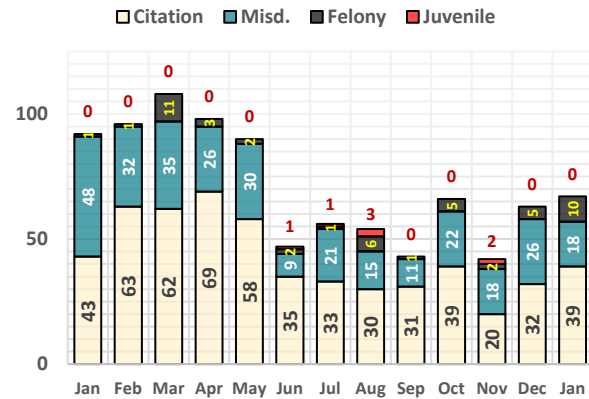
SAN MATEO ELECTRONICS THEFTS



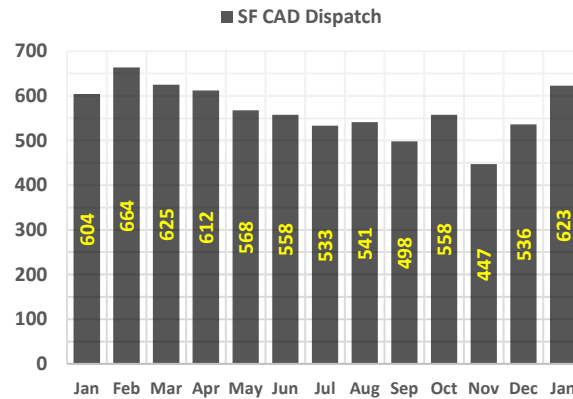
SAN MATEO VEHICLE CRIMES



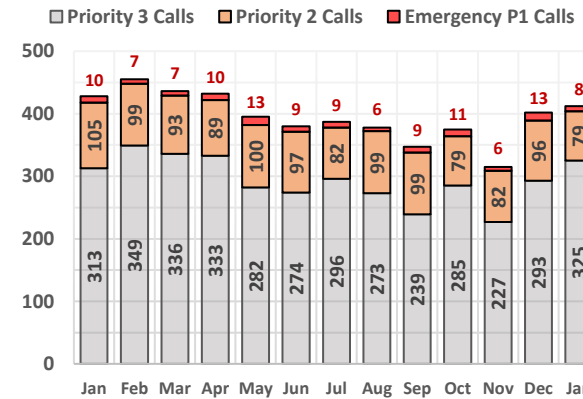
SMC ARRESTS & CITATIONS



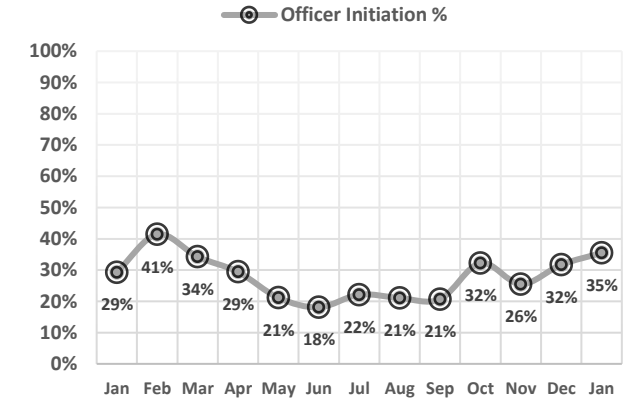
SMC CALLS TO DISPATCH



SMC PRIORITY 1 - 3 CALLS



SMC OFFICER-INITIATED INCIDENTS



Preface: The data is retrieved from the BART Police Database and remains unaudited until corrections. Numbers may differ from the reported data in the Uniform Crime Reporting (UCR) program.

Late reporting, the reclassification or unfinding of crimes, can affect crime statistics. Overtime costs are projected numbers. Information in the on the Performance Measurements are subject to change.

Enforcement Contacts - 2020

	Jan	Feb	Mar	Apr	May	Jun	Jul	Aug	Sep	Oct	Nov	Dec	Total
Felony Arrest	54												
YTD 2020	54												
Misd. Arrest	182												
YTD 2020	182												
Infraction Cites	276												
YTD 2020	276												
Field Interview	639												
YTD 2020	639												

Enforcement Contacts - 2019

	Jan	Feb	Mar	Apr	May	Jun	Jul	Aug	Sep	Oct	Nov	Dec	Total
Felony Arrest	47	71	50	43	46	35	53	47	48	47	53	40	580
YTD 2019	47	118	168	211	257	292	345	392	440	487	540	580	
Misd. Arrest	179	206	186	176	160	117	149	162	130	144	122	152	1,883
YTD 2019	179	385	571	747	907	1,024	1,173	1,335	1,465	1,609	1,731	1,883	
Infraction Cites	339	481	448	518	439	284	342	439	432	427	231	242	4,622
YTD 2019	339	820	1,268	1,786	2,225	2,509	2,851	3,290	3,722	4,149	4,380	4,622	
Field Interview	841	1,011	869	945	765	571	608	714	696	810	561	699	9,090
YTD 2019	841	1,852	2,721	3,666	4,431	5,002	5,610	6,324	7,020	7,830	8,391	9,090	

Enforcement Contacts - 2018

	Jan	Feb	Mar	Apr	May	Jun	Jul	Aug	Sep	Oct	Nov	Dec	Total
Felony Arrest	39	31	44	46	42	33	44	35	29	44	36	46	469
YTD 2018	39	70	114	160	202	235	279	314	343	387	423	469	
Misd. Arrest	86	102	112	80	96	121	98	97	89	139	126	124	1,270
YTD 2018	86	188	300	380	476	597	695	792	881	1,020	1,146	1,270	
Infraction Cites	454	432	504	190	311	265	225	258	183	245	161	193	3,421
YTD 2018	454	886	1,390	1,580	1,891	2,156	2,381	2,639	2,822	3,067	3,228	3,421	
Field Interview	560	604	607	487	554	561	562	674	456	610	503	466	6,644
YTD 2018	560	1,164	1,771	2,258	2,812	3,373	3,935	4,609	5,065	5,675	6,178	6,644	

Parking Enforcement - 2020

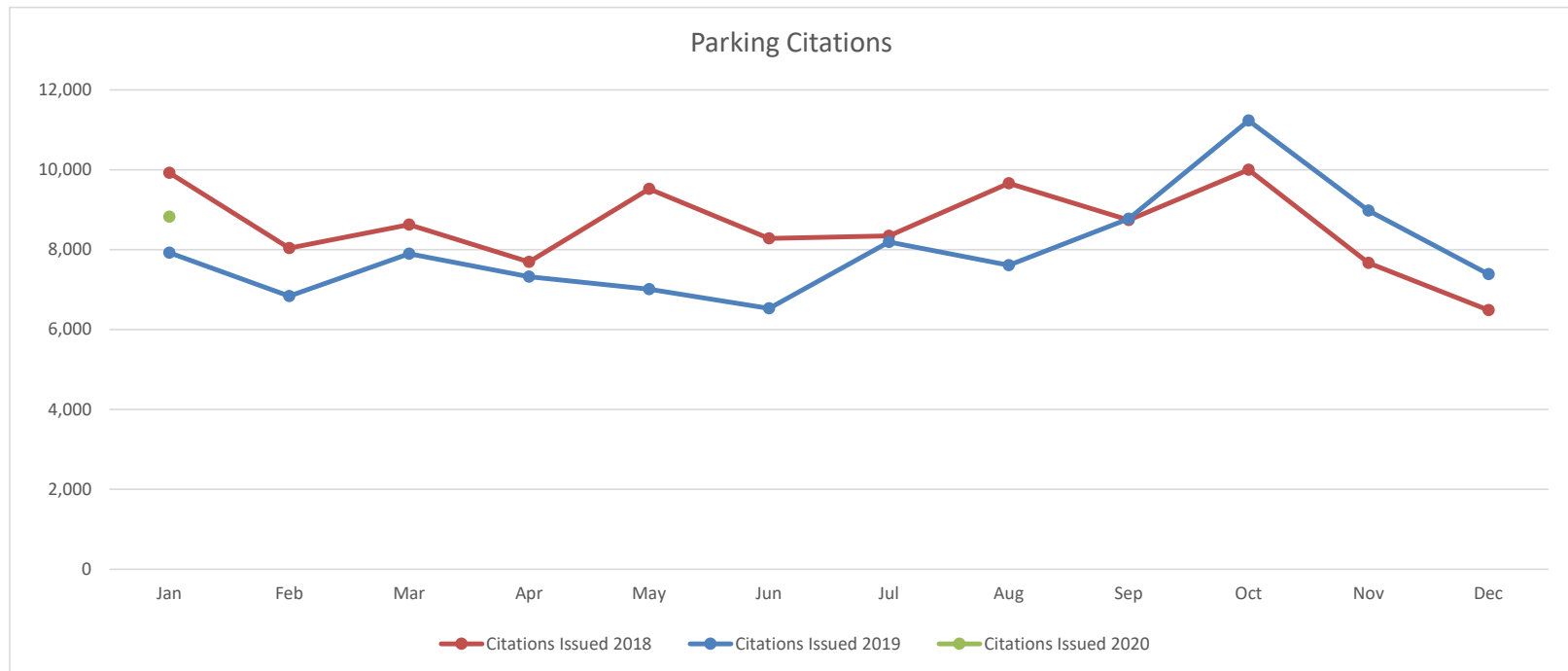
	Jan	Feb	Mar	Apr	May	Jun	Jul	Aug	Sep	Oct	Nov	Dec	Total
Citations Issued	8,824												
YTD 2020	8,824												
Contested	1,771												
YTD 2020	1,771												
Dismissed	1,179												
YTD 2020	1,179												

Parking Enforcement - 2019

	Jan	Feb	Mar	Apr	May	Jun	Jul	Aug	Sep	Oct	Nov	Dec	Total
Citations Issued	7,927	6,837	7,897	7,322	7,010	6,530	8,191	7,614	8,777	11,234	8,979	7,390	95,708
YTD 2019	7,927	14,764	22,661	29,983	36,993	43,523	51,714	59,328	68,105	79,339	88,318	95,708	
Contested	1,654	1,605	1,838	1,386	1,803	1,447	1,808	1,682	1,789	2,307	2,086	1,634	21,039
YTD 2019	1,654	3,259	5,097	6,483	8,286	9,733	11,541	13,223	15,012	17,319	19,405	21,039	
Dismissed	1,039	983	1,155	890	1,127	890	1,160	1,008	1,018	1,396	1,340	1,062	13,068
YTD 2019	1,039	2,022	3,177	4,067	5,194	6,084	7,244	8,252	9,270	10,666	12,006	13,068	

Parking Enforcement - 2018

	Jan	Feb	Mar	Apr	May	Jun	Jul	Aug	Sep	Oct	Nov	Dec	Total
Citations Issued	9,925	8,042	8,629	7,697	9,520	8,281	8,344	9,661	8,744	10,001	7,671	6,488	103,003
YTD 2018	9,925	17,967	26,596	34,293	43,813	52,094	60,438	70,099	78,843	88,844	96,515	103,003	
Contested	2,121	1,808	2,152	1,782	1,827	2,053	1,958	2,211	2,060	2,314	1,925	1,667	23,878
YTD 2018	2,121	3,929	6,081	7,863	9,690	11,743	13,701	15,912	17,972	20,286	22,211	23,878	
Dismissed	1,502	1,200	1,448	1,160	1,152	1,294	1,223	1,438	1,309	1,489	1,197	1,037	15,449
YTD 2018	1,502	2,702	4,150	5,310	6,462	7,756	8,979	10,417	11,726	13,215	14,412	15,449	



Warrant Arrests

	Jan	Feb	Mar	Apr	May	Jun	Jul	Aug	Sep	Oct	Nov	Dec
2020												
BART Felony Warrants	0											
BART Misdemeanor Warrants	4											
O/S Felony Warrants	21											
O/S Misdemeanor Warrants	75											
Monthly Total	100											
YTD Total	100											
2019												
BART Felony Warrants	2	2	1	2	1	1	1	0	0	3	0	0
BART Misdemeanor Warrants	2	13	3	5	0	3	7	10	2	2	3	7
O/S Felony Warrants	20	37	27	19	16	14	29	15	17	25	25	20
O/S Misdemeanor Warrants	72	76	87	75	61	43	60	55	66	71	86	64
Monthly Total	96	128	118	101	78	61	97	80	85	101	114	91
YTD Total	96	224	342	443	521	582	679	759	844	945	1,059	1,150
2018												
BART Felony Warrants	2	1	3	0	2	1	2	2	2	0	1	0
BART Misdemeanor Warrants	2	3	2	2	5	5	1	3	5	7	2	4
O/S Felony Warrants	11	10	16	25	25	15	14	13	9	22	16	20
O/S Misdemeanor Warrants	36	37	67	46	57	63	57	48	32	58	44	52
Monthly Total	51	51	88	73	89	84	74	66	48	87	63	76
YTD Total	51	102	190	263	352	436	510	576	624	711	774	850



San Francisco Bay Area Rapid Transit Police Department Criminal Investigations Division Monthly Summary Report Jan, 2020

Detective Assignments

Total number of cases assigned to detectives during the month	Number of cases that are still being investigated by detectives	Number of cases that all current leads have been exhausted	Number of cases that were sent to the district attorney's offices for a review	Number of cases that the district attorney's offices has not made a final disposition	Number of cases that were charged/probation violation by the district attorney	Number of cases that were not charged by the district attorney's offices	Percentage of cases that the district attorney's offices filed charges	Total number of cases that are assigned to a detective as of February 1, 2020
209	54	16	139	93	34	12	24%	254

Submitted By: Sgt. J. Guerra #S52

Date: 2/10/2020

San Francisco Bay Area Rapid Transit Police Department Criminal Investigations Division January 2020

Detective Closure Rate

	Total number of cases assigned to detectives previous 12 months (February 2019 - January 2020)	Number of cases that are still being investigated by detectives	Number of cases that all current leads have been exhausted	Percentage of cases that all current leads have been exhausted	Number of cases closed by arrest or identification of suspect	Percentage of cases closed by arrest or identification of suspect	Percentage of Open Cases
	3085	236	1020	33%	1825	59%	8%
Plumley D68	453	58	138	30%	257	57%	13%
Medeiros D65	416	59	171	41%	189	45%	14%
Krehbiel D72	480	9	6	1%	175	36%	2%
Rosenbaum D67	359	34	82	23%	257	72%	9%
Ulep D74	489	22	84	17%	385	79%	4%
Jones D70	304	69	134	44%	115	38%	23%
Roan D71	6	3	1	17%	1	17%	50%

CASES IN DETECTIVE QUEUE

	<i>Total</i>	<i>Past 60 days</i>
Plumley D68	58	33
Medeiros D65	59	23
Krehbiel D72	9	0
Rosenbaum D67	34	11
Ulep D74	22	1
Jones D70	69	43
Roan D71	3	0

Submitted by: Sgt. J. Guerra #S52

Date: February 10, 2020

Assembly Bill 716 - 2020

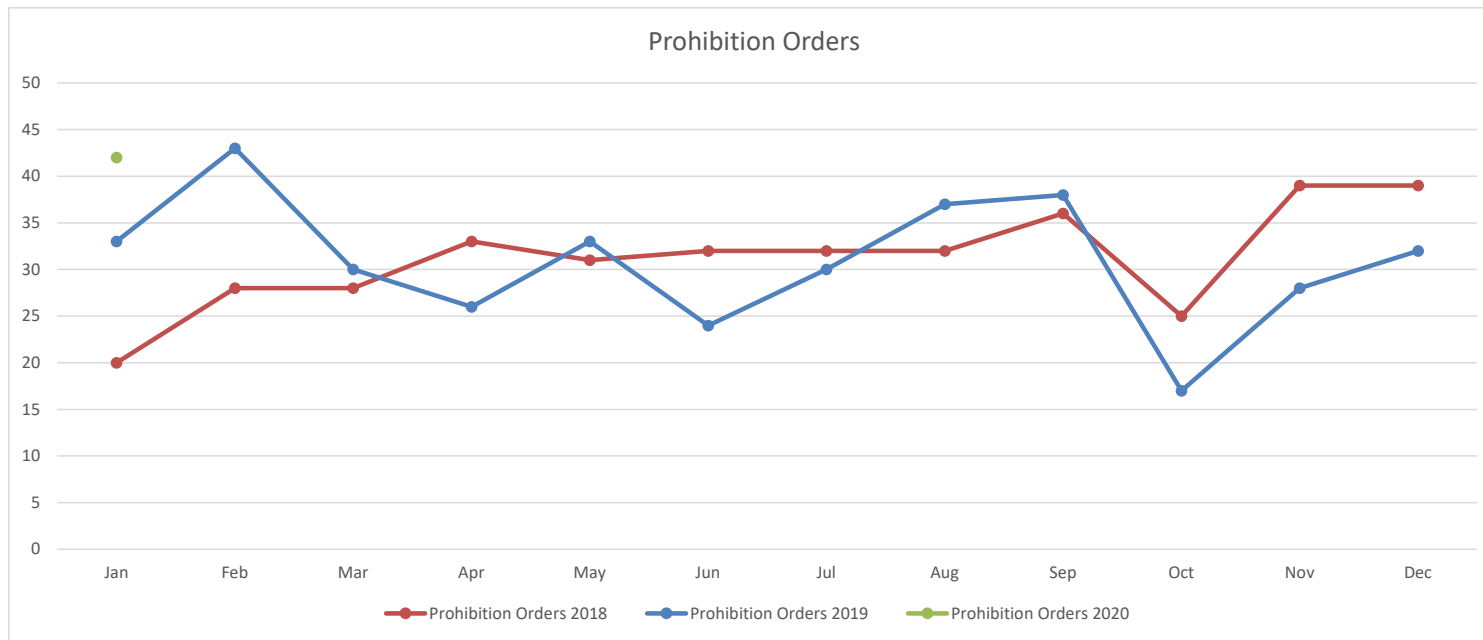
	Jan	Feb	Mar	Apr	May	Jun	Jul	Aug	Sep	Oct	Nov	Dec	Total
Prohibition Orders Issued	42												
YTD 2020	42												

Assembly Bill 716 - 2019

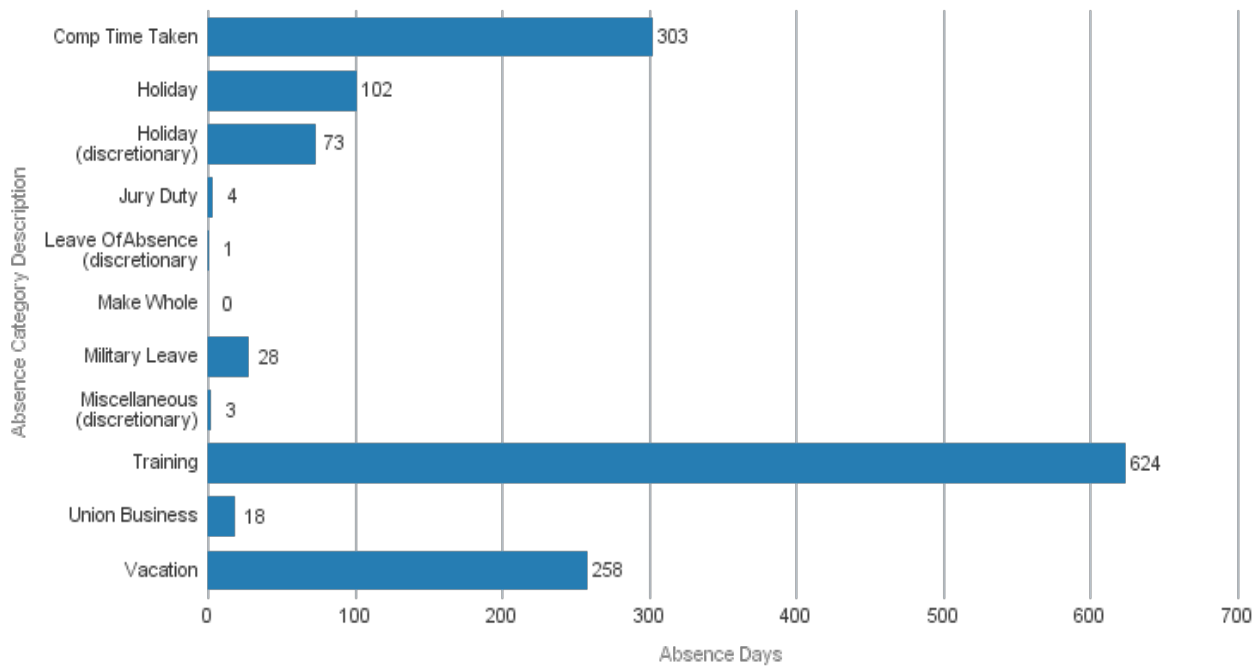
	Jan	Feb	Mar	Apr	May	Jun	Jul	Aug	Sep	Oct	Nov	Dec	Total
Prohibition Orders Issued	33	43	30	26	33	24	30	37	38	17	28	32	371
YTD 2019	33	76	106	132	165	189	219	256	294	311	339	371	

Assembly Bill 716 - 2018

	Jan	Feb	Mar	Apr	May	Jun	Jul	Aug	Sep	Oct	Nov	Dec	Total
Prohibition Orders Issued	20	28	28	33	31	32	32	32	36	25	39	39	375
YTD 2018	20	48	76	109	140	172	204	236	272	297	336	375	

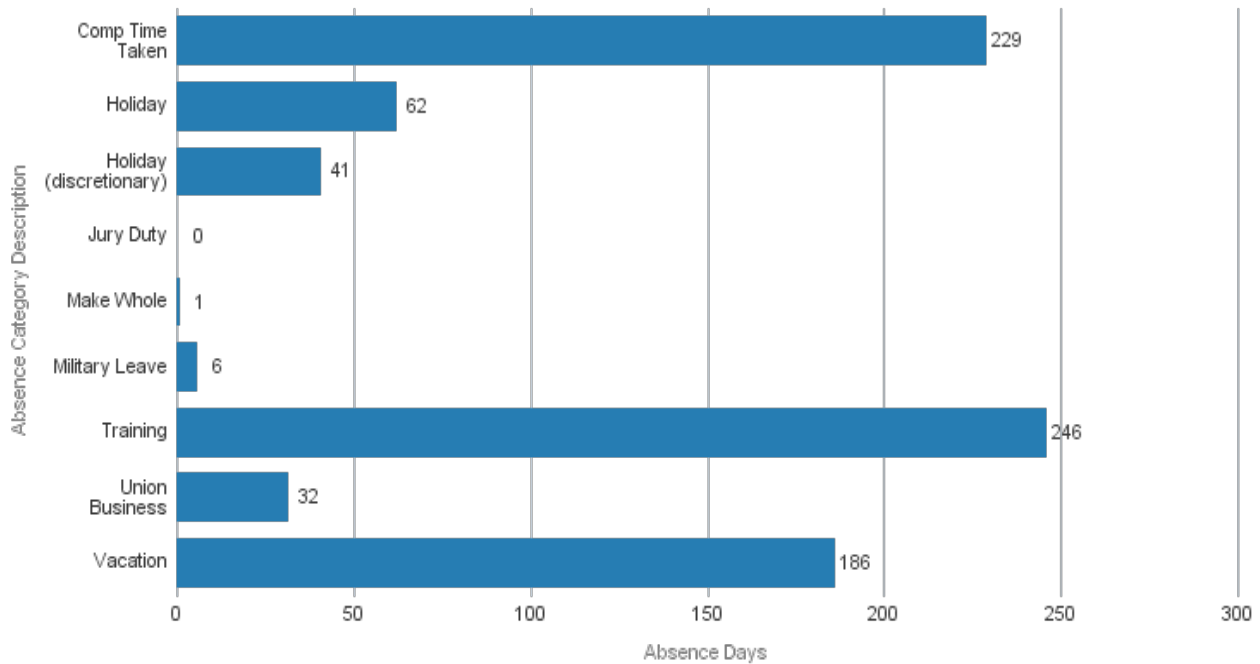


Scheduled Absence Overview - January 2020



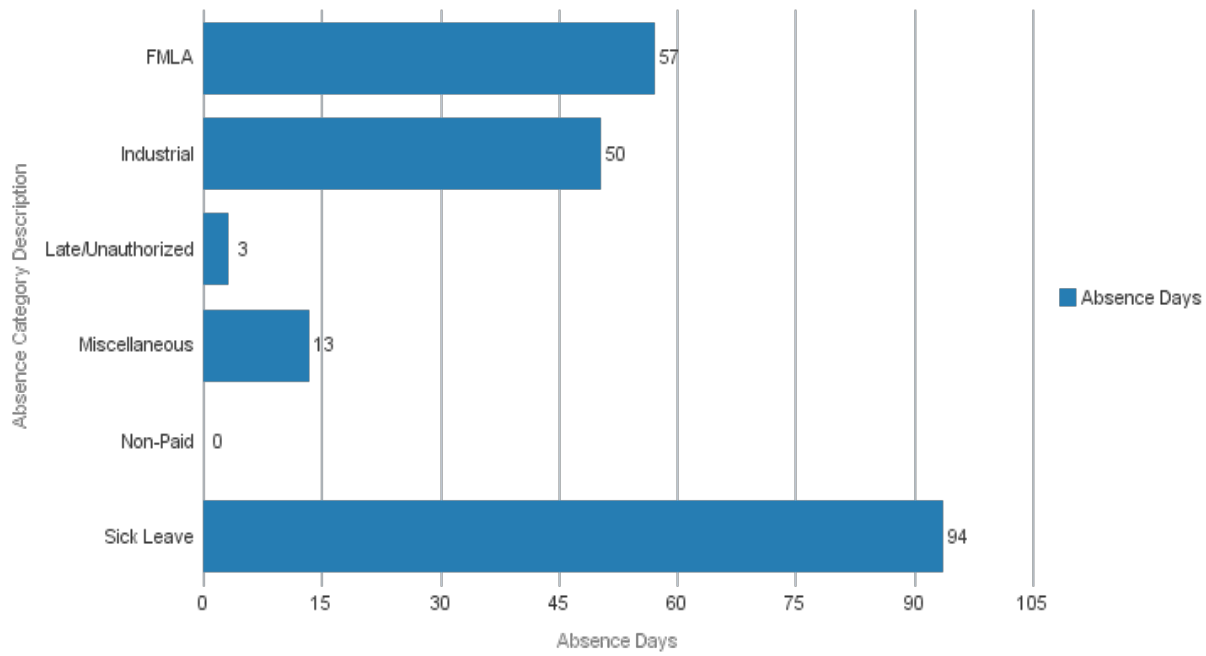
Absence Category Description	Absence Hours	Absence Days	% Total
Comp Time Taken	3,031	303	21%
Holiday	924	102	7%
Holiday (discretionary)	662	73	5%
Jury Duty	32	4	0%
Leave OfAbsence (discretionary)	13	1	0%
Make Whole	4	0	0%
Military Leave	280	28	2%
Miscellaneous (discretionary)	24	3	0%
Training	5,249	624	44%
Union Business	216	18	1%
Vacation	2,579	258	18%
Grand Total	13,013	1,414	100%

Scheduled Absence Overview - January 2019



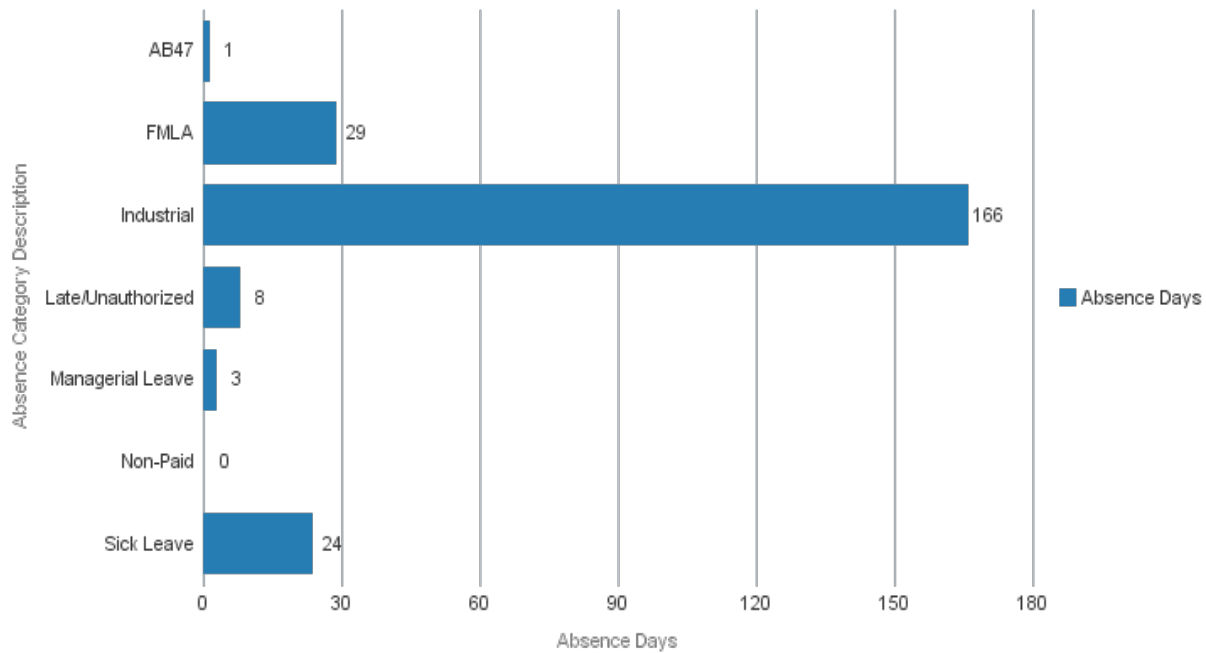
Absence Category Description	Absence Hours	Absence Days	% Total
Comp Time Taken	2,336	229	28%
Holiday	563	62	8%
Holiday (discretionary)	398	41	5%
Jury Duty	4	0	0%
Make Whole	10	1	0%
Military Leave	60	6	1%
Training	2,175	246	31%
Union Business	335	32	4%
Vacation	1,767	186	23%
Grand Total	7,649	803	100%

Unscheduled Absence Overview - January 2020



Absence Category Description	Absence Hours	Absence Days	% Total
FMLA	563	57	26%
Industrial	529	50	23%
Late/Unauthorized	34	3	1%
Miscellaneous	134	13	6%
Non-Paid	1	0	0%
Sick Leave	886	94	43%
Grand Total	2,146	218	100%

Unscheduled Absence Overview - January 2019



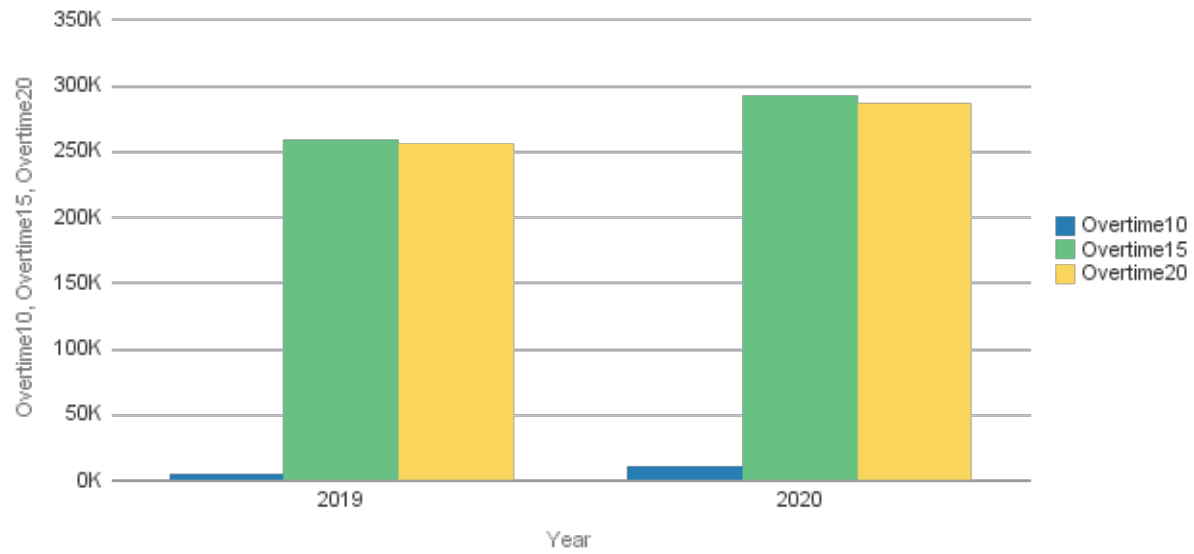
Absence Category Description	Absence Hours	Absence Days	% Total
AB47	16	1	1%
FMLA	312	29	13%
Industrial	1,623	166	72%
Late/Unauthorized	84	8	4%
Managerial Leave	30	3	1%
Non-Paid	3	0	0%
Sick Leave	234	24	10%
Grand Total	2,302	232	100%

BART PD OVERTIME MONTHLY REPORT

January 2020

Activity Name	Activity ID	2019			2020		
		Overtime10	Overtime15	Overtime20	Overtime10	Overtime15	Overtime20
Admin	ADMIN	0	722	384	0	1,571	0
Admin Pool CapRR	ADMIN	0	722	384	0	1,571	0
AdminSuppor to be allocated	ADMIN	0	722	384	0	1,571	0
Administration	ADMIN	0	722	384	0	1,571	0
Adv Officer Training	ADVOF	688	13,051	9,608	912	7,691	8,833
BART Labor	BLABR	0	3	512	0	2	0
BF OT Admin Leave BPD	BFALV	0	0	0	0	858	1,494
BF OT Discr Day BPD	BFDSC	0	0	0	0	5,387	4,943
BF OT Industrial Leave BPD	BFILV	0	7,366	6,921	0	4,909	16,375
BF OT Minimum Rest	BFRST	0	33	0	0	475	0
BF OT Patrol TRN	BFTRN	265	1,618	2,331	0	768	2,315
BF OT Recovery Day	BFRCV	0	4,714	14,600	1,284	12,828	14,043
BF OT Training BPD	BFTRN	265	1,618	2,331	0	768	2,315
BF OT Vacancy BPD	BFVCN	108	25,991	41,285	1,922	39,069	71,424
BF OT Vacation BPD	BFVAC	9	23,068	33,006	3,037	25,995	44,340
BF Sick/FMLA/Brvment	BFSLV	530	7,269	19,009	0	29,452	15,686
Backfill for Negotiations	BCKFL	0	125	0	0	0	0
Boardroom Security	BRDRM	0	1,119	3,157	0	0	2,086
COPPS Project/Event	COPPS	0	1,380	264	0	1,091	760
Capital Pool CapRR	ADMIN	0	722	384	0	1,571	0
Coliseum Events	CEOPS	0	9,545	6,649	0	0	429
Court Appearance	COURT	0	1,909	636	0	272	0
Crowd Ctrl for Spec	CROWD	0	0	1,110	0	0	1,466
Detectives Unit OT	INVST	0	5,522	1,559	156	6,681	1,090
EMS/OWS Pltfrm Detail	PLTFM	219	13,838	7,784	272	7,031	4,836
Evidence Collection	EVIDN	0	2,437	1,312	0	0	0
Explorer Advisors	EXPLR	0	1,689	0	0	305	0
Final Design	FDSGN	0	1,572	6,448	0	5,073	7,394
Fire Alarms	FIREA	0	0	0	0	0	481
Fire Watch	FIRE1	0	0	0	0	0	394

Held Over/Late Case	HLDV	0	14,723	1,588	0	14,778	184
Honor Guard Detail	HONOR	0	695	766	0	0	0
IA Unit Overtime	IAUNT	0	4,270	915	0	7,094	1,143
K-9 Team Training	K9TTR	0	899	2,547	0	0	0
MTC SECURITY	MTCS	0	240	0	0	197	0
Meeting Attendance	MTNGS	0	7,068	9,320	0	6,050	572
Mutual Aid Fire	FIREA	0	0	0	0	0	481
New Year's Eve SVC 2	NYEVE	0	2,525	0	0	0	0
Operating	OPER	0	0	0	0	6,295	9,750
	OPRTN	779	19,553	7,810	952	20,638	5,622
P&T Unit Overtime	PTUNT	0	6,726	6,860	0	14,848	7,816
Police Admin OT	PADMN	0	14,755	1,641	743	16,299	2,249
Police Admin Training	PATRN	0	569	0	0	0	0
Police Administration Training	PATRN	0	569	0	0	0	0
Ptrl Special Enforcement	SPECL	250	38,349	35,108	1,110	34,750	38,155
Range Staff Training	RANGE	474	1,506	918	0	0	0
SF STA CLN SEC	DSFCS	126	3,536	5,355	262	2,936	5,900
SWAT Team Expenses	SWATT	0	477	0	0	0	819
SWAT Team Training	SWATT	0	477	0	0	0	819
Special Events	SPEVN	0	480	640	0	0	0
Training	TRNNG	0	1,214	598	0	0	0
Training Other	TRNOT	160	6,163	9,303	0	3,971	8,498
Travel	TRAVEL	0	0	0	0	2,636	543
Union Business	UNBUS	0	1,872	5,893	0	4,533	2,532
Women's March	MARCH	412	3,799	5,288	0	461	0
Total		4,283	257,942	254,995	10,650	291,997	285,788
January 2020			517,219			588,435	

Overtime10, Overtime15, Overtime20

Communications Center - 2020

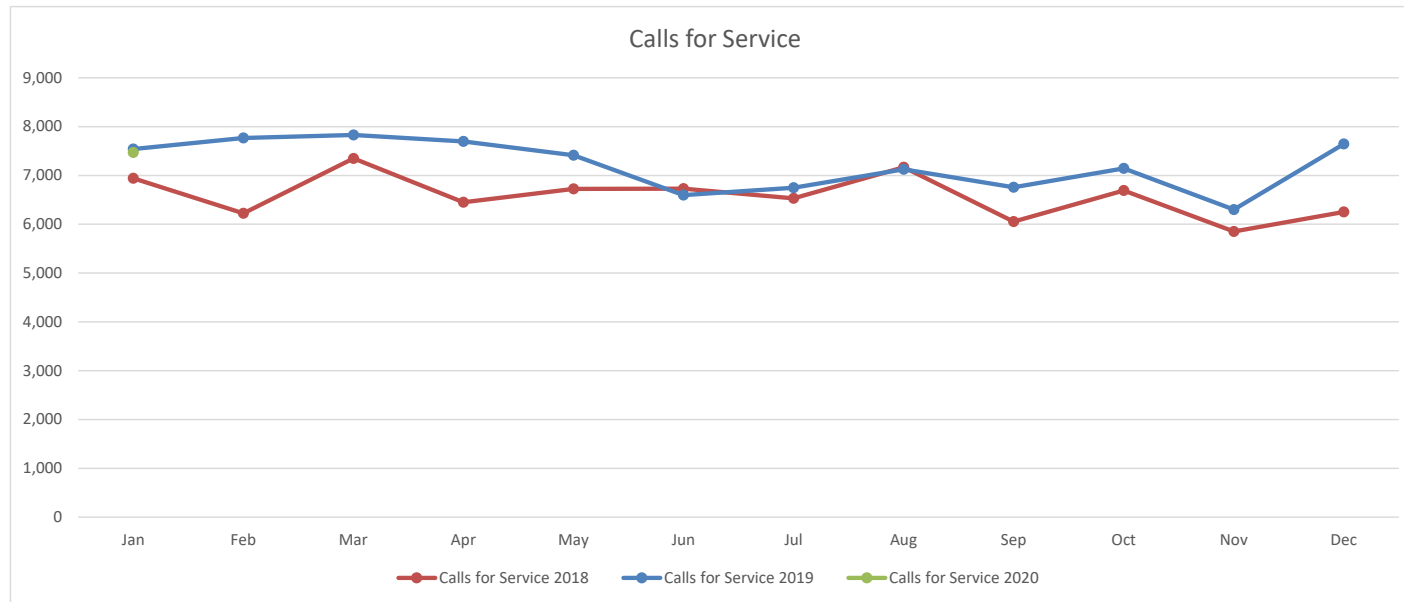
	Jan	Feb	Mar	Apr	May	Jun	Jul	Aug	Sep	Oct	Nov	Dec	Total
Calls for Service	7,470												
YTD 2020	7,470												
Priority 1 Calls	194												
YTD 2020	194												
Medical Emergencies	306												
YTD 2020	306												

Communications Center - 2019

	Jan	Feb	Mar	Apr	May	Jun	Jul	Aug	Sep	Oct	Nov	Dec	Total
Calls for Service	7,540	7,765	7,829	7,698	7,415	6,598	6,746	7,126	6,758	7,142	6,301	7,643	86,561
YTD 2019	7,540	15,305	23,134	30,832	38,247	44,845	51,591	58,717	65,475	72,617	78,918	86,561	
Priority 1 Calls	203	181	202	204	202	213	205	199	222	205	192	194	2,422
YTD 2019	203	384	586	790	992	1,205	1,410	1,609	1,831	2,036	2,228	2,422	
Medical Emergencies	361	310	370	321	396	360	318	323	339	329	329	381	4,137
YTD 2019	361	671	1,041	1,362	1,758	2,118	2,436	2,759	3,098	3,427	3,756	4,137	

Communications Center - 2018

	Jan	Feb	Mar	Apr	May	Jun	Jul	Aug	Sep	Oct	Nov	Dec	Total
Calls for Service	6,941	6,222	7,349	6,452	6,724	6,729	6,529	7,168	6,055	6,690	5,852	6,252	78,963
YTD 2018	6,941	13,163	20,512	26,964	33,688	40,417	46,946	54,114	60,169	66,859	72,711	78,963	
Priority 1 Calls	192	180	183	214	214	216	223	202	190	209	200	199	2,422
YTD 2018	192	372	555	769	983	1,199	1,422	1,624	1,814	2,023	2,223	2,422	
Medical Emergencies	414	310	344	373	386	375	341	405	342	361	321	362	4,334
YTD 2018	414	724	1,068	1,441	1,827	2,202	2,543	2,948	3,290	3,651	3,972	4,334	



BART Watch - 2020

	Jan	Feb	Mar	Apr	May	Jun	Jul	Aug	Sep	Oct	Nov	Dec	YTD
Crime in Progress	53												
Disruptive Behavior	589												
Drug Use	294												
Human Trafficking	2												
Illegally Parked Vehicle	16												
Aggressive Panhandling	40												
Report a Crime Tip	22												
Robbery/Theft	18												
Sexual Assault/Lewd Behavior	20												
Suspicious Activity	82												
Unattended Bag or Package	28												
Unsecure Door	11												
Vandalism	64												
Welfare Check	144												
Total	1383												

Total Downloads: 85,363

Total Reports Made

Anonymous: 40.55%

Non-Anonymous: 59.45%

Statistics

Statistics	Six Week Average	02/17-02/23	02/10-02/16	02/03-02/09	01/27-02/02	01/20-01/26	01/13-01/19
Alerts Sent	0.00	0	0	0	0	0	0
Description	<i>The total number of alerts sent.</i>						
Incoming Reports	381.33	317	419	359	381	396	416
Description	<i>The number of reports sent from users.</i>						
Replies to Reports	544.83	546	626	491	511	557	538
Description	<i>The number of replies sent to users from ELERTS EPICenter console.</i>						

Report Type	# of Reports (all time)	
Disruptive Behavior (A)	31861	41.26%
[none selected]	9164	11.87%
Suspicious Activity (A)	5924	7.67%
Panhandling (D)	5456	7.06%
Crime in Progress (A)	3967	5.14%
Drug Use (A)	3853	4.99%
Other (D)	3082	3.99%
Vandalism (A)	2618	3.39%
Welfare Check (A)	2351	3.04%
Panhandling or Disruptive Behavior (D)	1967	2.55%
Unattended Bag or Package (A)	1764	2.28%
Report a Crime Tip (A)	1358	1.76%
Sexual Assault / Lewd Behavior (A)	1160	1.50%
Illegally Parked Vehicle (A)	1075	1.39%
Robbery / Theft (A)	917	1.19%
Unsecure Door (A)	451	0.58%
Aggressive Panhandling (A)	159	0.21%
Human Trafficking (A)	89	0.12%
Text-a-Tip (A)	13	0.02%
Total	77229	100 %
(A) Active Disabled (D)		

Identification	Total
Anonymous	40.56 %
Description	<i>Reports sent anonymously.</i>
Non-Anonymous	59.44 %
Description	<i>Reports sent non-anonymously.</i>

App Statistics (including tests)	
Total Messages (iOS)	113374
Description	<i>Reports and replies via iOS devices.</i>
Total Messages (Android)	47891
Description	<i>Reports and replies via Android devices.</i>
Total Messages (SMS)	13
Description	<i>Reports and replies via SMS.</i>

TEST-THIS IS ONLY A TEST	# of Reports (all time)
TEST Report Total	8869

Top SMS Users	
Phone Number	Number of Reports
7817383461	6
7029071486	1
4849860547	1
5103685574	1
6312137467	1
5109789702	1
5108215151	1
9178090953	1



Office of the
**INDEPENDENT
POLICE AUDITOR**

BAY AREA RAPID TRANSIT DISTRICT

MONTHLY REPORT

February 2020

Issue date: March 9, 2020

This report is filed pursuant to the BART Citizen Oversight Model, Chapter 1-05 (B), which requires the Office of the Independent Police Auditor (OIPA) to submit reports to the BART Police Citizen Review Board (BPCRB). This report provides information for the period **February 1, 2020 through February 29, 2020.**¹

The Quantitative Report includes all complaints received and administrative investigations initiated by both OIPA and the BART Police Department (BPD) Internal Affairs Bureau.

QUANTITATIVE REPORT

	Cases Filed ²	Open Cases ³	IAB Investigations Resolved	OIPA Investigations Concluded ⁴	Cases Appealed to OIPA ⁵	Cases Appealed by BPCRB ⁶
February 2019	12	60		1	0	0
March 2019	14	57		1	0	0
April 2019	14	57		0	0	0
May 2019	10	56		2	0	0
June 2019	9	61		1	0	0
July 2019	11	61		0	0	0
August 2019	9	62		1	0	0
September 2019	13	53		1	0	0
October 2019	6	53	6	1	0	0
November 2019	10	59	2	1	0	0
December 2019	6	58	6	1	0	0
January 2020	8	53	13	2	0	0
February 2020	15	56	10*	0	0	0

TYPES OF CASES FILED

Citizen Complaints (Formal)	10
Informal Complaints ⁷	3
Administrative Investigations	2
Inquiries ⁸	0
TOTAL	15

CITIZEN COMPLAINTS RECEIVED PER DEPARTMENT⁹

OIPA	6
BART Police Department	4
TOTAL	10

* Two completed OIPA complaint investigations were removed from the list of open investigations in the IAB database having been presented to the BPCRB in closed session during their January 13, 2020 meeting.

COMPLAINTS/INVESTIGATIONS INITIATED DURING REPORTING PERIOD

During February 2020, **5 Citizen Complaints** were received by OIPA:

Complaint # (IA Case #)	Nature of Complaint	Action Taken	Days Elapsed Since Complaint Filed
1 (OIPA #20-05) (IA2020-011)	Officer #1: • Courtesy	OIPA notified BPD which Administratively Closed ¹⁰ the investigation.	35
2 (OIPA #20-07) (IA2020-015)	Officers #1-2: • Force • Arrest/Detention	OIPA notified BPD which initiated an investigation.	26
3 (OIPA #20-06) (IA2020-019)	Officer #1: • Arrest/Detention • Search or Seizure • Policy/Procedure	OIPA notified BPD which initiated an investigation.	33
4 (OIPA #20-10) (IA2020-020)	Officers #1-2: • Force	OIPA notified BPD which initiated an investigation.	18
5 (OIPA #20-11) (IA2020-022)	Officer #1: • Force • Arrest/Detention • Bias-Based Policing • Search or Seizure	OIPA notified BPD which initiated an investigation.	17

During February 2020, **4 Citizen Complaints (Formal)** were received by BPD:

Complaint # (IA Case #)	Nature of Complaint	Action Taken	Days Elapsed Since Complaint Filed
1 (IA2020-013)	Officer #1: • Conduct Unbecoming an Officer • Courtesy	BPD initiated an investigation.	26
2 (IA2020-014)	Officers #1-2: • Conduct Unbecoming an Officer	BPD initiated an investigation.	27
3 (IA2020-018)	Officers #1-2: • Policy/Procedure • Conduct Unbecoming an Officer	BPD initiated an investigation.	37
4 (IA2020-023)	Officers #1-2: • Bias-Based Policing	BPD initiated an investigation.	9

During February 2020, **1 Informal Complaint** was received by BPD:

Complaint # (IA Case #)	Nature of Complaint	Action Taken	Days Elapsed Since Investigation Initiated
1 (IA2020-016)	Employee #1: • Conduct Unbecoming	BPD initiated a Supervisor Referral. ¹¹	25

During February 2020, **2 Administrative Investigations** were initiated by BPD:

Complaint # (IA Case #)	Nature of Complaint	Action Taken	Days Elapsed Since Investigation Initiated
1 (IA2020-017)	Officers #1-2: • Force	BPD initiated an investigation.	23
2 (IA2020-021)	Officers #1-2: • Performance of Duty • Policy/Procedure	BPD initiated an investigation.	18

COMPLAINTS/INVESTIGATIONS INITIATED DURING A PRIOR REPORTING PERIOD

During January 2020, **2 Formal Complaints** were received by OIPA:

Complaint # (IA Case #)	Nature of Complaint	Action Taken	Days Elapsed Since Complaint Filed
1 (OIPA #20-03) (IA2020-010)	Officers #1-3: • Performance of Duty	BPD Reclassified as an Informal Complaint and Initiated an Investigation.	41
2 (OIPA #20-03) (IA2020-009)	Officer #1: • Performance of Duty	OIPA notified BPD which initiated an investigation.	38

During January 2020, **1 Informal Complaint** was received by BPD:

Complaint # (IA Case #)	Nature of Complaint	Action Taken	Days Elapsed Since Complaint Filed
3 (IA2020-012)	Officer #1: • Conduct Unbecoming an Officer	BPD initiated a Supervisor Referral.	47

COMPLAINTS/INVESTIGATIONS CONCLUDED DURING REPORTING PERIOD

During February 2020, **6 Citizen Complaints (Formal)** were concluded by BPD:

Complaint # (IA Case #)	Nature of Complaint	Disposition	Days Elapsed Since Complaint Filed	Days Taken to Complete Investigation
1 (IA2019-052)	One officer used unnecessary or excessive force during a contact and two officers were rude to complainant.	Officers #1-2: • Force – Unfounded Officer #1: • Conduct Unbecoming an Officer – Not Sustained Officer #2: • Conduct Unbecoming an Officer – Sustained	328	316
2 (IA2019-071)	Officer was dismissive about complainant's call for service and treated complainant improperly based on race or physical disability.	Officer #1: • Bias-Based Policing – Unfounded • Conduct Unbecoming an Officer – Unfounded •	273	244
3 (IA2019-078)	Officer treated complainant differently based on gender identity.	Officer #1: • Bias-Based Policing – Administratively Closed ¹²	252	234
4 (IA2019-087)	Officer provided insufficient information to complainant.	Officer #1: • Performance of Duty – Administratively Closed	223	206
5 (IA2019-128)	Officers were unprofessional and did not take appropriate law enforcement action and one officer improperly detained complainant.	Officers #1-2: • Performance of Duty – Administratively Closed • Conduct Unbecoming an Officer – Administratively Closed Officer #2: • Arrest/Detention – Administratively Closed	96	63
6 (IA2020-003)	Officer is engaged in criminal fraud.	Officer #1: • Criminal – Administratively Closed • Conduct Unbecoming an Officer – Administratively Closed	59	25

During February 2020, **3 Informal Complaints** were addressed by BPD:

Complaint # (IA Case #)	Nature of Complaint	Disposition	Days Elapsed Since Complaint Filed	Days Taken to Complete Investigation
1 (IA2020-007)	Officer was discourteous to complainant and refused to summon a supervisor as requested.	Officer #1: • Courtesy – Supervisor Referral	41	6
2 (IA2020-012)	Officer spoke to subject using an unprofessional tone of voice.	Officer #1: • Conduct Unbecoming an Officer – Supervisor Referral	47	21
3 (IA2019-131)	Officer refused to provide identification to complainant.	Officer #1: • Conduct Unbecoming an Officer – Supervisor Referral	86	54

During February 2020, **1 Administrative Investigation** was concluded by BPD:

Investigation # (IA Case #)	Nature of Allegations	Disposition	Days Elapsed Since Investigation Initiated	Days Taken to Address Allegation
1 (IA2019-050)	Officer did not properly investigate reported criminal activity.	Officer #1: • Performance of Duty – Sustained • Conduct Unbecoming an Officer – Sustained • Policy/Procedure – Sustained	346	313

DISCIPLINE ISSUED DURING REPORTING PERIOD

During February 2020, BPD took the following actions in cases where one or more allegations of misconduct were sustained:

Case #	Nature of Sustained Allegation(s)	Classification of Sustained Allegation(s)	Action Taken
1	Officer did not properly document a law enforcement contact.	Officer #1: • Policy/Procedure (AXON Camera)	Officer #1: • Letter of Discussion
2	Officer did not meet Departmental expectations during a law enforcement contact.	Officer #1: • Performance of Duty	Officer #1: • Non-Documented

ADDITIONAL NOTES

In accordance with the BART Citizen Oversight Model (Model), OIPA investigates certain complaints, conducts complainant-initiated appeals, and also monitors and/or reviews complaint investigations conducted by BPD. Though potentially work-intensive, some complaint investigation reviews are completed informally, with any concerns being addressed through a conference with BPD's Internal Affairs investigators. Noting the various kinds of work that OIPA undertakes with regard to complaints and investigations, the following chart includes some of the pending cases in which OIPA is involved as of the end of this reporting period.

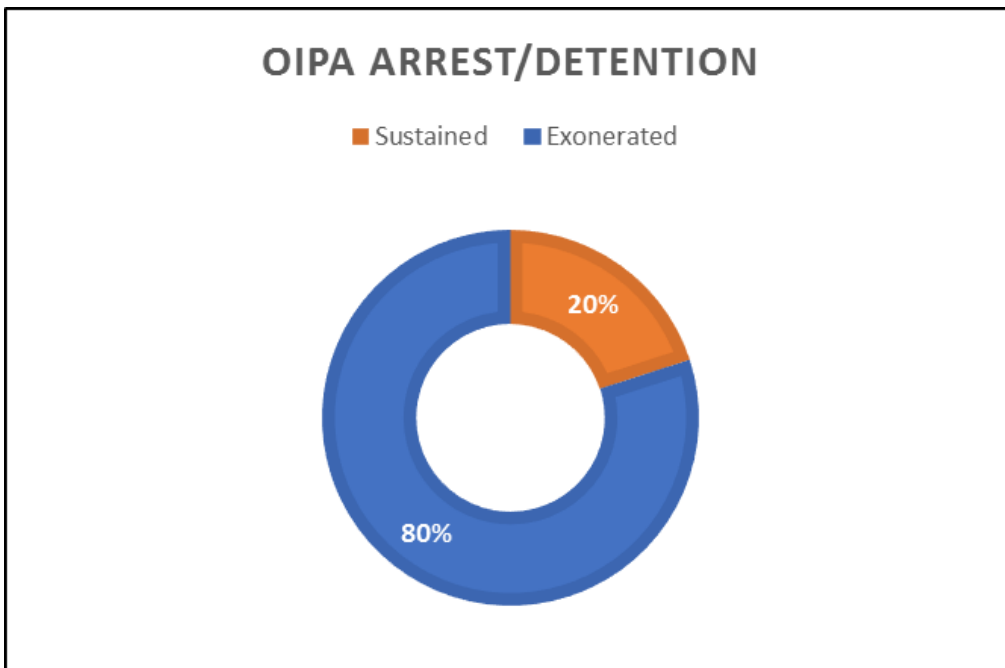
Investigations Being Conducted	11
Complainant-Initiated Appeals	0
BPD-Initiated Appeals	0
Investigations Being Monitored	47
Investigations Reviewed During Current Month	15†

†This number does not include all OIPA reviews, as OIPA commonly looks at a variety of cases in the Internal Affairs database to obtain updates on both pending and completed investigations.

The Model provides that OIPA shall have authority to require follow-up investigation into any citizen complaint or allegation that is handled by BPD. The OIPA Monthly Report will reflect information regarding monitored cases with detail not to exceed that which is allowable under state law. The investigations reviewed by OIPA during the period did not generate any notable recommendations for revisions or additional investigation.¹³

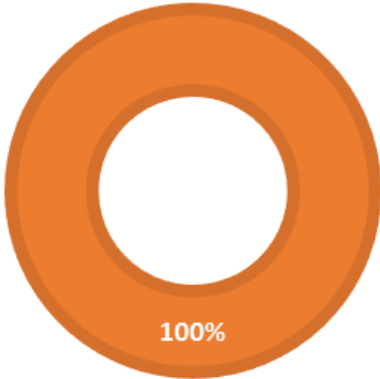
2019 INVESTIGATIVE FINDINGS – OIPA

Investigative findings for complaints completed by OIPA between January 1, 2019 and December 31, 2019.



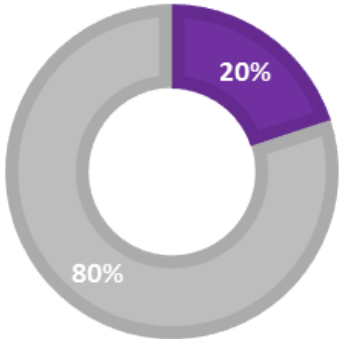
OIPA AXON CAMERA

■ Sustained



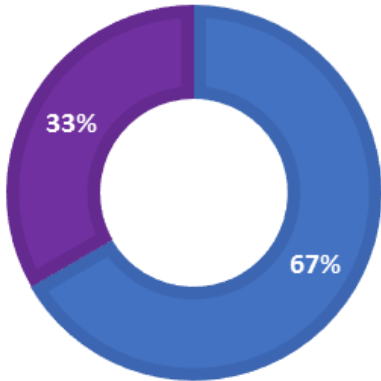
OIPA RACIAL PROFILING/BIAS-BASED POLICING

■ Not-Sustained ■ Unfounded



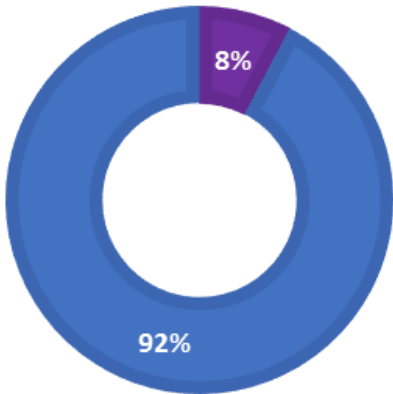
OIPA CONDUCT UNBECOMING

■ Exonerated ■ Not-Sustained



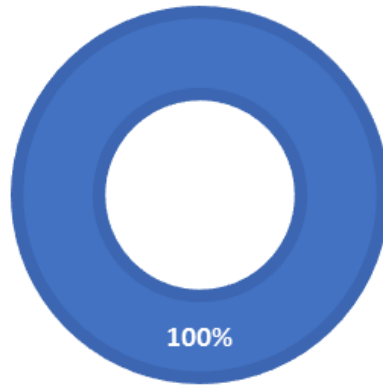
OIPA FORCE

■ Not-Sustained ■ Exonerated



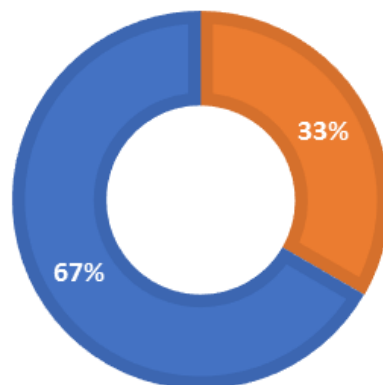
OIPA PERFORMANCE OF DUTY

■ Exonerated



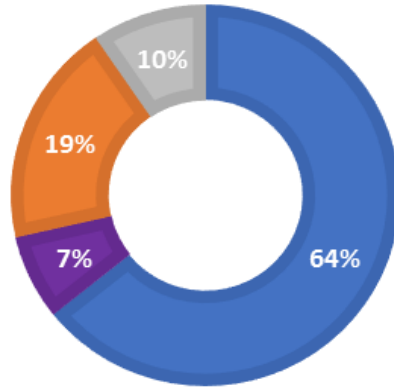
OIPA POLICY/PROCEDURE

■ Sustained ■ Exonerated



OIPA TOTAL FINDINGS

■ Exonerated
 ■ Not-Sustained
 ■ Sustained
 ■ Unfounded



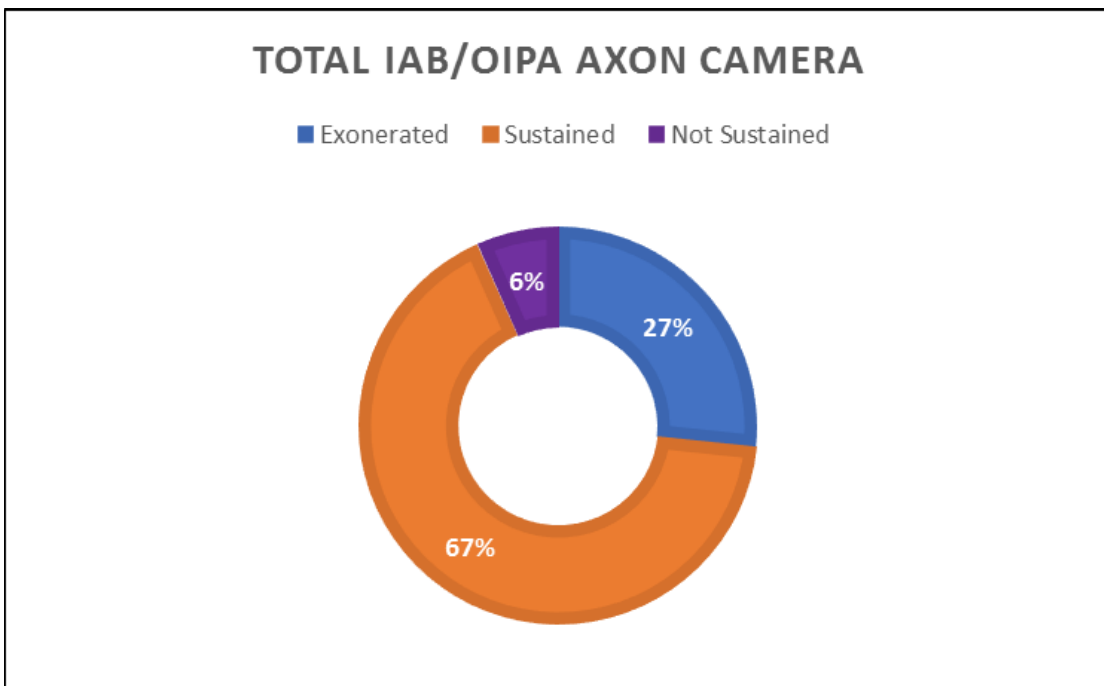
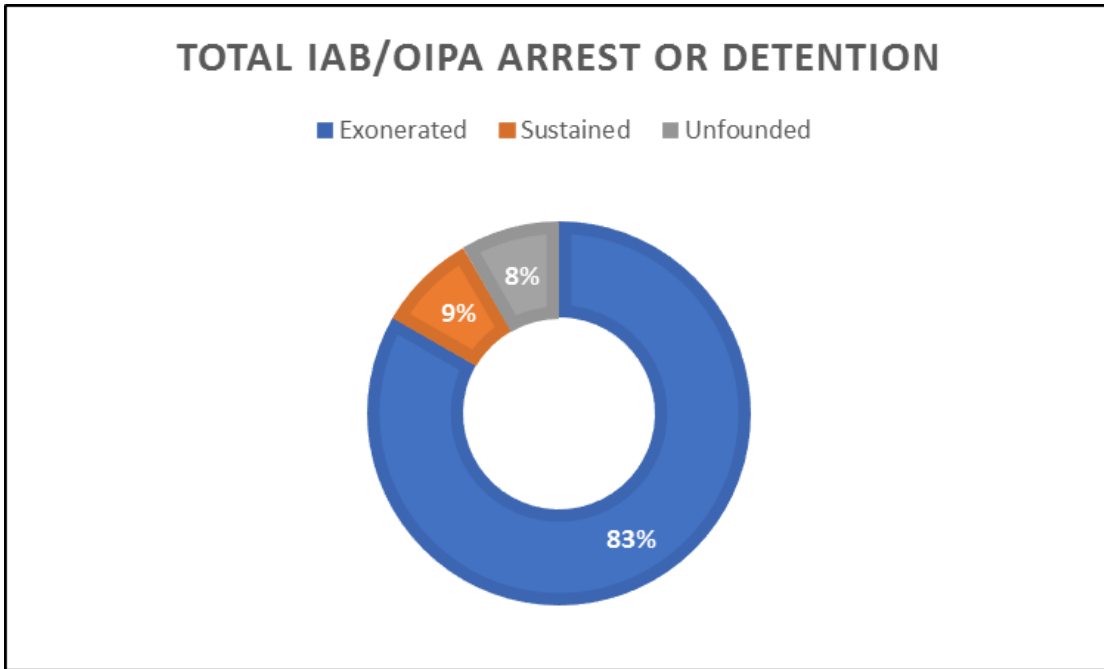
2019 Office of the Independent Police Auditor Investigative Findings

Allegation	Finding	#	Finding	#
Arrest/Detention	Sustained	1	Exonerated	27
Arrest/Detention	Exonerated	4	Not-Sustained	3
AXON Camera	Sustained	6	Sustained	8
Bias-Based Policing	Not-Sustained	1	Unfounded	4
Bias-Based Policing	Unfounded	4		
Conduct Unbecoming an Officer	Exonerated	2	Total	42
Conduct Unbecoming an Officer	Not-Sustained	1		
Force	Not-Sustained	1		
Force	Exonerated	12		
Performance of Duty	Exonerated	7		
Policy/Procedure - General Conduct	Sustained	1		
Policy/Procedure - General Conduct	Exonerated	2		
Total		42		

2019 INVESTIGATIVE FINDINGS – BPD INTERNAL AFFAIRS BUREAU (IAB) & OIPA

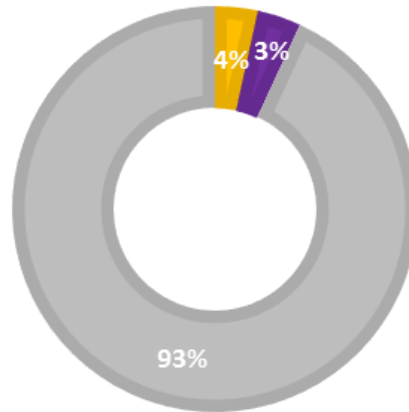
Investigative findings for complaints completed between January 1, 2019 and December 31, 2019.

These data are an aggregate of IAB's and OIPA's 2019 investigative findings.



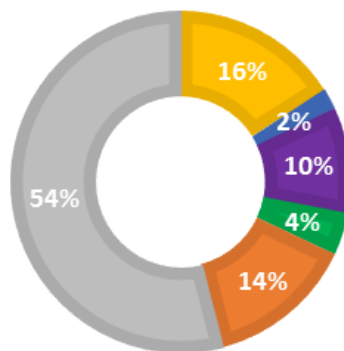
TOTAL IAB/OIPA BIAS-BASED POLICING

■ Administratively Closed ■ Not Sustained ■ Unfounded



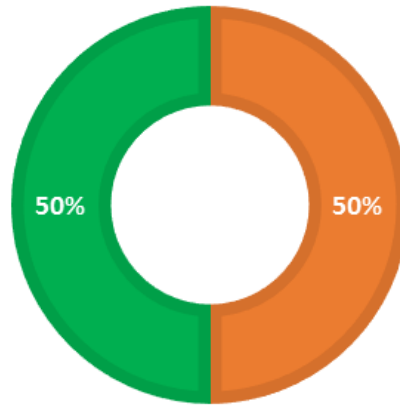
TOTAL IAB/OIPA CONDUCT UNBECOMING

■ Administratively Closed ■ Exonerated ■ Not Sustained
■ Supervisory Referral ■ Sustained ■ Unfounded



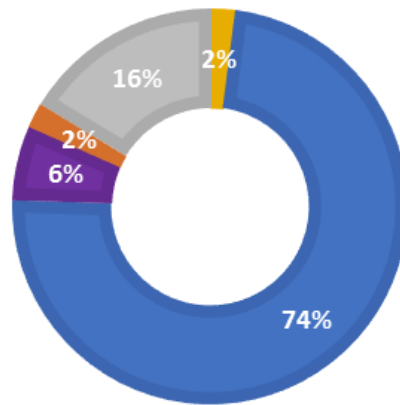
TOTAL IAB/OIPA COURTESY

■ Sustained ■ Supervisory Referral



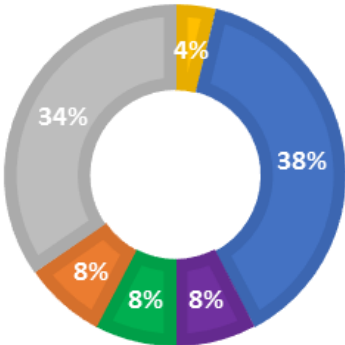
TOTAL IAB/OIPA FORCE

■ Administratively Closed ■ Exonerated ■ Not Sustained ■ Sustained ■ Unfounded



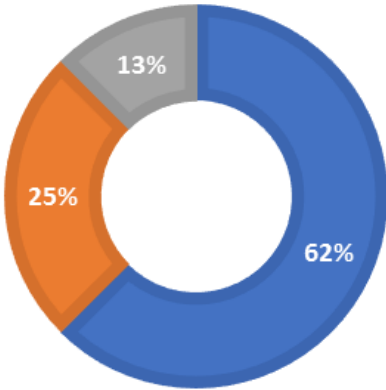
TOTAL IAB/OIPA PERFORMANCE OF DUTY

- Administratively Closed
- Exonerated
- Not Sustained
- Supervisory Referral
- Sustained
- Unfounded



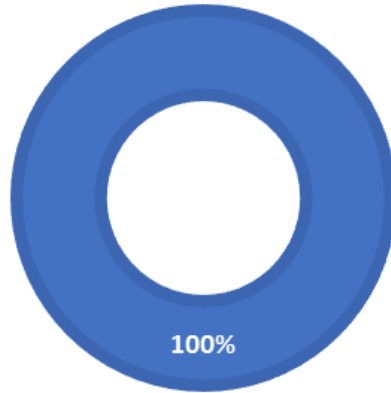
TOTAL IAB/OIPA POLICY/PROCEDURE

- Exonerated
- Sustained
- Not Sustained



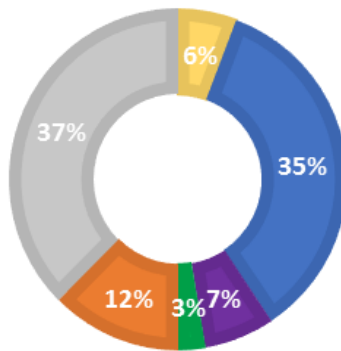
TOTAL IAB/OIPA SEARCH OR SEIZURE

■ Exonerated



TOTAL IAB/OIPA TOTAL FINDINGS

■ Administratively Closed ■ Exonerated ■ Not Sustained
■ Supervisory Referral ■ Sustained ■ Unfounded



2019 Internal Affairs Bureau Formal Complaints & Administrative Investigations

Allegation	Finding	#	Findings	#
Arrest or Detention	Exonerated	10	Administratively Closed	11
Arrest or Detention	Sustained	1	Exonerated	67
Arrest or Detention	Unfounded	1	Not Sustained	13
Axon Camera	Exonerated	4	Supervisory Referral	5
Axon Camera	Sustained	10	Sustained	24
Axon Camera	Not Sustained	1	Unfounded	72
			Total	192
Bias-Based Policing	Administratively Closed	1		
Bias-Based Policing	Not Sustained	1		
Bias-Based Policing	Unfounded	27		
Conduct Unbecoming an Officer	Administratively Closed	8		
Conduct Unbecoming an Officer	Exonerated	1		
Conduct Unbecoming an Officer	Not Sustained	5		
Conduct Unbecoming an Officer	Supervisory Referral	2		
Conduct Unbecoming an Officer	Sustained	7		
Conduct Unbecoming an Officer	Unfounded	27		
Courtesy	Sustained	1		
Courtesy	Supervisory Referral	1		
Force	Administratively Closed	1		
Force	Exonerated	36		
Force	Not Sustained	3		
Force	Sustained	1		
Force	Unfounded	8		
Performance of Duty	Administratively Closed	1		
Performance of Duty	Exonerated	10		
Performance of Duty	Not Sustained	2		
Performance of Duty	Supervisory Referral	2		
Performance of Duty	Sustained	2		
Performance of Duty	Unfounded	9		
Policy/Procedure	Exonerated	5		
Policy/Procedure	Sustained	2		
Policy/Procedure	Not Sustained	1		
Search or Seizure	Exonerated	1		
Total		192		

¹ In addition to reporting on complaints received by the BART Police Department, the Citizen Oversight Model requires reporting on all complaints received by the “Citizen Board, Office of the District Secretary, and other District departments.” As complaints received by the BART Police Citizen Review Board are customarily directed to OIPA for further action, such complaints are included in the Quantitative Report above; OIPA is also made aware of additional complaints about the BART Police Department by the Office of the District Secretary or other District departments.

² This number includes all Citizen Complaints filed against members of the BART Police Department, as well as Administrative Investigations generated internally by BART Police Department members (as opposed to being filed by a citizen). This number also includes previously completed cases that have been re-opened during the current reporting period.

³ This number indicates all investigations that are open as of the end of the reporting period. It includes Citizen Complaints (regardless of whether the investigation is being conducted by OIPA, the BART Police Department, or both) and Administrative Investigations.

⁴ This number includes all cases completed by OIPA during the reporting period for which OIPA’s findings are required by the BART Citizen Oversight Model to be submitted to the BART Police Citizen Review Board. It therefore includes independent investigations, as well as reviews of completed BART Police Department investigations initiated via appeal from a complainant. Unless otherwise noted, it does not include reviews of BART Police Department investigations initiated at the discretion of OIPA, which happen commonly and do not always generate a formal report; it also does not include reviews conducted by OIPA of complaint investigations where the complaint was filed with OIPA but did not fall under OIPA’s investigative jurisdiction.

⁵ This number refers to appeals filed with OIPA by complainants who have been issued the findings of the BART Police Department’s internal investigation into their complaint regarding on-duty incidents. OIPA has a responsibility to review such appeals pursuant to the BART Citizen Oversight Model, Chapter 1-04 (E).

⁶ This number refers to all appeals initiated by the BART Police Citizen Review Board after receiving and reviewing the findings issued by OIPA in a given case. The routes of all such appeals are described in detail in the BART Citizen Oversight Model, Chapter 1-04 (B) (iv-v).

⁷ The BART Police Department defines an Informal Complaint as, “A comment on the actions of a Department employee, where the reporting party expressly states that he or she does not feel that the matter should be formally investigated with the understanding that an Informal Complaint does not hold the potential to result in disciplinary action against the employee.” (BART Police Department Policy Manual, Policy 1020.1.1(d)).

⁸ BPD policy provides that if a person alleges or raises an issue that does not constitute a violation of Department policy, procedure, rules, regulations, or the law, the Department will classify the issue as an inquiry.

⁹ It is important to note that OIPA does not separate citizen complaints it receives into “Formal” and “Informal” classifications. This chart reflects all citizen complaints received by OIPA and all Formal Complaints received by the BART Police Department.

¹⁰ Administrative Closure is defined as follows in the BPD Policy Manual: Allegations that are received and documented; however, the Chief of Police or his/her designee determines, based on a preliminary investigation, that further investigation is not warranted. Under these circumstances, the complaint will be Administratively Closed and documented in a summary memorandum to the case file. Employees will be documented as witnesses only, not as subjects to the complaint. Internal Affairs will send a letter to the complainant notifying them that the case was closed following a preliminary investigation.

¹¹ A Supervisor Referral refers to an instance involving an Inquiry or an Informal Complaint. An assigned supervisor addresses the issue informally with the involved employee and documents the content of the conversation with a memorandum to IA.

¹² Administrative Closure is defined as follows in the BPD Policy Manual: Allegations that are received and documented; however, the Chief of Police or his/her designee determines, based on a preliminary investigation, that further investigation is not warranted. Under these circumstances, the complaint will be Administratively Closed and documented in a summary memorandum to the case file. Employees will be documented as witnesses only, not as subjects to the complaint. Internal Affairs will send a letter to the complainant notifying them that the case was closed following a preliminary investigation.

¹³ OIPA may submit recommendations to IA regarding minor clerical or record-keeping adjustments which are intended to maintain the integrity of the data collection and record-keeping processes at BPD. These are not considered by OIPA to be substantive recommendations requiring reporting herein.