



▶ COVID-19 Response Update  
July 23, 2020



# Agenda

1

**COVID-19 Update**

2

**Ridership Update**

3

**Budget Update**

4

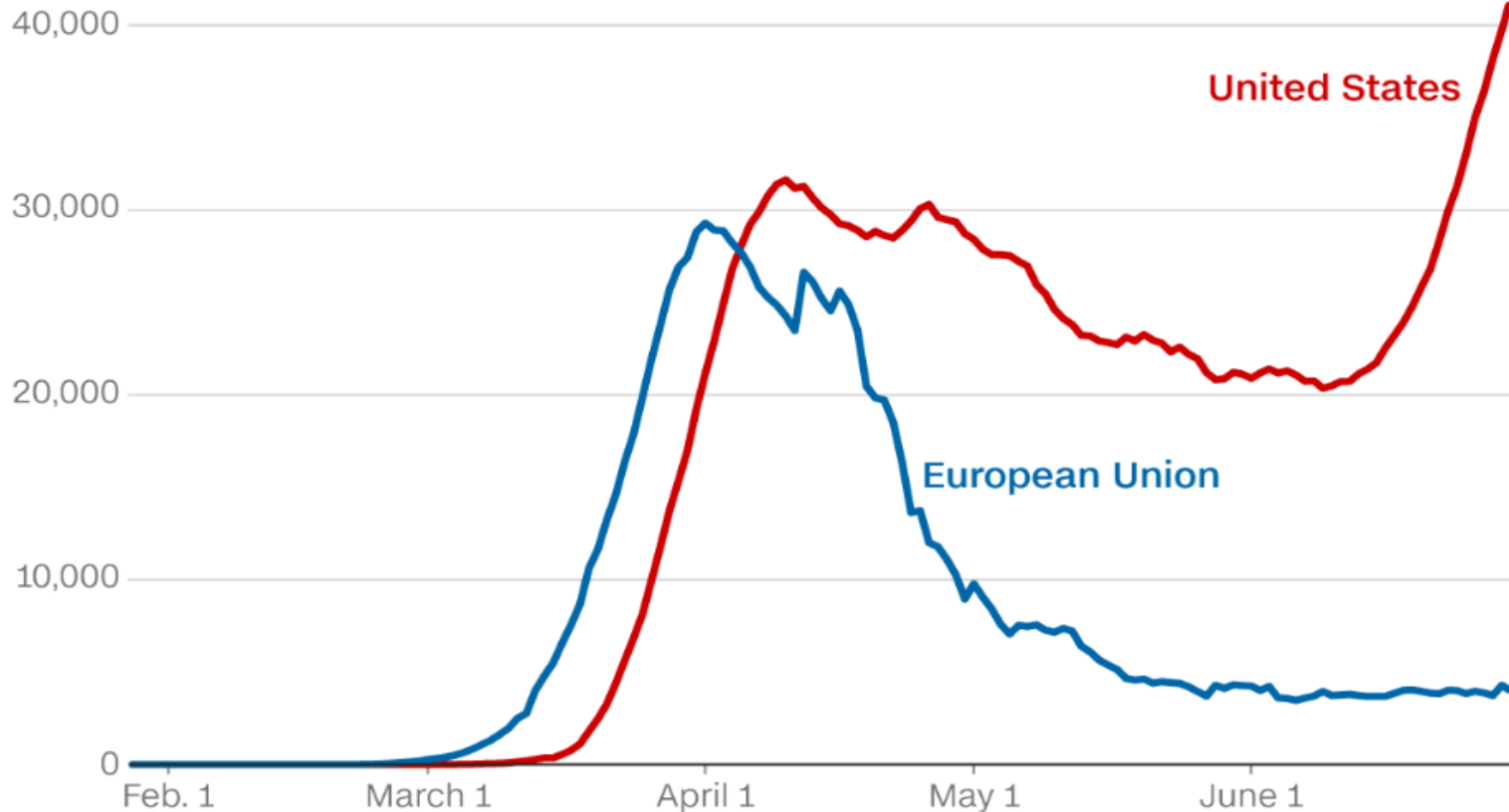
**Front Line Safety Efforts**

5

**Employee & Labor Partner  
Engagement**

# COVID-19 Update

# COVID-19 has spread rapidly and widely across the United States



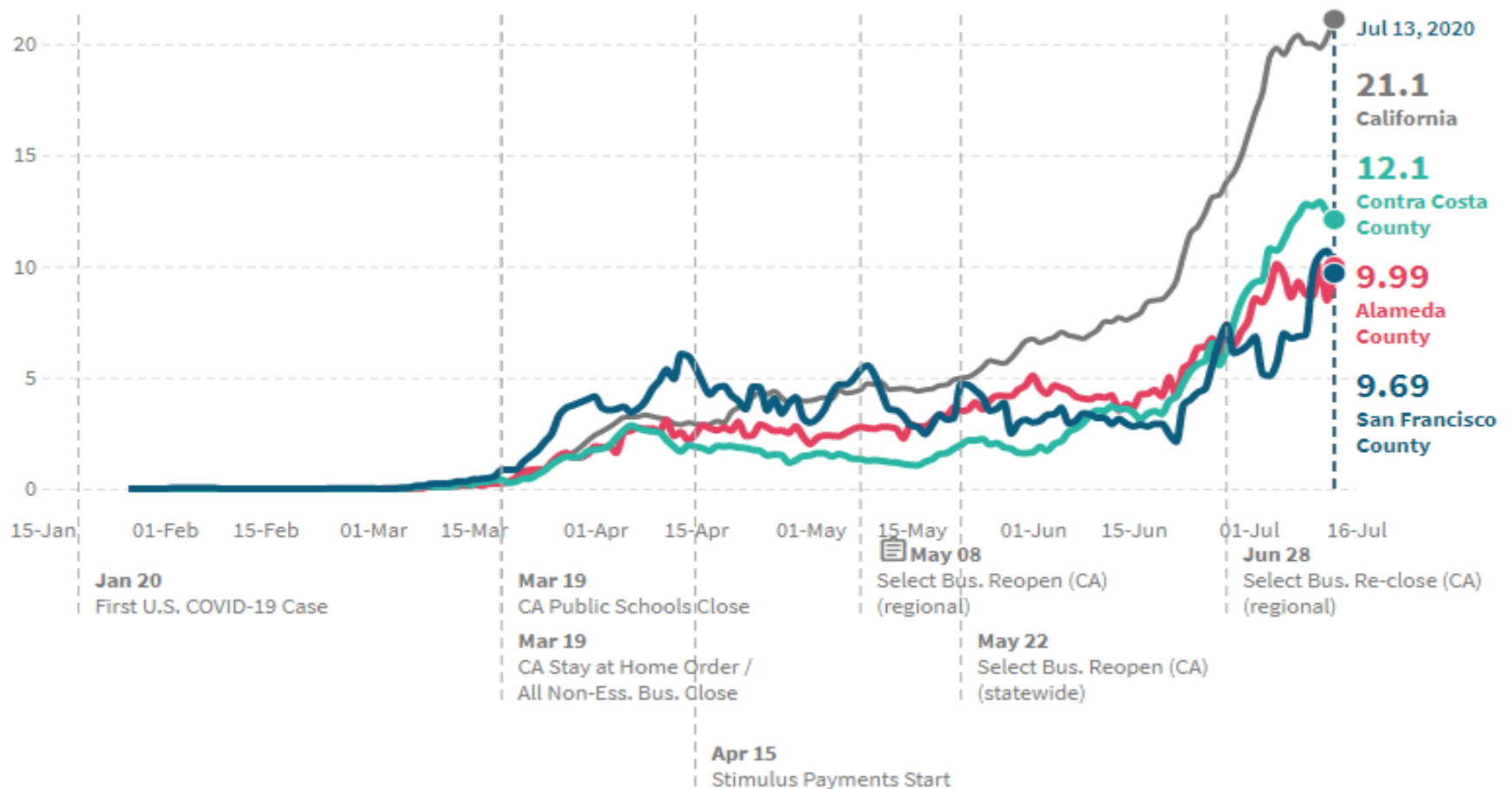
Note: Data based on rolling, seven-day averages



Last updated: July 1, 2020 at 4:00 a.m. ET  
Source: Johns Hopkins University Center for Systems Science and Engineering  
Graphic: Byron Manley and Henrik Petterson, CNN

# New COVID-19 cases in BART District counties began to surge in the second half of June

COVID-19 Cases per 100,000 people



Source: Opportunity Insights COVID Tracker [tracktherecovery.org](https://tracktherecovery.org)



# BART Remains Focused on the Stages of Its Counties

As of July 14, 2020, a surge in Coronavirus cases has led California to impose new restrictions\*

As a result, most BART Counties have paused at Stage 2\*



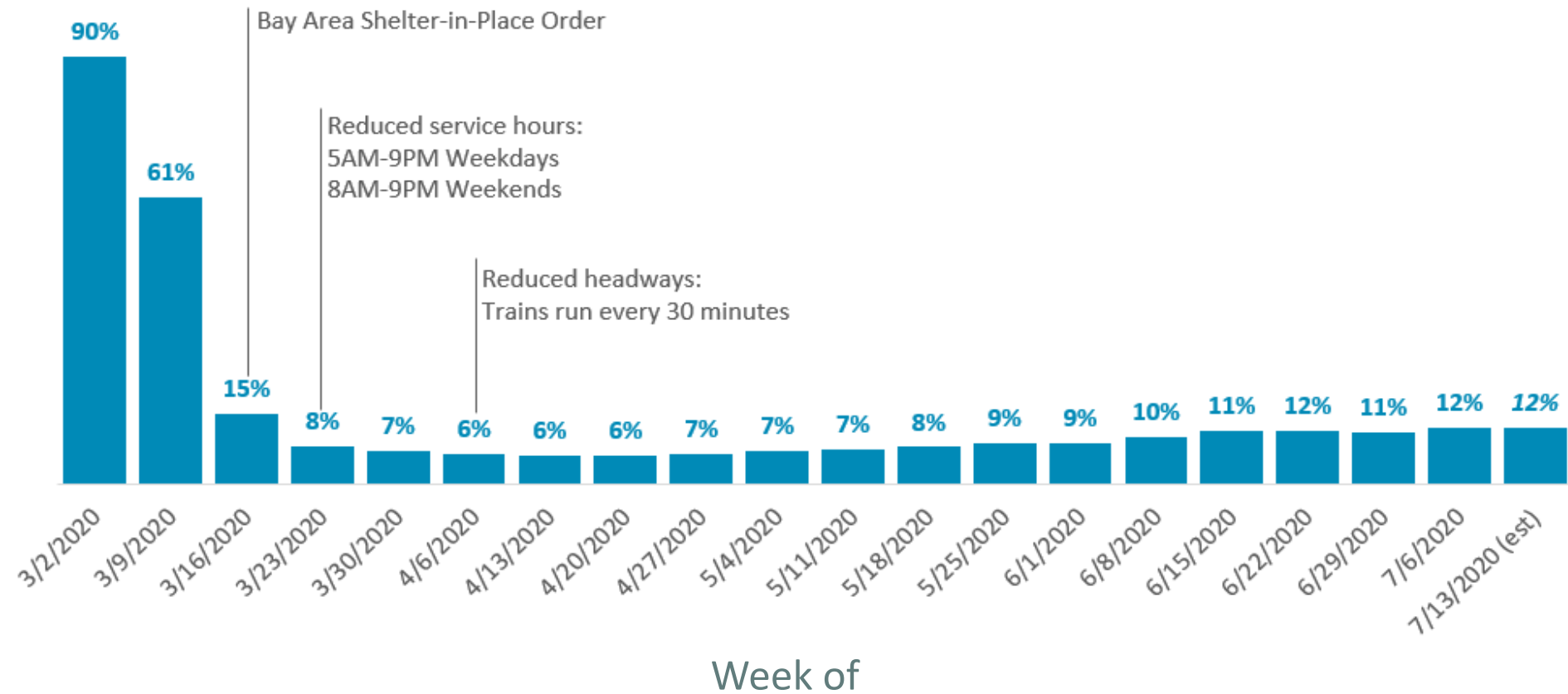
	SANTA CLARA	SAN MATEO	SAN FRANCISCO	ALAMEDA	CONTRA COSTA
On State Watchlist?	✓	Stage 3	Stage 2	✓	✓
What is currently open?	<i>California has ordered watchlist counties to delay or reverse the opening of many indoor businesses.</i>				

\* Please note this update is based on information from the Office of the Governor of California as of July 14, 2020 and is subject to change daily. In addition, this information is subject to updates at the county and state level.

Updates:  
Ridership  
15 Step Welcome Back Plan

# BART Ridership Remains Low

## BART Weekly Ridership Tracker during COVID Pandemic % of Expected Baseline Ridership





# Significant progress made in 15 Step Welcome Back Plan

- Masks available by request at station agent booths in all stations
- Train crowding data charts updated weekly on bart.gov
- Online store to purchase personal hand straps
- Contactless parking payment systemwide
- All stations have decals, posters and banners posted outlining new safety protocols and identifying locations of hand sanitizer in each station
- Disinfecting foggers spray every car in service every 24 hours (up from every 72 hours)
- Increased train frequency on our busiest line
- New seat configuration for one car complete and in service
- Assessing HEPA and MERV 14 filters for cars and testing UV in HVAC duct work
- Held virtual townhalls with more than 120 companies that have office space near BART stations
- Translated the Welcome Back Plan into Chinese, Spanish, Korean, Tagalog, Vietnamese



# Transition to Contactless Payments

- Fares: All BART stations to vend only Clipper fare media by the end of 2020
- Parking: BART Official app now provides parking payment option at all stations
- Clipper reduces the number of customer touch-points on BART
  - Clipper allows for contactless payments
  - Customers can load funds online in advance or get autoload
  - Clipper cards are less prone to jamming faregates
  - Clipper cards can be read through glass; station agents can maintain social distance while effectively assisting BART riders

# Clipper-only Planned Rollout Status by Station





Station	Start	Finish	Station	Start	Finish
E20 Pittsburg Center		5/25/2018	K30 MacArthur	Mon 9/14/20	Fri 9/18/20
E30 Antioch		5/25/2018	K10 12TH Street Oakland	Mon 9/21/20	Fri 9/25/20
K20 19th Street Oakland		8/5/2019	M10 West Oakland	Mon 9/21/20	Fri 9/25/20
M16 Embarcadero		8/19/2019	S20 Warm Springs/ South Fremont	Mon 9/28/20	Fri 10/2/20
M30 Powell St		9/3/2019	A90 Fremont	Mon 10/5/20	Fri 10/9/20
R20 Downtown Berkeley		9/24/2019	A80 Union City	Mon 10/12/20	Fri 10/16/20
Y10 - SFIA	Mon 5/25/20	Fri 5/29/20	A70 South Hayward	Mon 10/19/20	Fri 10/23/20
S40-S50 SVBX	Mon 6/1/20	Fri 6/5/20	A60 Hayward	Mon 10/19/20	Fri 10/23/20
L30 - Dublin/Pleasanton	Mon 6/8/20	Fri 6/12/20	A50 Bay Fair	Mon 10/26/20	Fri 10/30/20
H10 Oakland Airport	Mon 6/15/20	Fri 6/19/20	A40 San Leandro	Mon 10/26/20	Fri 10/30/20
A30 - Coliseum	Mon 6/15/20	Fri 6/19/20	A20 Fruitvale	Mon 10/26/20	Fri 10/30/20
M20 - Montgomery St	Mon 6/22/20	Fri 7/3/20	A10 Lake Merritt	Mon 11/2/20	Fri 11/6/20
M40 - Civic Center	Mon 7/6/20	Fri 7/10/20	R60 Richmond	Mon 11/9/20	Fri 11/13/20
M50 - 16th Street	Mon 7/13/20	Fri 7/17/20	R50 El Cerrito del Norte	Mon 11/16/20	Fri 11/20/20
M60 - 24th Street	Mon 7/20/20	Fri 7/24/20	R40 El Cerrito Plaza	Mon 11/23/20	Fri 11/27/20
M70 - Glen Park	Mon 7/27/20	Fri 7/31/20	R30 North Berkeley	Mon 11/30/20	Fri 12/4/20
M80 - Balboa Park	Mon 8/3/20	Fri 8/7/20	R10 Ashby	Mon 11/30/20	Fri 12/4/20
C80 Pittsburg/ Bay Point	Mon 8/10/20	Fri 8/14/20	M90 Daly City	Mon 12/7/20	Fri 12/11/20
C70 North Concord	Mon 8/10/20	Fri 8/14/20	W10 Colma	Mon 12/14/20	Fri 12/18/20
C60 Concord	Mon 8/17/20	Fri 8/21/20	W20 South San Francisco	Mon 12/14/20	Fri 12/18/20
C50 Pleasant Hill	Mon 8/24/20	Fri 8/28/20	W30 San Bruno	Mon 12/14/20	Fri 12/18/20
C40 Walnut Creek	Mon 8/24/20	Fri 8/28/20	W40 Milbrae	Mon 12/21/20	Fri 12/25/20
C30 Lafayette	Mon 8/31/20	Fri 9/4/20	L10-Castro Valley	Mon 12/28/20	Thu 12/31/20
C20 Orinda	Mon 9/7/20	Fri 9/11/20	L20-West Dublin	Mon 12/28/20	Thu 12/31/20
C10 Rockridge	Mon 9/7/20	Fri 9/11/20			

# Budget Update

# Budget Timeline

Planned Dates	Topic
Summer 2020	Ridership, revenue, expense monitoring
October Board Meeting	<b>Q1 Budget Update, Revision Checkpoint</b> <u>Assess changes to:</u> Pace of ridership/fare revenue recovery Pace of economic recovery Public health mandates/added expense CARES Act 2 <sup>nd</sup> tranche allocation
January Board Meeting	<b>Q2 Budget Update, Revision Checkpoint</b>
April Board Meeting	<b>Q3 Budget Update, Revision Checkpoint</b>

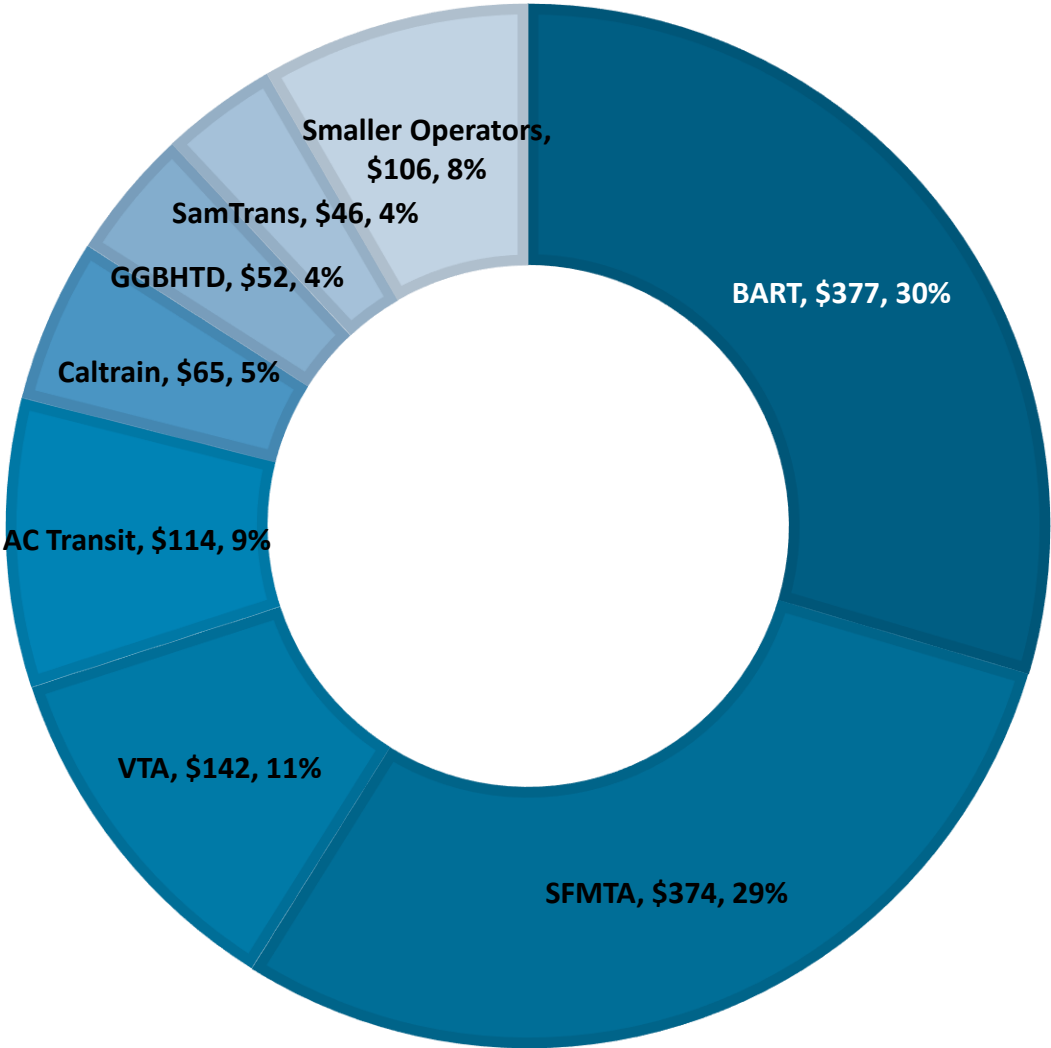
# Key Indicators Staff Are Monitoring

Indicator	Certainty	Directionality (as of 7/16/20)
<b>COVID Containment:</b> New COVID cases surging in BART service area; growing pandemic severely constrains potential for ridership and economic recovery.	<b>Monitoring</b>	
<b>CARES Allocation:</b> Received \$377M (91%) of \$416M requested in final allocation	<b>Final*</b>	
<b>Additional Emergency Assistance:</b> Unknown, should have more information by mid-August	<b>Unknown, monitoring</b>	-
<b>Fare Revenue:</b> Tracking at 11% of pre-COVID baseline, below budget	<b>Known, monitoring</b>	
<b>Sales Tax:</b> Preliminary FY20 Q4 numbers above expectations	<b>Preliminary</b>	

*\*Assumes Full MTC Commission adopts Programming and Allocation Committee Recommendation*



# CARES Act Distribution (\$M, expected\*)



BART is grateful for \$377M in federal emergency federal funding from the CARES Act (expected)

This allocation is 9% (\$39M) less than initially requested, which will require adjustments to our FY21 budget.

\*MTC Board voted on Programming and Allocation Committee Recommendation on 7/22/20



# Possible Additional Emergency Funding

## Federal

- **COVID-19 Relief Package**

- HEROES Act passed the House in mid-May, including \$3 trillion for COVID-19 relief
- Includes \$15.75 billion in public transportation assistance to supplement \$25 billion in CARES Act funding
  - \$11.75 billion for large urbanized areas including Bay Area
  - \$4 billion administered by FTA through Emergency Relief Program
- Requires “to the maximum extent possible” both HEROES Act and CARES Act funds be directed to payroll and maintaining transit service
- Senate plans to take up additional COVID-19 response bill the week of 7/20

- **House Infrastructure Bill**

- Democrats’ \$1.5 trillion infrastructure proposal (Moving Forward Act) passed the House in early July
- Includes the INVEST in America Act - \$494 billion five-year surface transportation reauthorization with \$105 billion for FTA transit
- Faces uphill battle in the Senate
- Short-term extension of current FAST Act authorization likely, which expires at the end of September 2020

## State

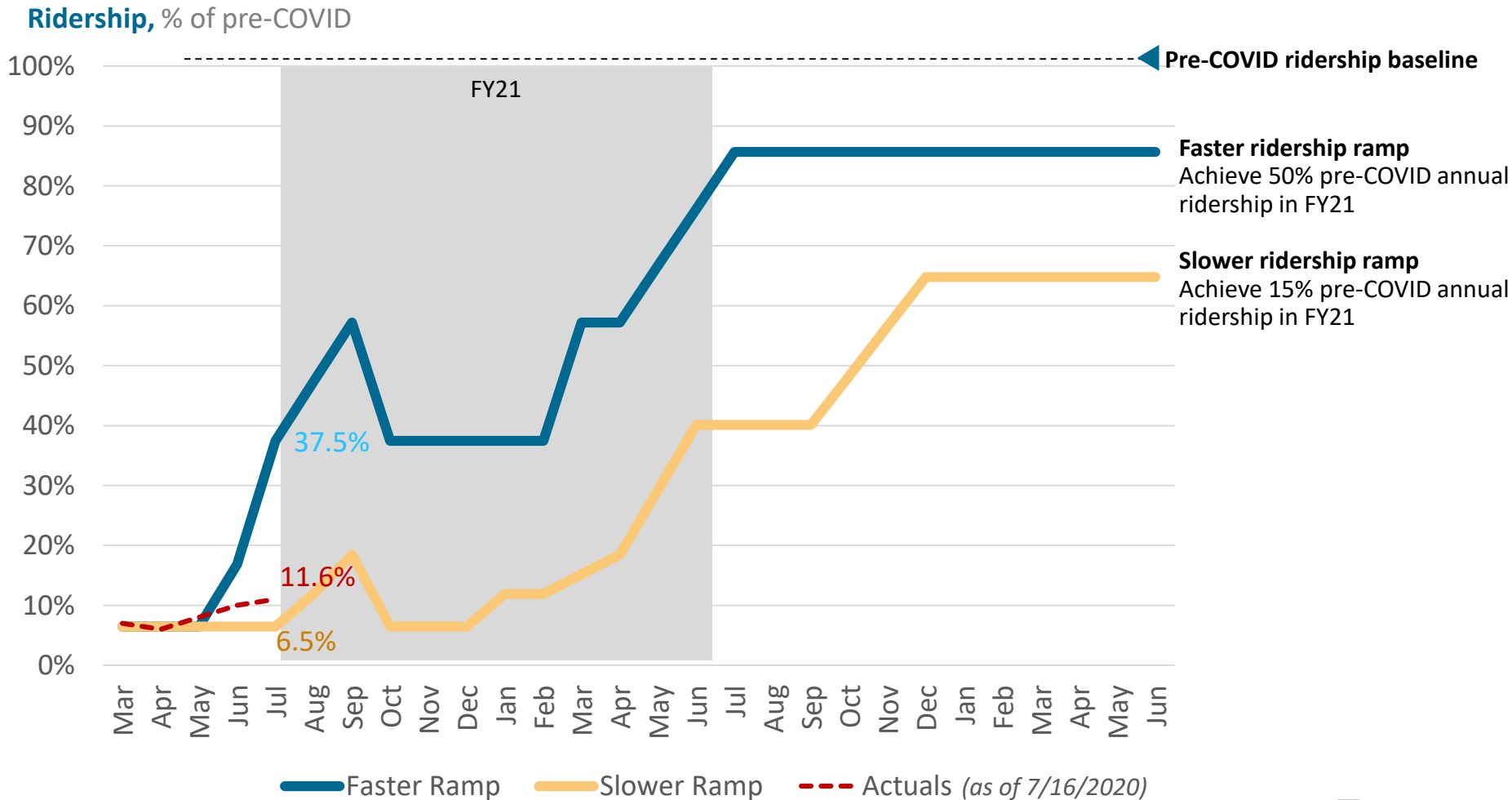
- Governor Newsom continues efforts to secure \$1 trillion in flexible federal aid to state/local governments
- California Transit Association highlighting \$3.1+ billion funding need of CA transit agencies

***BART leadership strongly advocating for add’l emergency assistance***



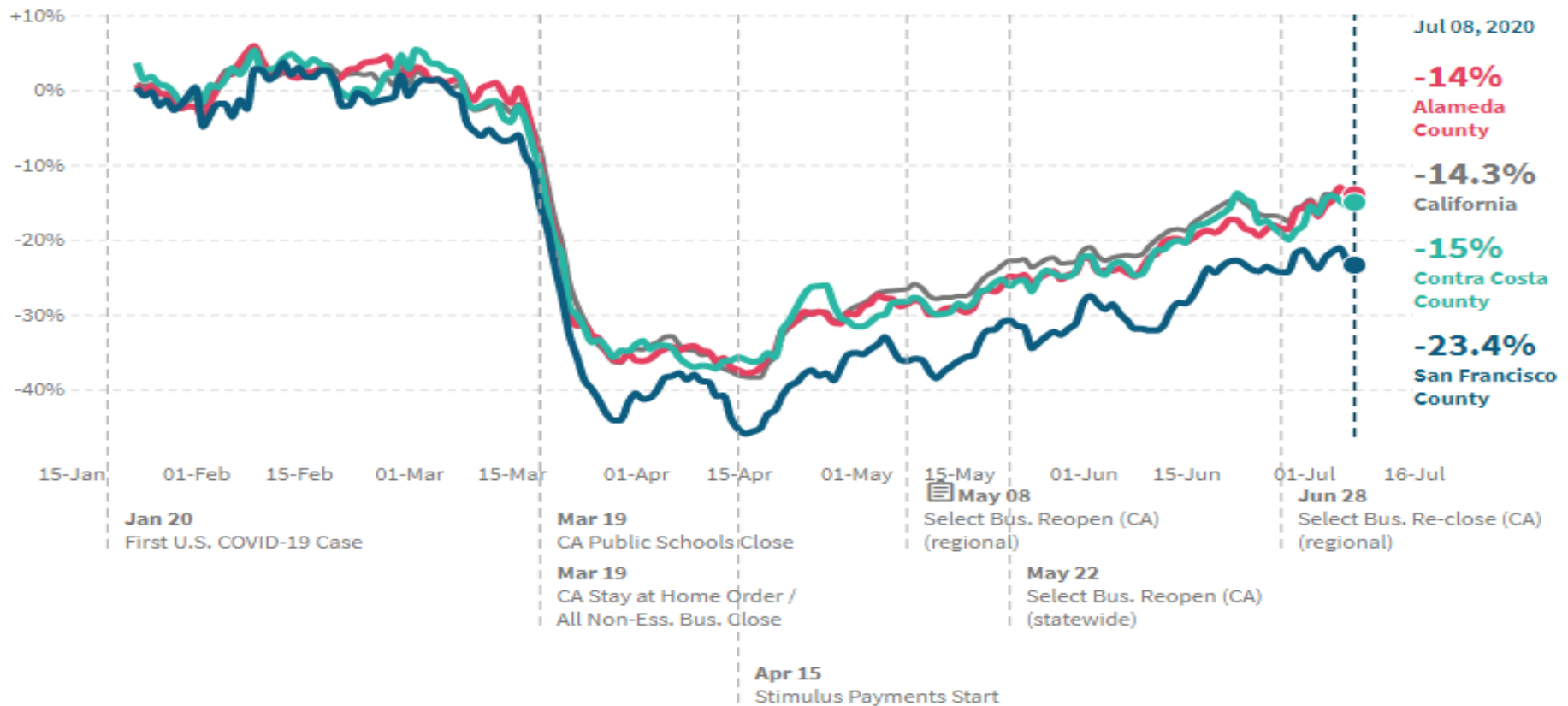


# Actual Ridership in early July is closer to our “slow ramp” scenario and below budget



# Economic Activity crashed in mid March and remains below pre COVID levels

Percentage Change in Consumer Spending



Source: Opportunity Insights COVID Tracker [tracktherecovery.org](https://tracktherecovery.org)

# Summary + Looking Ahead

## Ridership and economic recovery depend on suppressing COVID-19 pandemic

- Confirmed COVID-19 cases continued to increase in the Bay Area and United States
- BART ridership remains low, and riders remain concerned about the risk of contracting or spreading the virus on transit
- **BART ridership is unlikely to recover substantially as long as these conditions persist**

## Looking Ahead

- Continuing to advocate for additional emergency assistance
  - Expecting news mid/late August or later
- Monitoring public health guidance and medical developments
  - Return to shelter in place would push ridership back down
  - First vaccine news could come in August

## What Staff Are Doing Now

- Focus on providing service that meets demand under current social distancing guidelines
- Keeping employees and passengers safe with enhanced cleaning, face covering rules
- Suppressing all non-essential spending

# Front Line Safety Efforts

# Masks On Order

	<b>Current Inventory on Hand (EA)</b>	<b>Current Total Pending Ordered (EA)</b>
<b>N95 Mask</b>	74,780	31,000
<b>KN95 Mask</b>	134,970	0
<b>Poly Surgical Mask</b>	317,250	0
<b>Cloth Mask</b>	105,550	12,225
<b>Gift from Shanghai Metro</b>	10,000	
<b>CalOES</b>	60,000	
<b>FTA</b>	55,000	

# Critical Personnel Availability - Operations

<b>Critical Position – Operations</b>	<b>4/13/2020 Availability</b>	<b>5/4/2020 Availability</b>	<b>6/1/2020 Availability</b>	<b>7/13/2020 Availability</b>
Train Operator	89%	89%	88%	82%
Station Agent	87%	84%	80%	83%
Operations Foreworker	92%	93%	79%	90%
Train Controller	87%	77%	86%	93%
Power Support Controller	80%	100%	69%	83%
Elevator Escalator Maintenance	79%	88%	70%	75%
System Service Workers	87%	88%	87%	88%
Traction Power Maintenance	86%	79%	90%	88%
Train Control Maintenance	86%	90%	84%	92%
Track & Structures Maintenance	95%	94%	93%	96%
Automatic Fare Collection Maintenance	87%	87%	92%	89%
Transit Vehicle Mechanic	66%	88%	72%	79%
Transit Vehicle Electronic Technician	74%	84%	83%	84%
Utility Worker/ Car Cleaner	50%	80%	70%	71%
RS&S Foreworker	43%	84%	86%	75%
Electronic Repair Shop Technician	49%	100%	62%	78%
eBART Vehcile Mechanics	75%	83%	83%	77%
eBART Track & Civil	50%	50%	82%	76%
eBART DMU Engineers	84%	89%	81%	82%
eBART Custodians	74%	79%	80%	67%

# Technology Evaluations

## ➤ Filter Testing

- MERV 14 filter is most promising option
  - Results in 64% pressure drop for air supply
  - Filters five car pilot test expected in early August

## ➤ UV Disinfecting

- Testing confirmed UV in HVAC duct work as best UV option
  - UV Lights have been ordered for pilot project – expected in early August
  - Possible field-testing scheduled to begin in August

## ➤ Demonstration of Disinfection Robot for rail cars

- Rescheduled to September to accommodate new generation currently under testing
- Hospital grade sterilization using vaporized Hydrogen Peroxide

# Critical Personnel Availability - Police

<b>Critical Positions - Police</b>	4/13/2020 Availability	5/4/2020 Availability	6/1/2020 Availability	7/13/2020 Availability
Lieutenants	92%	100%	85%	85%
Sergeants	83%	93%	80%	90%
Civilian Supervisors	80%	100%	80%	100%
Police Officers	90%	91%	88%	86%
Community Service Officers	69%	80%	86%	85%
Fare Inspectors	56%	63%	71%	77%
Dispatchers	90%	95%	84%	84%
Police Admin Specialist	100%	100%	100%	100%



# BART Police Department Citations Update

<b>Date Range</b>	<b>Proof of Payment</b>	<b>Criminal</b>
<b>June 1 – June 7</b>	12	54
<b>June 8 – June 14</b>	4	59
<b>June 15 – June 21</b>	12	40
<b>June 22 – June 28</b>	1	50
<b>June 29 – July 5</b>	8	35
<b>July 6 – July 12</b>	2	27

# Employee & Labor Partner Engagement

# New Coronavirus Cases, Testing, and Return to work

- New COVID-19 cases: 8 cases since June board meeting
- Transparency around cleaning & test results
  - Alerts sent to Union Presidents
  - Opt-in alerts available for employees
  - Deep cleaning/sanitizing of worksites if positive cases confirmed or suspected
- New testing partner – CityHealth
  - 15 minute antigen testing – 97.9% accuracy to PCR testing
  - Enterprise partner, no waiting at clinic
  - Capability for onsite testing if needed



BART  
**ba**

