

# BART POLICE DEPARTMENT



July 2020

MONTHLY REPORT



# Bay Area Rapid Transit Police Department

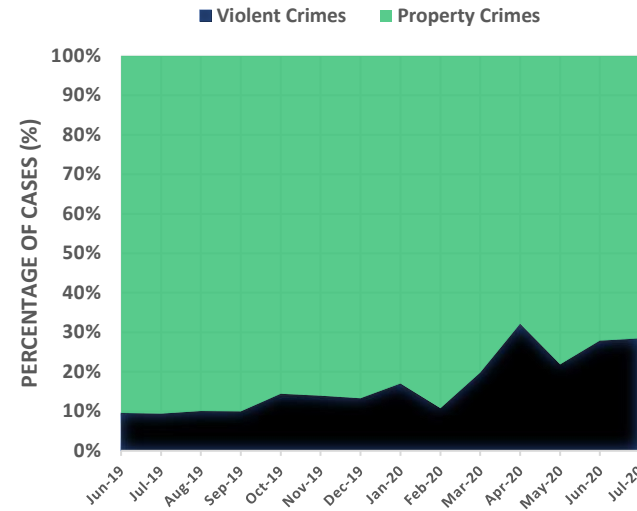
101 8th St, Oakland, CA, 94607 (510) 464-7000 [www.bart.gov/police](http://www.bart.gov/police)

July 2020

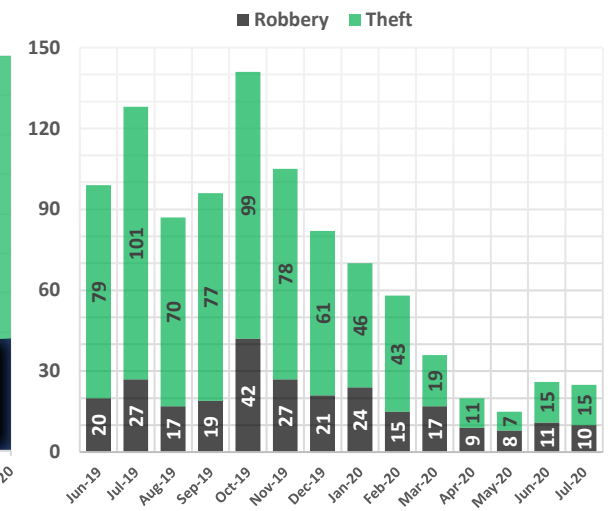
Performance Measurement Review - **Systemwide**

PART 1 UCR Crime	2014	2015	2016	2017	2018	2019	YTD 2019	YTD 2020	PCT %
Homicide	0	1	1	0	3	2	1	0	-100%
Rape	2	3	4	8	3	7	6	2	-67%
Robbery	153	161	232	290	345	378	218	147	-33%
Aggravated Assault	71	73	93	125	130	112	65	60	-8%
<b>Violent Crime Subtotal</b>	<b>226</b>	<b>238</b>	<b>330</b>	<b>423</b>	<b>481</b>	<b>499</b>	<b>290</b>	<b>209</b>	<b>-28%</b>
Burglary (Structural)	7	4	12	15	18	16	10	10	0%
Larceny & Auto Burglary	2,597	2,325	2,217	2,593	2,565	3,177	1,810	769	-58%
Auto Theft	522	480	480	420	348	247	134	79	-41%
Arson	0	0	1	4	4	4	1	4	+300%
<b>Property Crime Subtotal</b>	<b>3,126</b>	<b>2,809</b>	<b>2,710</b>	<b>3,032</b>	<b>2,935</b>	<b>3,444</b>	<b>1,955</b>	<b>862</b>	<b>-56%</b>
<b>TOTAL</b>	<b>3,352</b>	<b>3,047</b>	<b>3,040</b>	<b>3,455</b>	<b>3,416</b>	<b>3,943</b>	<b>2,245</b>	<b>1,071</b>	<b>-52%</b>

## PART 1 CRIME OVERALL



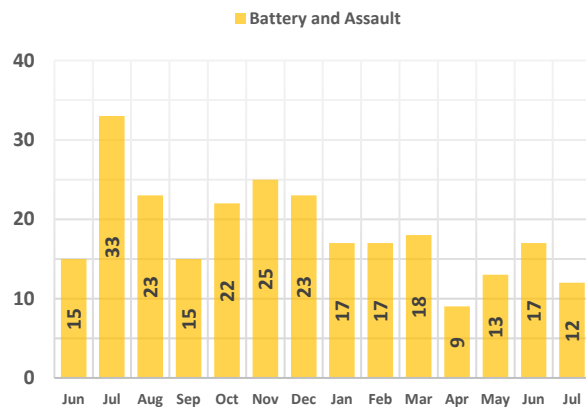
## ELECTRONIC THEFT



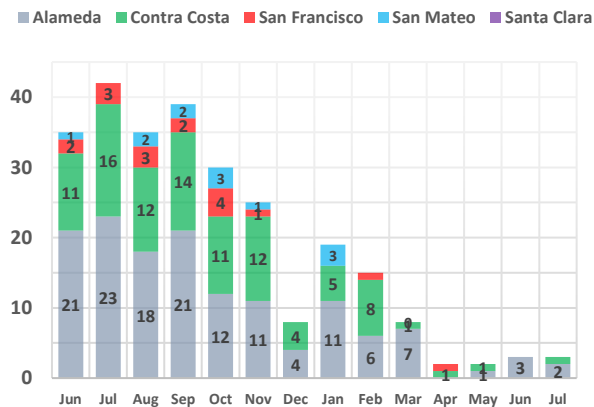
## Part 1 Crimes: Top Five Stations

July 2020: A30/COS A50/BFS A20/FVS A10/LMS A60/HAS  
 Full Year 2019: A30/COS A60/HAS M10/OWS A20/FVS A40/SL5

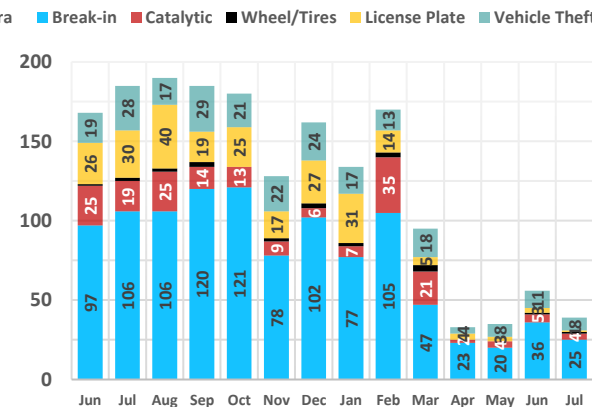
## BATTERY & ASSAULT ON BART



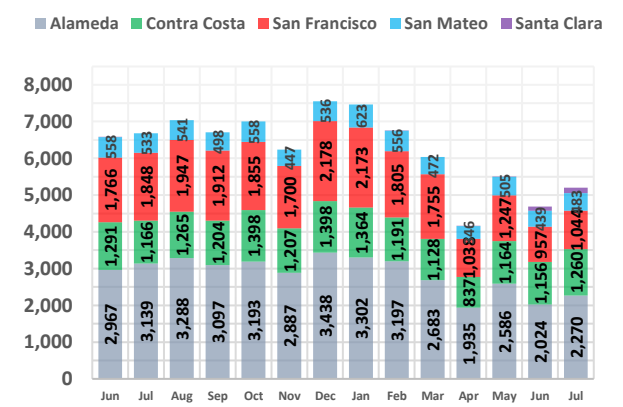
## BICYCLE THEFT



## VEHICLE CRIME



## CALLS TO DISPATCH



**Preface:** The data is retrieved from the BART Police Database and remains unaudited until corrections. Numbers may differ from the reported data in the Uniform Crime Reporting (UCR) program. Late reporting, the reclassification or unfounding of crimes, can affect crime statistics. Overtime costs are projected numbers. Information in the on the Performance Measurements are subject to change.



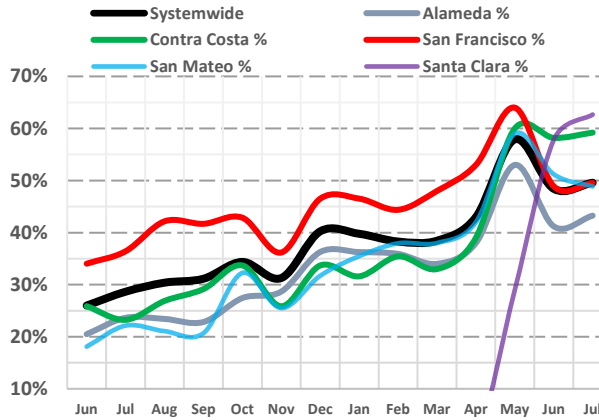
# Bay Area Rapid Transit Police Department

101 8th St, Oakland, CA, 94607 (510) 464-7000 [www.bart.gov/police](http://www.bart.gov/police)

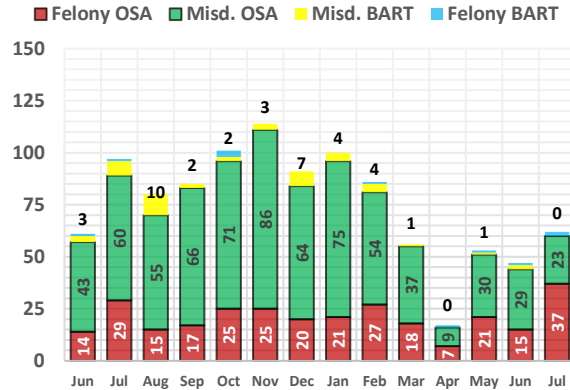
July 2020

Performance Measurement Review - **Systemwide**

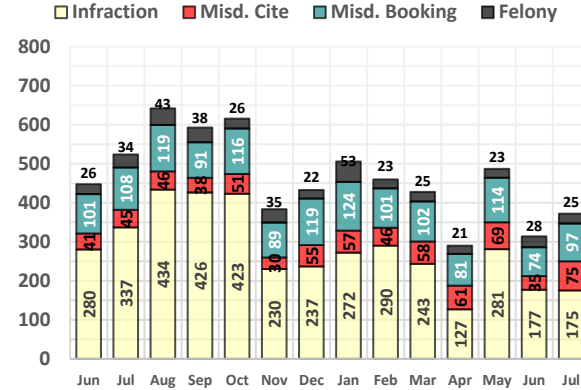
## OFFICER-INITIATED INCIDENTS



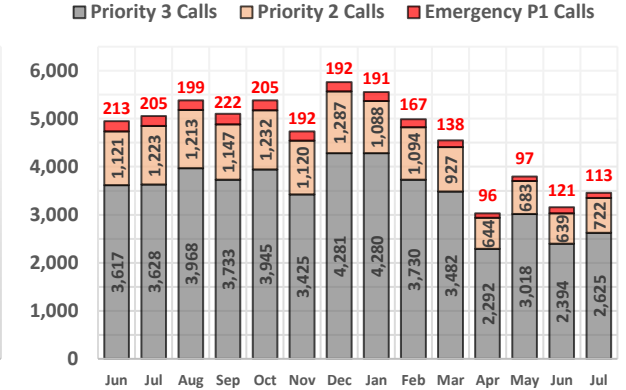
## WARRANT ARRESTS



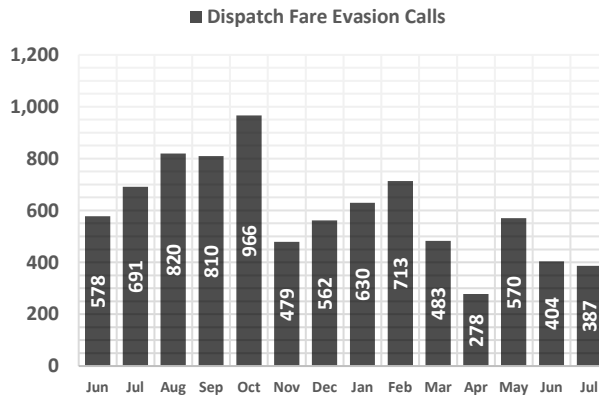
## ALL BOOKINGS & ARRESTS



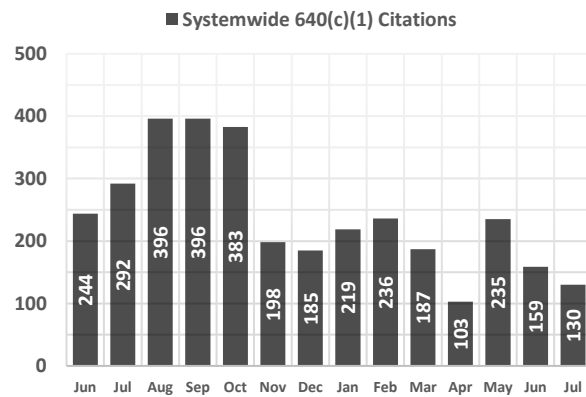
## PRIORITY TYPE 1 - 3 CALLS



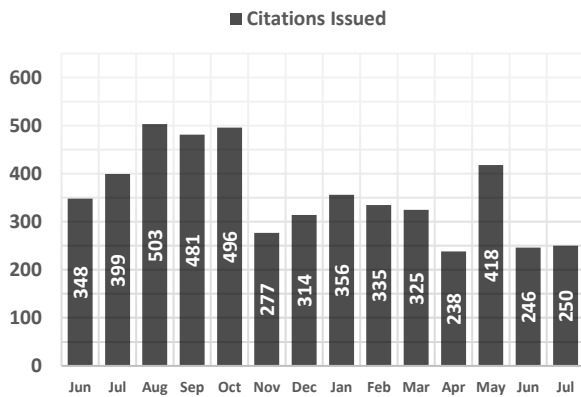
## FARE EVASION CAD CALLS



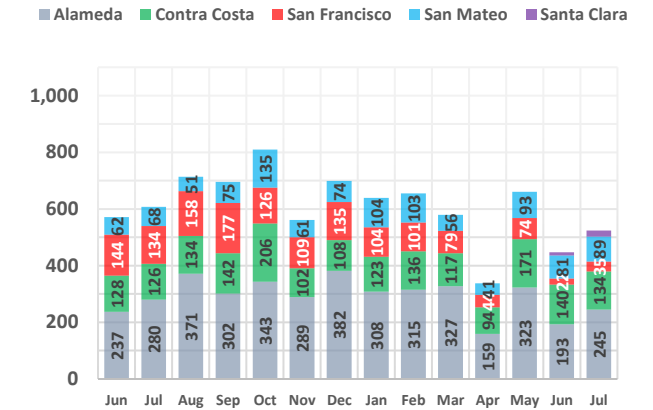
## FARE EVASION CITATIONS



## ALL CITATIONS



## FIELD INTERVIEWS





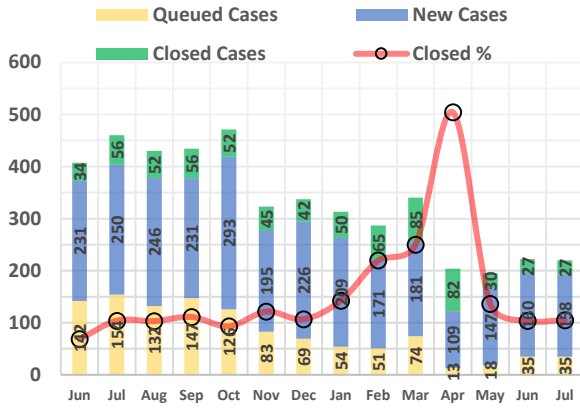
# Bay Area Rapid Transit Police Department

101 8th St, Oakland, CA, 94607 (510) 464-7000 [www.bart.gov/police](http://www.bart.gov/police)

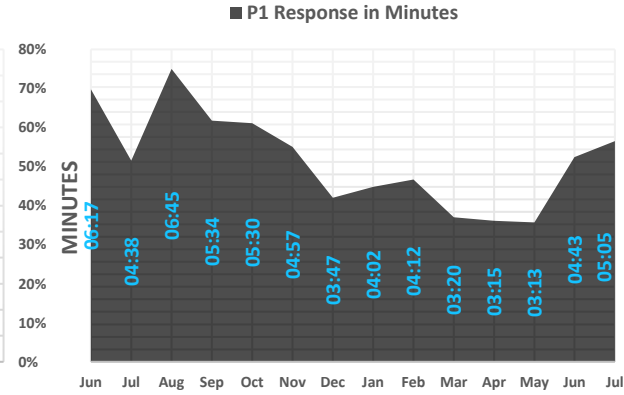
July 2020

Performance Measurement Review - **Systemwide**

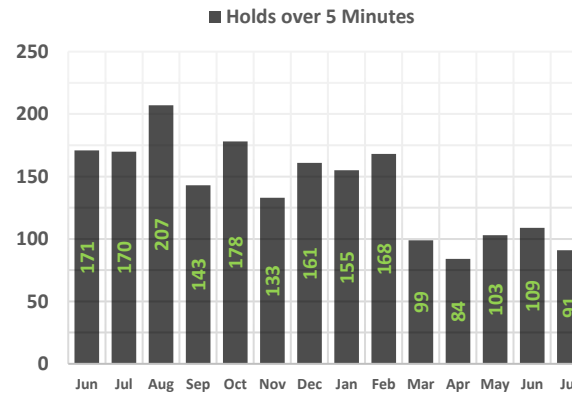
## INVESTIGATIONS CASELOAD %



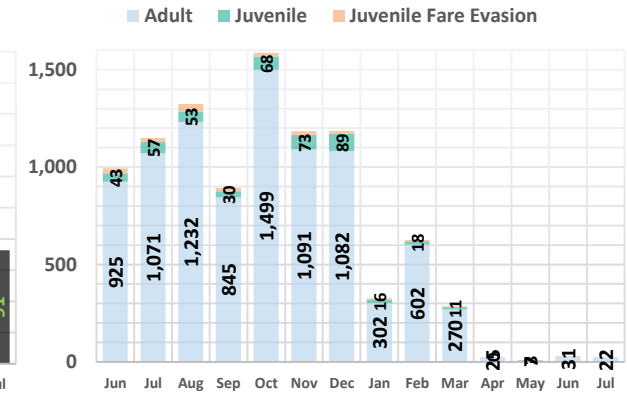
## SYSTEM RESPONSE TIME (P1) AVG



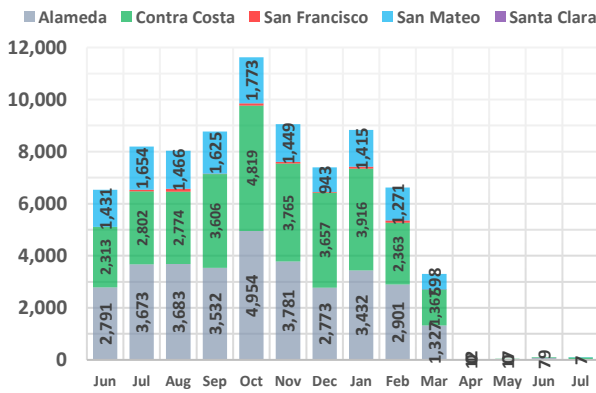
## POLICE TRAIN HOLDS



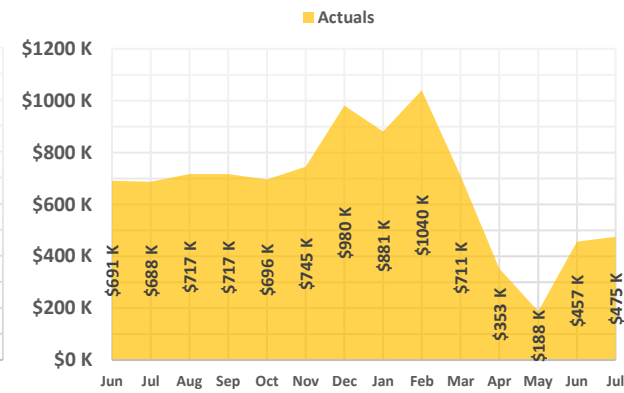
## PROOF OF PAYMENT CITATIONS



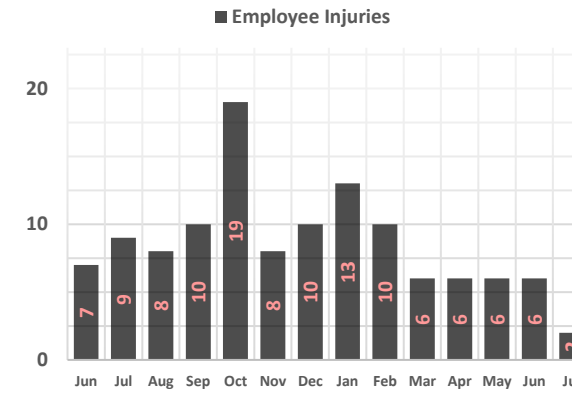
## PARKING CITATIONS



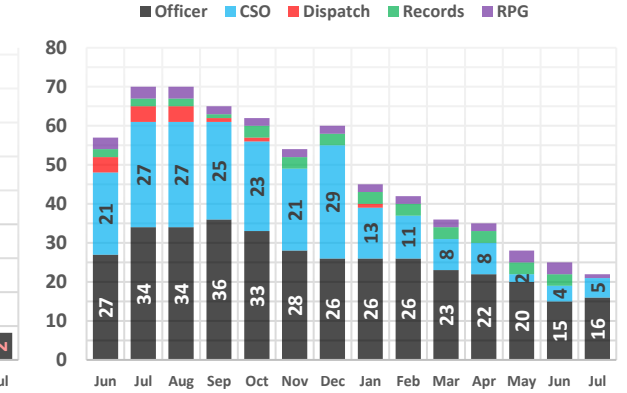
## OVERTIME UTILIZATION (IN THOUSANDS)



## EMPLOYEE INJURIES



## VACANCIES





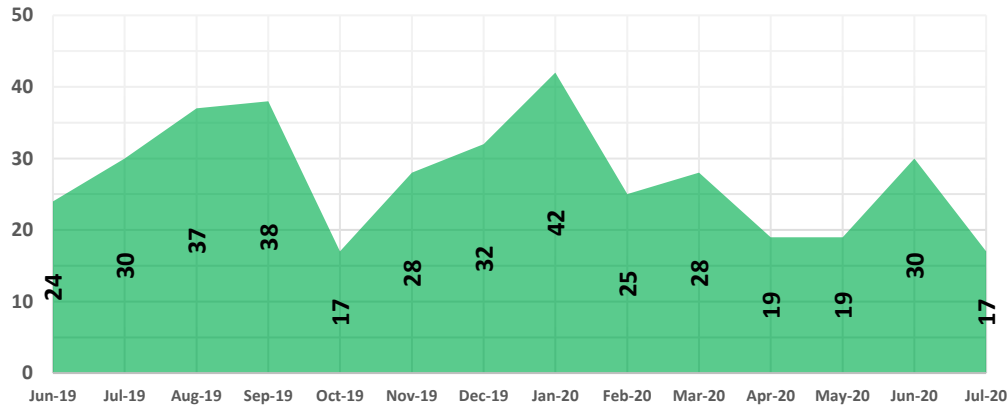
# Bay Area Rapid Transit Police Department

101 8th St, Oakland, CA, 94607 (510) 464-7000 [www.bart.gov/police](http://www.bart.gov/police)

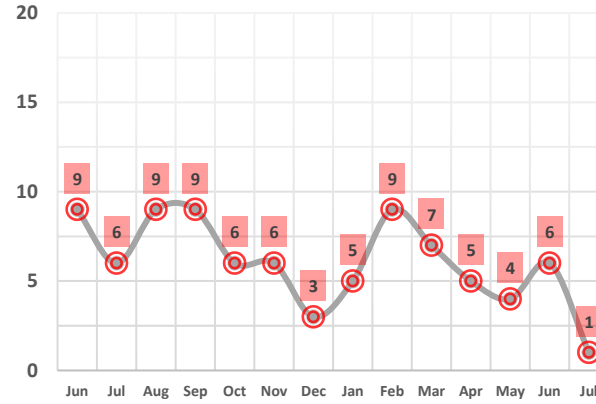
July 2020

Performance Measurement Review - **Systemwide**

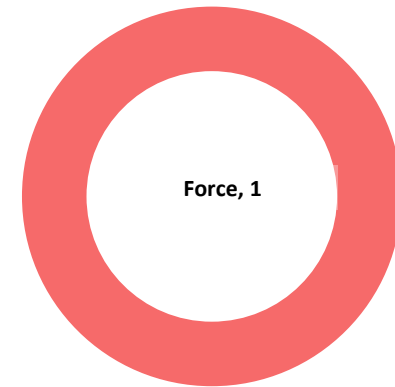
**AB716 - PROHIBITION ORDERS**



**INTERNAL AFFAIRS COMPLAINTS**

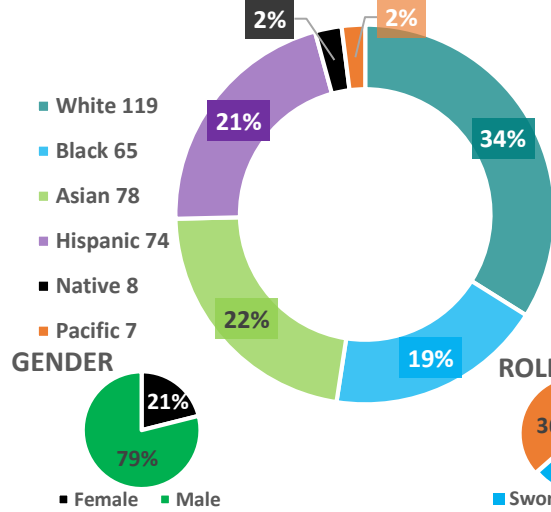


**IA COMPLAINTS RECEIVED<sup>1</sup>**

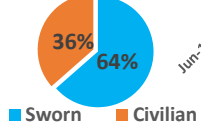


1: Each incident could contain more than one allegation. This chart reflects the most significant allegation per

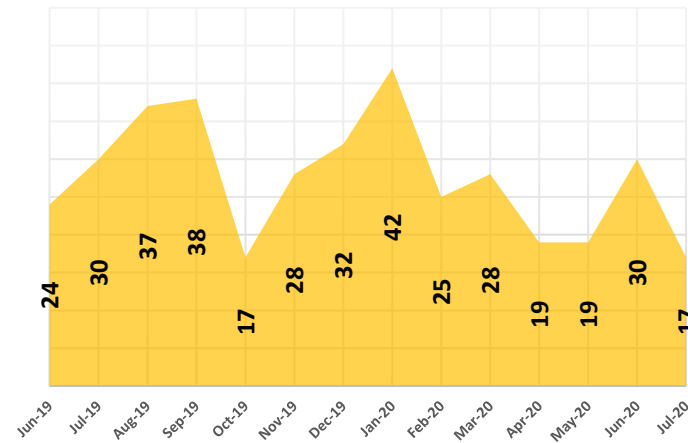
**DEPARTMENT ETHNIC DIVERSITY**



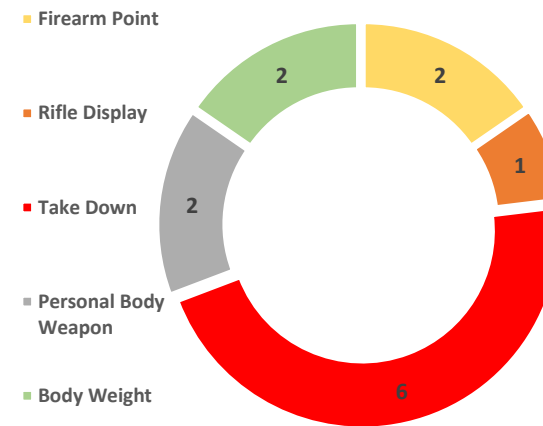
**ROLE**



**USE OF FORCE INCIDENTS**

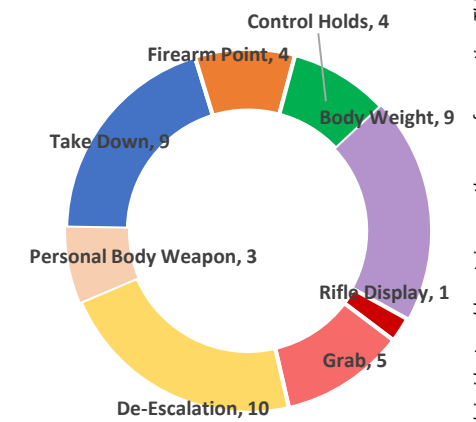


**INCIDENT FORCE OPTIONS USED<sup>2</sup>**



2: Some incidents involved the use of multiple force options. If two officers involved in the same incident used the same force option, this data would reflect both officers. As an example, if two officers used control holds in the same incident,

**TYPES OF FORCE USED<sup>3</sup>**



3: Each incident could contain more than one force option. This chart reflects most significant force options used per incident.



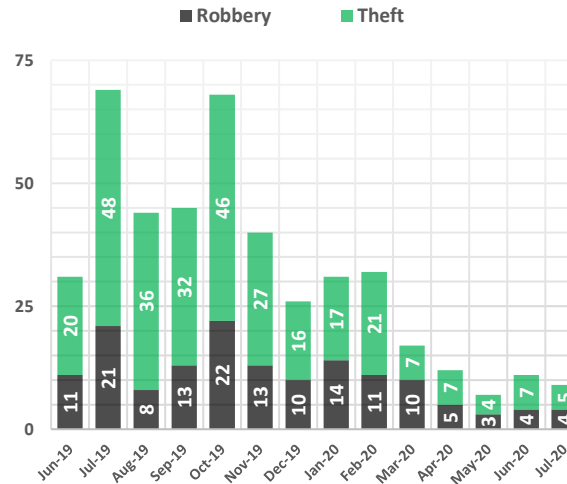
# Bay Area Rapid Transit Police Department

101 8th St, Oakland, CA, 94607 (510) 464-7000 [www.bart.gov/police](http://www.bart.gov/police)

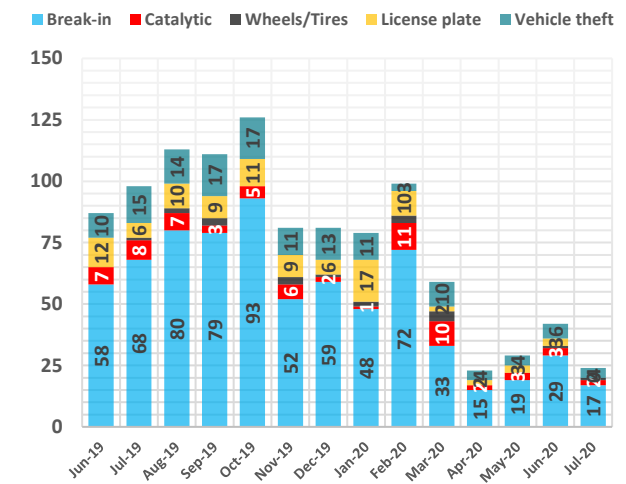
July 2020 Performance Measurement Review - **Alameda County**

PART 1 UCR Crime	2017	2018	2019	YTD 2019	YTD 2020	PCT %
Homicide	0	2	1	1	0	-100%
Rape	6	3	2	2	2	0%
Robbery	191	211	229	137	82	-40%
Aggravated Assault	73	87	52	32	34	+6%
<b>Violent Crime Subtotal</b>	<b>270</b>	<b>303</b>	<b>284</b>	<b>172</b>	<b>118</b>	<b>-31%</b>
Burglary (Structural)	8	11	13	9	8	-11%
Larceny & Auto Burglary	1,471	1,262	1,634	915	461	-50%
Auto Theft	266	201	149	77	42	-45%
Arson	2	3	5	2	2	0%
<b>Property Crime Subtotal</b>	<b>1,747</b>	<b>1,477</b>	<b>1,801</b>	<b>1,003</b>	<b>513</b>	<b>-49%</b>
<b>TOTAL</b>	<b>2,017</b>	<b>1,780</b>	<b>2,085</b>	<b>1,175</b>	<b>631</b>	<b>-46%</b>

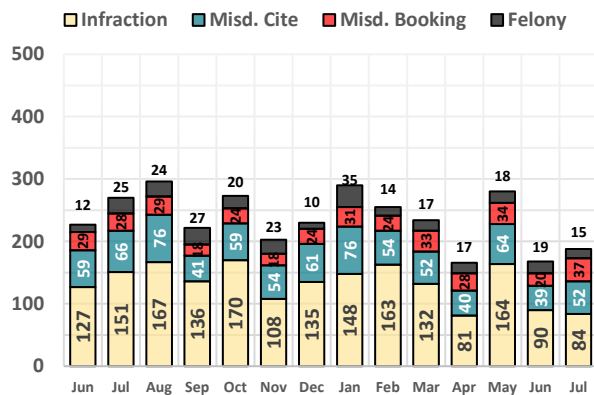
## ALAMEDA ELECTRONIC THEFT



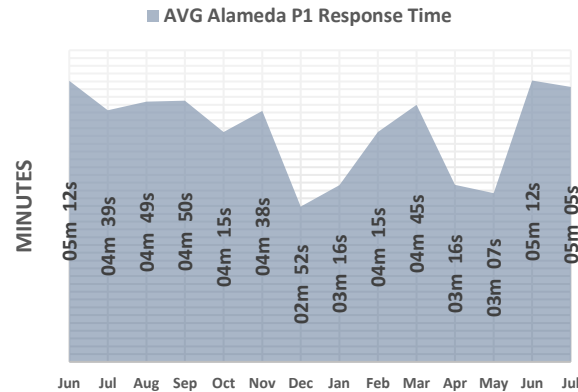
## ALAMEDA VEHICLE CRIME



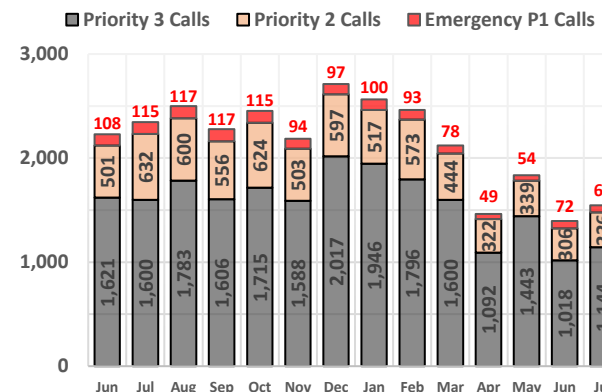
## ALAMEDA ARRESTS & CITATIONS



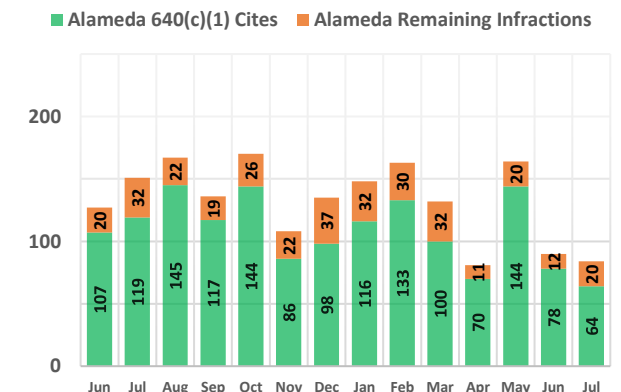
## RESPONSE TIME (P1) AVG



## ALAMEDA PRIORITY 1 - 3 CALLS



## ALAMEDA FARE EVASION



**Preface:** The data is retrieved from the BART Police Database and remains unaudited until corrections. Numbers may differ from the reported data in the Uniform Crime Reporting (UCR) program. Late reporting, the reclassification or unfounding of crimes, can affect crime statistics. Overtime costs are projected numbers. Information in the on the Performance Measurements are subject to change.



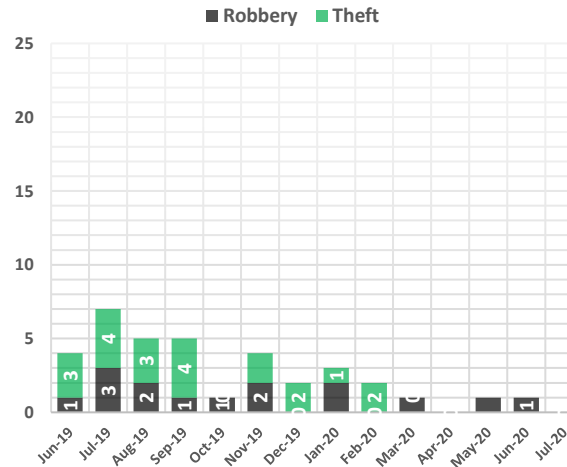
# Bay Area Rapid Transit Police Department

101 8th St, Oakland, CA, 94607 (510) 464-7000 [www.bart.gov/police](http://www.bart.gov/police)

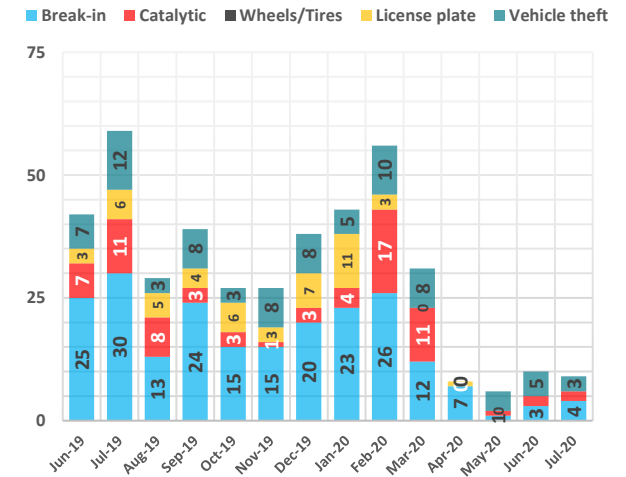
July 2020 Performance Measurement Review - **Contra Costa County**

PART 1 UCR Crime	2017	2018	2019	YTD 2019	YTD 2020	PCT %
Homicide	0	1	0	0	0	-%
Rape	1	0	4	4	0	-100%
Robbery	35	29	34	21	14	-33%
Aggravated Assault	23	20	23	11	11	0%
<b>Violent Crime Subtotal</b>	<b>59</b>	<b>50</b>	<b>61</b>	<b>36</b>	<b>25</b>	<b>-31%</b>
Burglary (Structural)	2	1	2	2	0	-100%
Larceny & Auto Burglary	675	669	592	367	149	-59%
Auto Theft	134	124	81	51	35	-31%
Arson	3	1	0	0	0	-%
<b>Property Crime Subtotal</b>	<b>814</b>	<b>795</b>	<b>675</b>	<b>420</b>	<b>184</b>	<b>-56%</b>
<b>TOTAL</b>	<b>873</b>	<b>845</b>	<b>736</b>	<b>456</b>	<b>209</b>	<b>-54%</b>

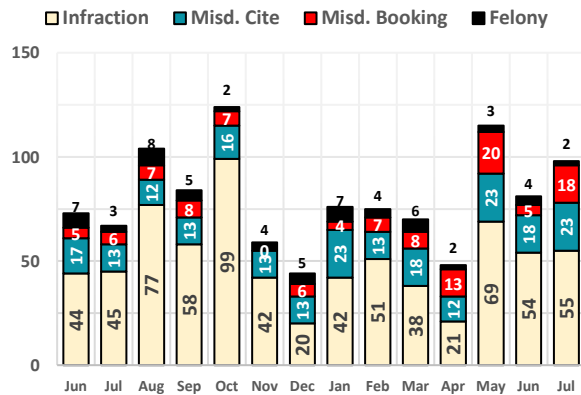
## CONTRA COSTA ELECTRONIC THEFT



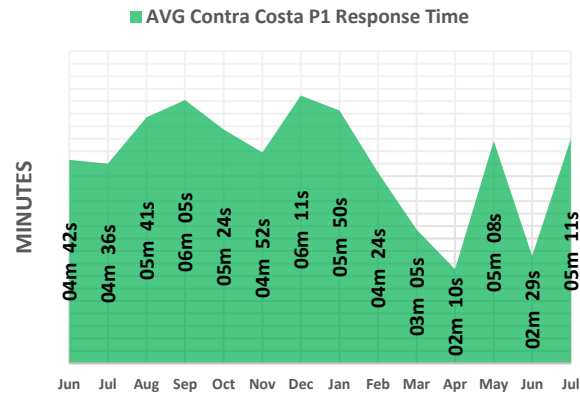
## CONTRA COSTA VEHICLE CRIME



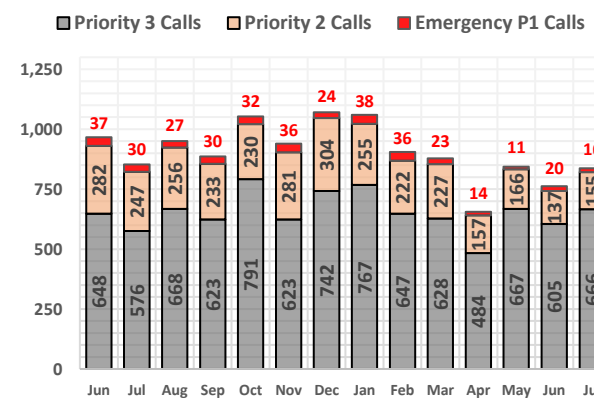
## COCO ARRESTS & CITATIONS



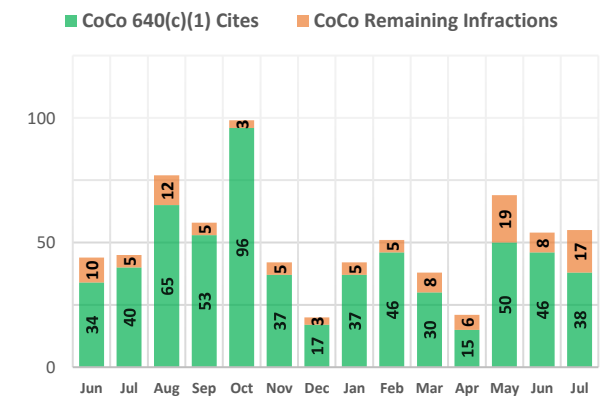
## RESPONSE TIME (P1) AVG



## COCO PRIORITY 1 - 3 CALLS



## COCO FARE EVASION



**Preface:** The data is retrieved from the BART Police Database and remains unaudited until corrections. Numbers may differ from the reported data in the Uniform Crime Reporting (UCR) program. Late reporting, the reclassification or unbounding of crimes, can affect crime statistics. Overtime costs are projected numbers. Information in the on the Performance Measurements are subject to change.



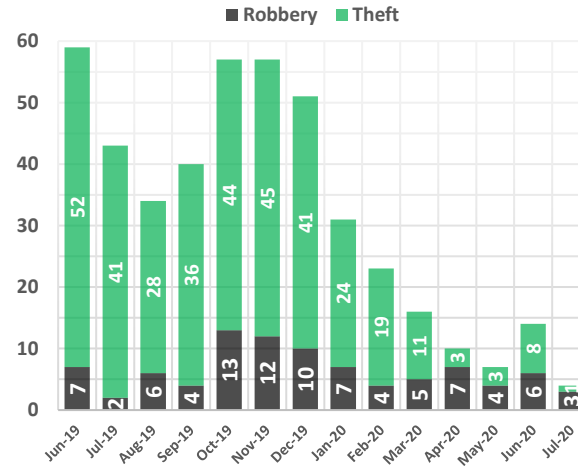
# Bay Area Rapid Transit Police Department

101 8th St, Oakland, CA, 94607 (510) 464-7000 [www.bart.gov/police](http://www.bart.gov/police)

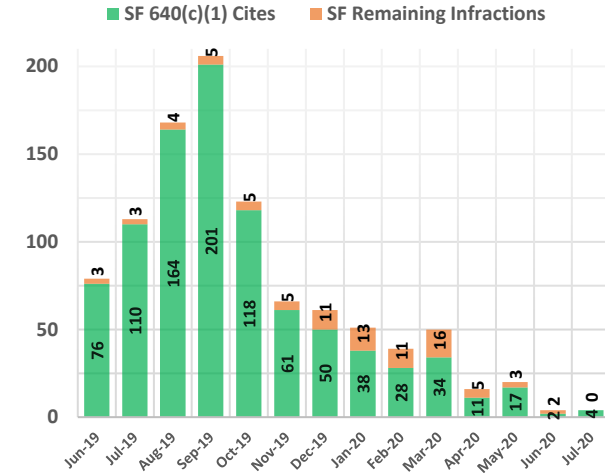
July 2020 Performance Measurement Review - **San Francisco County**

PART 1 UCR Crime	2017	2018	2019	YTD 2019	YTD 2020	PCT %
Homicide	0	0	0	0	0	-%
Rape	0	0	0	4	0	-100%
Robbery	49	97	104	54	47	-13%
Aggravated Assault	23	18	28	20	11	-45%
<b>Violent Crime Subtotal</b>	<b>72</b>	<b>115</b>	<b>132</b>	<b>78</b>	<b>58</b>	<b>-26%</b>
Burglary (Structural)	5	6	4	2	1	-50%
Larceny & Auto Burglary	244	473	619	367	124	-66%
Auto Theft	2	1	1	0	0	-%
Arson	0	0	0	0	1	-%
<b>Property Crime Subtotal</b>	<b>251</b>	<b>480</b>	<b>624</b>	<b>369</b>	<b>126</b>	<b>-66%</b>
<b>TOTAL</b>	<b>323</b>	<b>595</b>	<b>756</b>	<b>447</b>	<b>184</b>	<b>-59%</b>

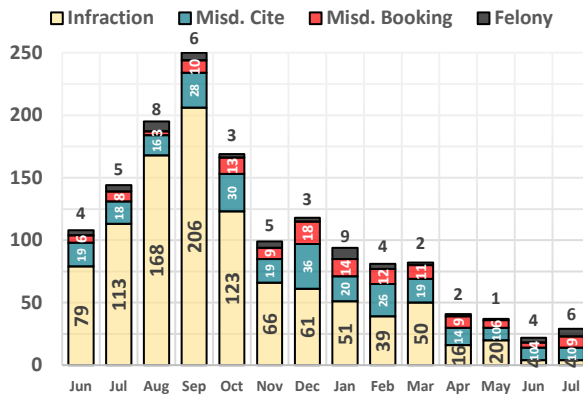
## SAN FRANCISCO ELECTRONIC THEFT



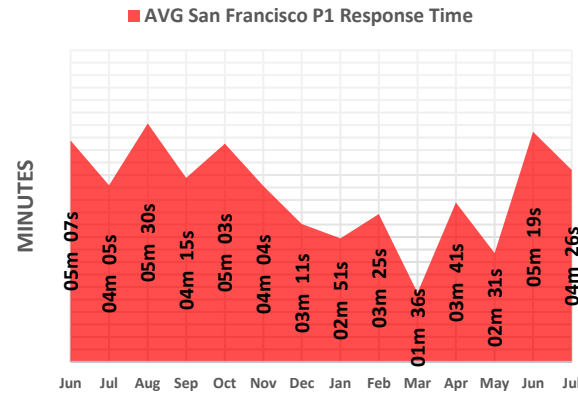
## SAN FRANCISCO FARE EVASION



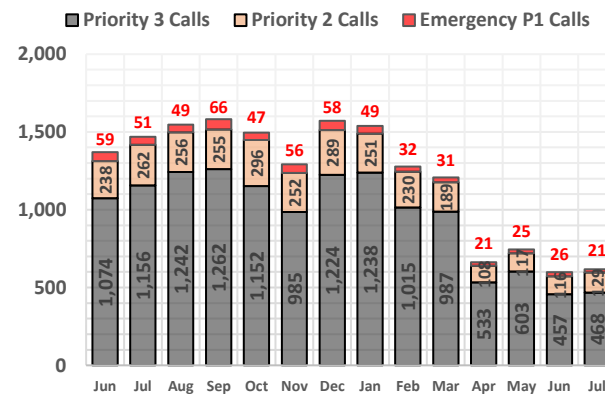
## SF ARRESTS & CITATIONS



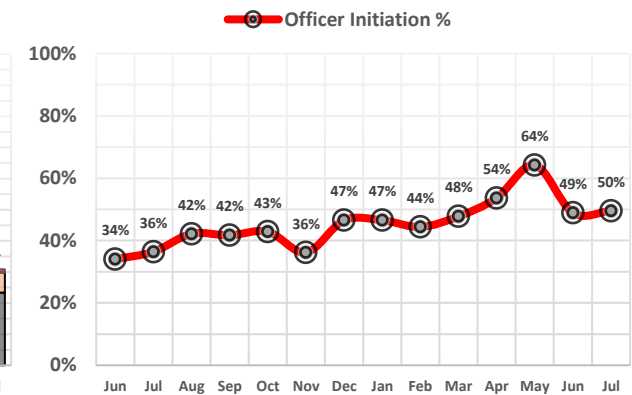
## RESPONSE TIME (P1) AVG



## SF PRIORITY 1 - 3 CALLS



## SF OFFICER-INITIATED INCIDENTS



**Preface:** The data is retrieved from the BART Police Database and remains unaudited until corrections. Numbers may differ from the reported data in the Uniform Crime Reporting (UCR) program. Late reporting, the reclassification or unbounding of crimes, can affect crime statistics. Overtime costs are projected numbers. Information in the on the Performance Measurements are subject to change.





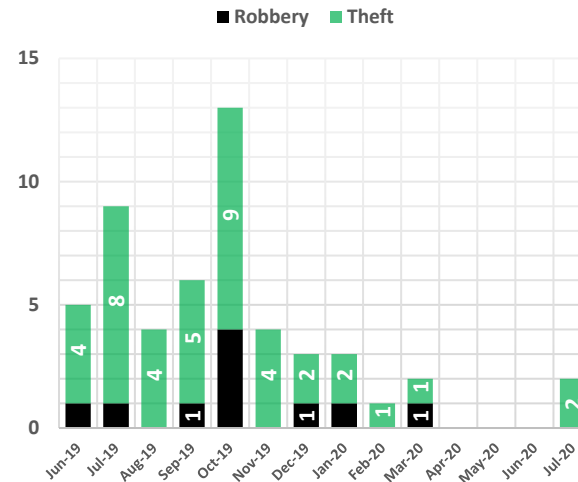
# Bay Area Rapid Transit Police Department

101 8th St, Oakland, CA, 94607 (510) 464-7000 [www.bart.gov/police](http://www.bart.gov/police)

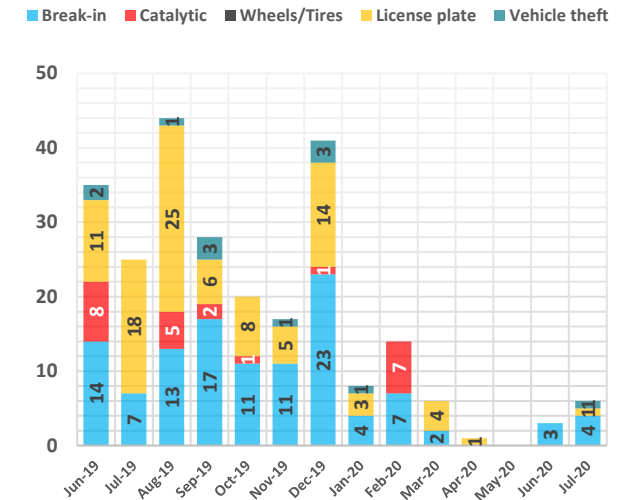
July 2020 Performance Measurement Review - **San Mateo County**

PART 1 UCR Crime	2017	2018	2019	YTD 2019	YTD 2020	PCT %
Homicide	0	0	0	0	0	-%
Rape	1	0	1	0	0	-%
Robbery	15	8	13	6	4	-33%
Aggravated Assault	6	5	8	3	3	0%
<b>Violent Crime Subtotal</b>	<b>22</b>	<b>13</b>	<b>22</b>	<b>9</b>	<b>7</b>	<b>-22%</b>
Burglary (Structural)	0	0	0	0	1	-%
Larceny & Auto Burglary	208	161	332	170	51	-70%
Auto Theft	18	19	13	5	2	-60%
Arson	0	0	0	0	1	-%
<b>Property Crime Subtotal</b>	<b>226</b>	<b>180</b>	<b>345</b>	<b>175</b>	<b>55</b>	<b>-69%</b>
<b>TOTAL</b>	<b>248</b>	<b>193</b>	<b>367</b>	<b>184</b>	<b>62</b>	<b>-66%</b>

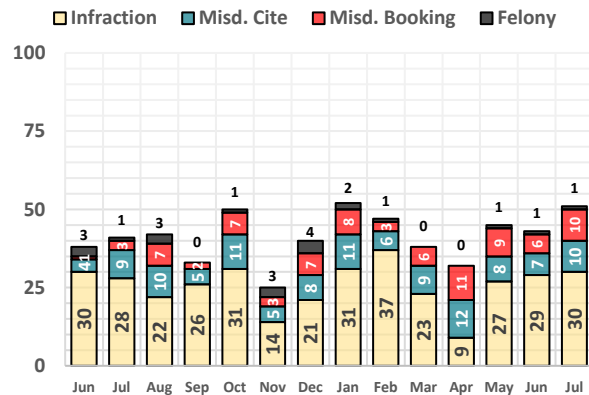
## SAN MATEO ELECTRONIC THEFT



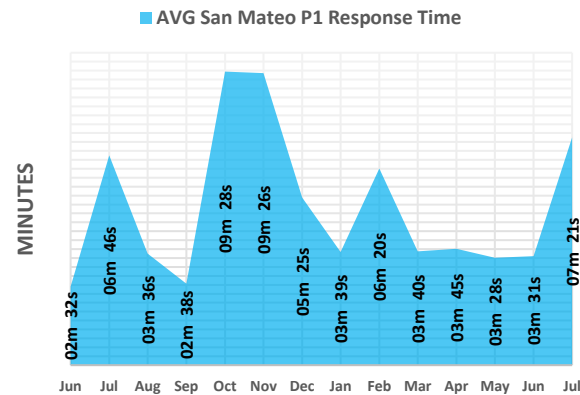
## SAN MATEO VEHICLE CRIME



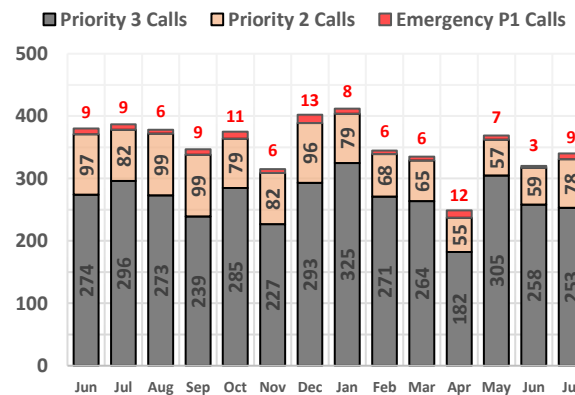
## SMC ARRESTS & CITATIONS



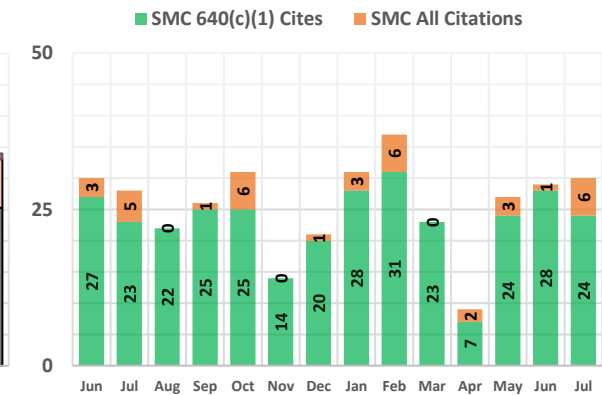
## RESPONSE TIME (P1) AVG



## SMC PRIORITY 1 - 3 CALLS



## SMC FARE EVASION



**Preface:** The data is retrieved from the BART Police Database and remains unaudited until corrections. Numbers may differ from the reported data in the Uniform Crime Reporting (UCR) program. Late reporting, the reclassification or unbounding of crimes, can affect crime statistics. Overtime costs are projected numbers. Information in the on the Performance Measurements are subject to change.



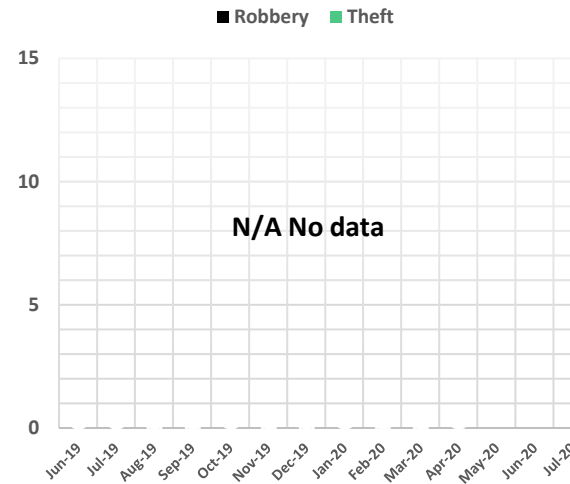
# Bay Area Rapid Transit Police Department

101 8th St, Oakland, CA, 94607 (510) 464-7000 [www.bart.gov/police](http://www.bart.gov/police)

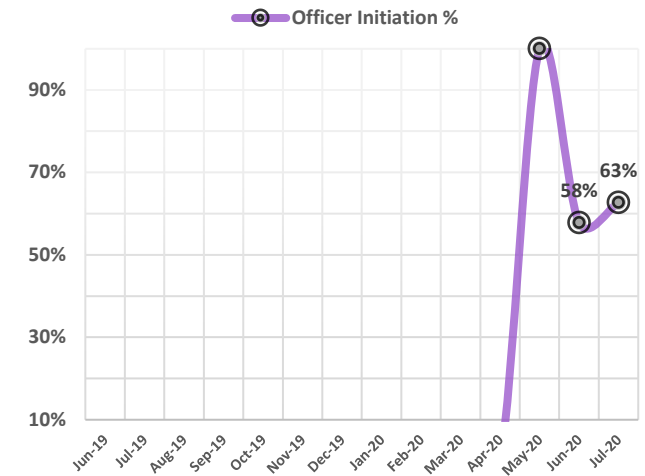
July 2020 Performance Measurement Review - Santa Clara County

PART 1 UCR Crime	2017	2018	2019	YTD 2019	YTD 2020	PCT %
Homicide	-	-	-	0	0	-%
Rape	-	-	-	0	0	-%
Robbery	-	-	-	0	0	-%
Aggravated Assault	-	-	-	0	0	-%
<b>Violent Crime Subtotal</b>	<b>0</b>	<b>0</b>	<b>0</b>	<b>0</b>	<b>0</b>	<b>-%</b>
Burglary (Structural)	-	-	-	0	0	-%
Larceny & Auto Burglary	-	-	-	0	0	-%
Auto Theft	-	-	-	0	0	-%
Arson	-	-	-	0	0	-%
<b>Property Crime Subtotal</b>	<b>0</b>	<b>0</b>	<b>0</b>	<b>0</b>	<b>0</b>	<b>-%</b>
<b>TOTAL</b>	<b>0</b>	<b>0</b>	<b>0</b>	<b>0</b>	<b>0</b>	<b>-%</b>

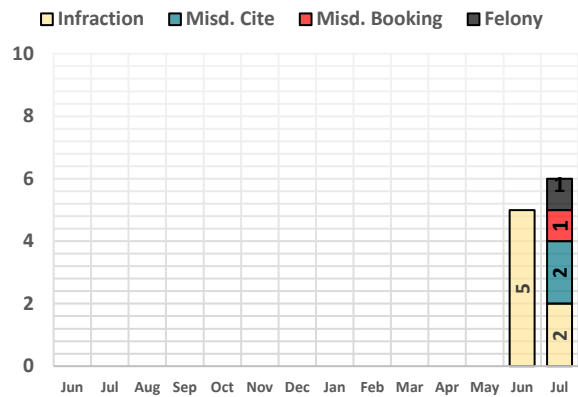
## SANTA CLARA ELECTRONIC THEFT



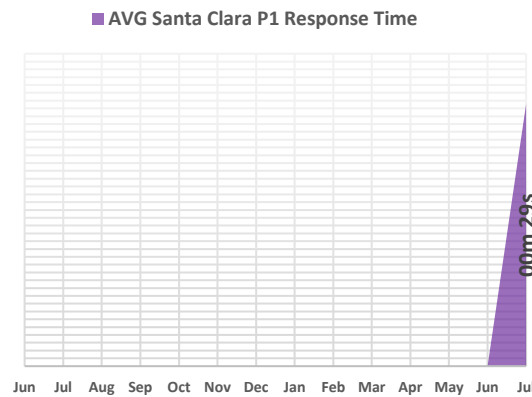
## SCC OFFICER-INITIATED INCIDENTS



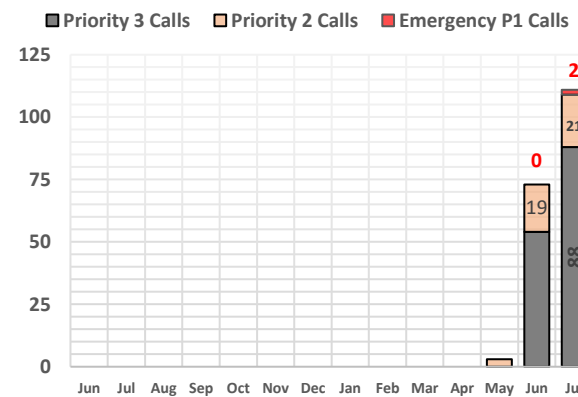
## SCC ARRESTS & CITATIONS



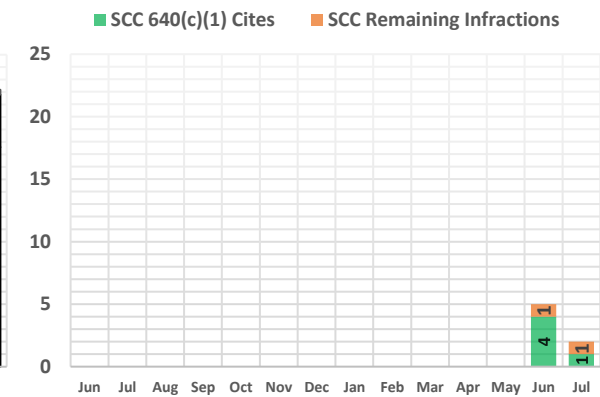
## RESPONSE TIME (P1) AVG



## SCC PRIORITY 1 - 3 CALLS



## SCC FARE EVASION



**Preface:** The data is retrieved from the BART Police Database and remains unaudited until corrections. Numbers may differ from the reported data in the Uniform Crime Reporting (UCR) program. Late reporting, the reclassification or unfounding of crimes, can affect crime statistics. Overtime costs are projected numbers. Information in the on the Performance Measurements are subject to change.

**BART Police Department - Office of Internal Affairs**  
**Investigation Log**

IA#:	DATE OCC'D	DATE REC'D	ALLEGATION	MISC	INVESTIGATOR	STATUS	5 Month Date	Due Date
IA2018-001	1/3/2018	1/3/2018	Force (OIS)		Sgt. T. Salas	Tolled	6/4/2018	
IA2018-043	6/6/2018	6/6/2018	Force		Sgt. McNack	Tolled	11/5/2018	
IA2018-060	7/22/2018	7/23/2018	Service Review		Lt. Franklin	Tolled	12/23/2018	
IA2019-098	9/2/2019	9/3/2019	Policy/Procedure Force, CUBO Arrest/Detention		Sgt. McNack	In Progress	2/2/2020	9/3/2020
IA2019-111	10/1/2019	10/2/2019	Force, CUBO, Search or Seizure	Deferred to OIPA #19-41	OIPA	In Progress	3/2/2020	10/2/2020
IA2019-112	9/20/2019	10/4/2019	Force, CUBO, POD, Supervision, Policy/Procedure	Deferred to OIPA #19-42	OIPA	OIPA Investigation	3/4/2020	10/4/2020
IA2019-117	11/4/2019	11/4/2019	Bias Based Policing	OIPA Intake #19-49	Sgt. McNack	In Progress	4/4/2020	11/4/2020
IA2019-120	11/8/2019	11/4/2020	BBP, Arrest/Detention, Force, CUBO, Axon	Deferred to OIPA #19-51	OIPA	OIPA Investigation	4/8/2020	11/4/2021
IA2019-124	10/24/2019	10/24/2019		Deferred to OIPA #19-46	OIPA	OIPA Investigation	3/24/2020	10/24/2020
IA2019-125	11/13/2019	11/13/2019	CUBO, POD, Policy/ Procedure	Deferred to OIPA #19-52	OIPA	OIPA Investigation	12/11/2019	11/13/2020

IA2019-129	12/11/2019	12/13/2019	Policy/Procedure		Sgt. McNack	In Progress	5/13/2020	12/13/2020
IA2019-133	11/21/2019	12/17/2019	Force		Sgt. McNack	In Progress	6/21/2020	12/17/2020
IA2020-004	6/5/2020	6/8/2020	Bias		Lt. Franklin	In Progress	11/7/2020	6/8/2021
IA2020-008	1/18/2020	1/27/2020		OIPA Intake #20-01	Sgt. T. Salas	In Progress	6/29/2020	1/27/2021
IA2020-013	2/2/2020	2/12/2020	CUBO, Courtesy		Sgt. T. Salas	Awaiting training recommendation	7/13/2020	2/12/2021
IA2020-015	2/12/2020	2/12/2020	Force, Arrest/Detention	Deferred to OIPA #20-07	OIPA	OIPA Investigation	7/13/2020	2/12/2021
IA2020-017	2/15/2020	2/15/2020	Force		Sgt. McNack	Tolled	7/16/2020	2/15/2021
IA2020-018	2/1/2020	2/1/2020	CUBO, Policy/Procedure		Sgt. McNack	In Progress	7/2/2020	2/1/2021
IA2020-019	2/5/2020	2/5/2020	Arrest/detention, Policy/Procedure, Search/seizure	Deferred to OIPA #20-06	OIPA	OIPA Investigation	7/6/2020	2/5/2021
IA2020-020	3/6/2021	2/20/2020	Force	OIPA Intake #20-10	Sgt. McNack	In Progress	7/21/2020	2/20/2021
IA2020-022	2/19/2020	2/21/2020	Force, Arrest/Detention, Bias Based Policing, Search or seizure	Deferred to OIPA #20-11	OIPA	OIPA Investigation	7/22/2020	2/21/2021

IA2020-023	2/29/2020	2/29/2020	Axon, Bias Based Policing		Sgt. McNack	In Progress	7/30/2020	3/1/2021
IA2020-024	2/15/2020	3/7/2020	Force, Arrest/Detention	OIPA Intake #20-13	Sgt. McNack	In Progress	8/6/2020	3/7/2021
IA2020-025	2/28/2020	2/29/2020	BPD providing private taxi services	Inquiry	Sgt. McNack	In Progress	3/30/2020	3/1/2021
IA2020-026	3/5/2020	3/9/2020	Arrest/Detention, BBP, Axon Policy/Procedure	Deferred to OIPA #20-14	OIPA	OIPA Investigation	7/30/2020	3/9/2021
IA2020-027	11/10/2019	3/12/2020	POD		Sgt. T. Salas	In Progress	4/10/2020	3/12/2021
IA2020-028	3/12/2020	3/12/2020	Force		Sgt. T. Salas	In Progress	8/11/2020	3/12/2021
IA2020-030	2/16/2020	3/16/2020	CUBO	Admin Closure	Sgt. T. Salas	In Progress	8/15/2020	3/16/2021
IA2020-031	3/11/2020	3/14/2020	CUBO		Sgt. McNack	In Progress	8/13/2020	3/14/2021
IA2020-033	4/1/2020	4/1/2020	Force		Sgt. T. Salas	In Progress	8/31/2020	4/1/2021
IA2020-034	4/22/2020	4/22/2020	CUBO	Admin Closure	Sgt. McNack	In Progress	5/22/2020	4/22/2021
IA2020-035	4/26/2020	4/26/2020	BBP, CUBO, Axon	Formal/Admin Investigation	Sgt. T. Salas	In Progress	9/25/2020	4/26/2021
IA2020-036	Unk	4/30/2020	Arrest/Detention, POD, Axon	OIPA Intake #20-17	Sgt. McNack	In Progress	9/29/2020	4/30/2021
IA2020-037	Unk	4/30/2020	POD	OIPA Intake #20-18	Sgt. T. Salas	In Progress	10/3/2020	4/30/2021

IA2020-038	5/4/2019	5/13/2020	POD	Possible Clear by Video	Sgt. T. Salas	In Progress	10/12/2020	5/13/2021
IA2020-039	5/14/2019	5/14/2020	POD		Sgt. T. Salas	In Progress	10/12/2020	5/14/2021
IA2020-040	5/12/2020	5/12/2020	Force		Sgt. McNack	In Progress	10/11/2020	5/12/2021
IA2020-042	6/2/2020	6/3/2020	Arrest/Detention		Sgt. T. Salas	In Progress	11/2/2020	6/3/2021
IA2020-044	6/4/2020	6/5/2020	CUBO, Courtesy, Policy/Procedure	Deferred to OIPA #20-19	OIPA	In Progress	11/4/2020	6/5/2021
IA2020-045	6/6/2020	6/6/2020	CUBO		Sgt. T. Salas	In Progress	7/10/2020	6/6/2021
IA2020-046	6/8/2020	6/8/2020	BBP, CUBO		Sgt. T. Salas	In Progress	11/7/2020	6/8/2021
IA2020-047	6/11/2020	6/12/2020	CUBO		Sgt. T. Salas	In Progress	11/11/2020	6/12/2021
IA2020-048	7/23/2020	7/23/2020	Force		Sgt. T. Salas	In Progress	12/22/2020	7/23/2021

# BART Watch - 2020

	Jan	Feb	Mar	Apr	May	Jun	Jul	Aug	Sep	Oct	Nov	Dec	YTD
Crime in Progress	53	60	32	17	9	17	16						
Disruptive Behavior	589	593	352	78	86	114	140						
Drug Use	294	222	155	38	52	64	62						
Human Trafficking	2	0	0	3	1	0	1						
Illegally Parked Vehicle	16	22	1	1	2	2	2						
Aggressive Panhandling	40	42	15	3	5	3	4						
Report a Crime Tip	22	28	10	4	13	29	14						
Robbery/Theft	18	13	10	5	6	5	1						
Sexual Assault/Lewd Behavior	20	17	35	246	137	327	2						
Suspicious Activity	82	71	58	28	17	28	19						
Unattended Bag or Package	28	25	9	2	5	6	3						
Unsecure Door	11	2	4	4	3	2	0						
Vandalism	64	55	21	18	6	21	15						
Welfare Check	144	121	91	27	29	39	50						
<b>Total</b>	<b>1383</b>	<b>1271</b>	<b>793</b>	<b>474</b>	<b>371</b>	<b>657</b>	<b>329</b>						

Total Downloads: 88,856

Total Reports Made

Anonymous: 41.07%

Non-Anonymous: 58.93%