

# BART POLICE DEPARTMENT



June 2022

MONTHLY REPORT



# Bay Area Rapid Transit Police Department

101 8th St, Oakland, CA, 94607 (510) 464-7000 [www.bart.gov/police](http://www.bart.gov/police)

June 2022 Performance Measurement Review - **Systemwide**

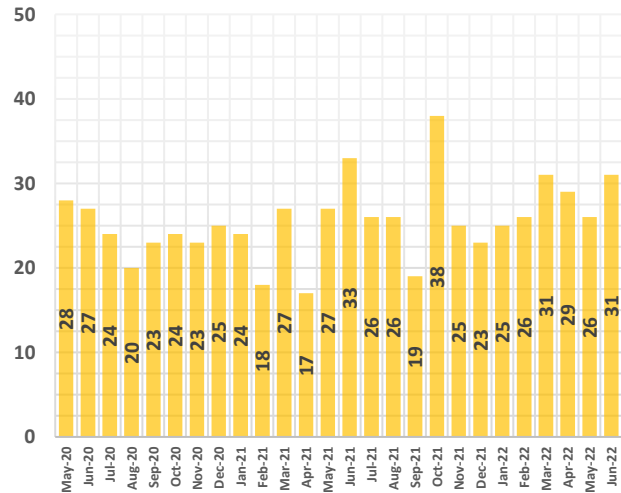
PART 1 UCR Crime	2017	2018	2019	2020	2021	YTD 2021	YTD 2022	PCT %
Homicide	0	3	2	0	0	0	2	-%
Rape	8	3	7	5	8	3	4	+33%
Robbery	290	345	378	252	143	71	92	+30%
Aggravated Assault	125	130	112	95	71	31	50	+61%
<b>Violent Crime Subtotal</b>	<b>423</b>	<b>481</b>	<b>499</b>	<b>352</b>	<b>222</b>	<b>105</b>	<b>148</b>	<b>+41%</b>
Burglary (Structural)	15	18	16	12	11	4	14	+250%
Larceny & Auto Burglary	2,593	2,565	3,177	1,038	882	349	475	+36%
Auto Theft	420	348	247	100	134	37	87	+135%
Arson	4	4	4	4	5	0	8	-%
<b>Property Crime Subtotal</b>	<b>3,032</b>	<b>2,935</b>	<b>3,444</b>	<b>1,154</b>	<b>1,032</b>	<b>390</b>	<b>584</b>	<b>+50%</b>
<b>TOTAL</b>	<b>3,455</b>	<b>3,416</b>	<b>3,943</b>	<b>1,506</b>	<b>1,254</b>	<b>495</b>	<b>732</b>	<b>+48%</b>

## Part 1 Crimes: Top Five Stations

June 2022 R60/RIS A40/SLS M40/CCS M90/DCS M10/OWS  
 Full Year 2021 A30/COS A60/HAS M10/OWS A10/LMS A20/FVS

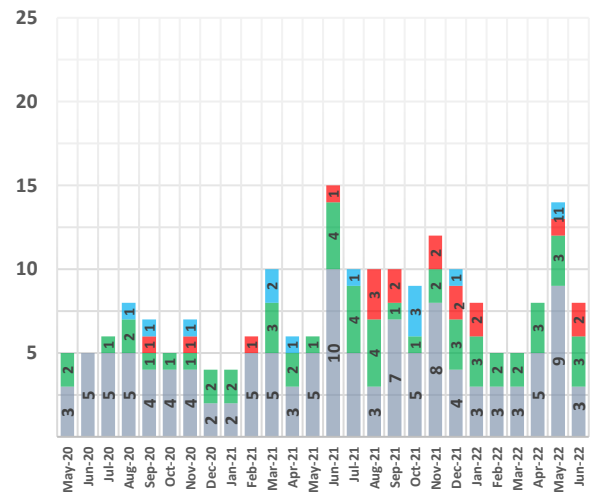
### BATTERY & ASSAULT ON BART

Battery, Simple Assaults



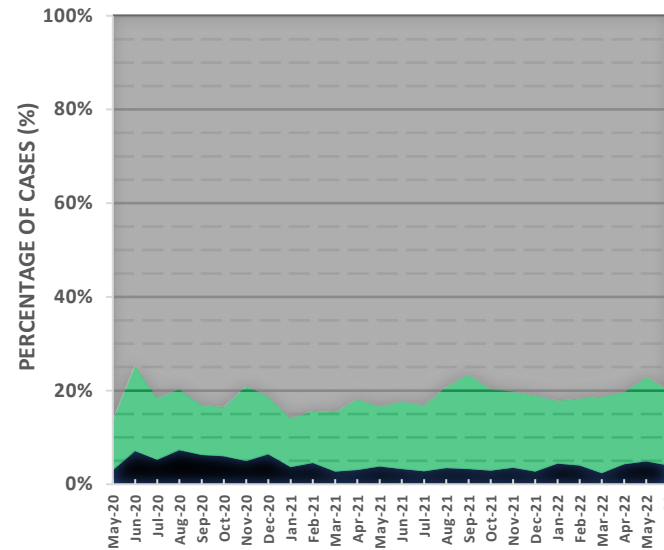
### BICYCLE THEFT

Alameda Contra Costa San Francisco San Mateo Santa Clara



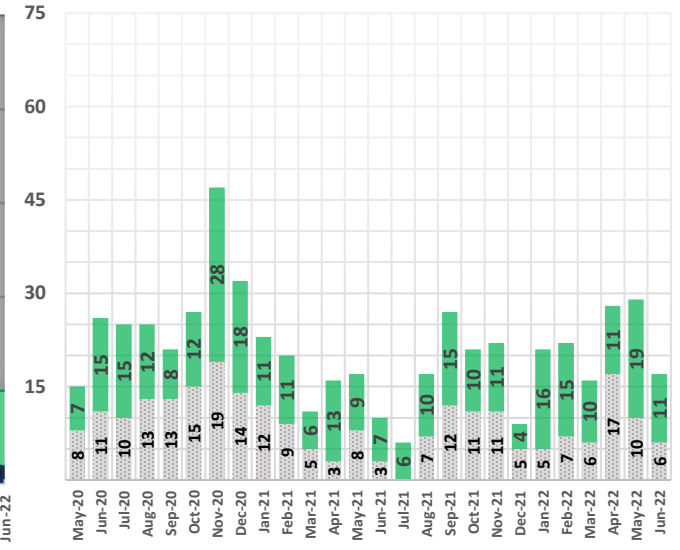
## PART 1 CRIME OVERALL

Violent Crimes Property Crimes All other cases



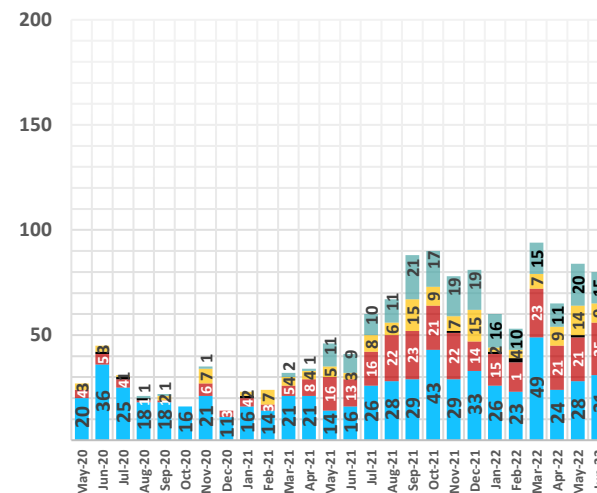
## ELECTRONIC THEFT

Robbery Theft



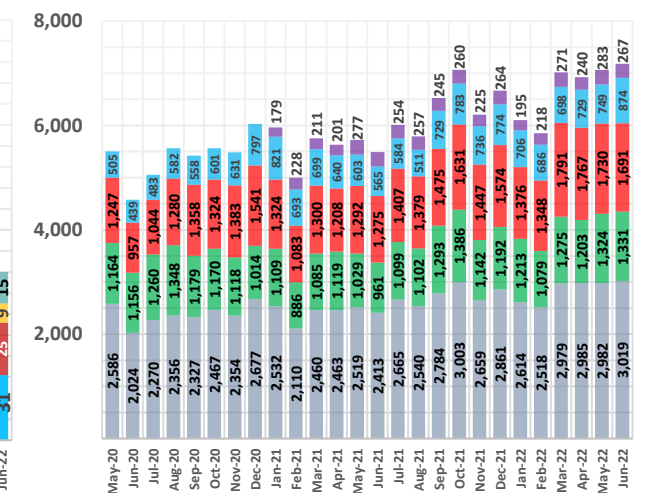
## VEHICLE CRIME

Break-in Catalytic Wheel/Tires License Plate Vehicle Theft



## CALLS TO DISPATCH

Alameda Contra Costa San Francisco San Mateo Santa Clara



**Preface:** The data is retrieved from the BART Police Database and remains unaudited until corrections. Numbers may differ from the reported data in the Uniform Crime Reporting (UCR) program.

Late reporting, the reclassification or unbounding of crimes, can affect crime statistics. Overtime costs are projected numbers. Information provided on the reports are subject to change.

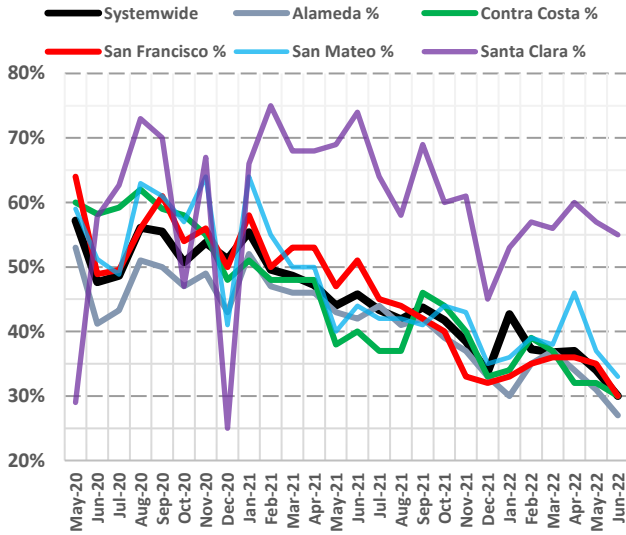


# Bay Area Rapid Transit Police Department

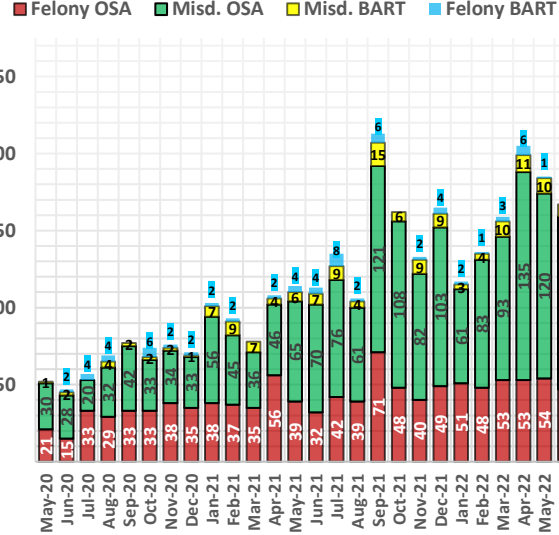
101 8th St, Oakland, CA, 94607 (510) 464-7000 [www.bart.gov/police](http://www.bart.gov/police)

June 2022 Performance Measurement Review - **Systemwide**

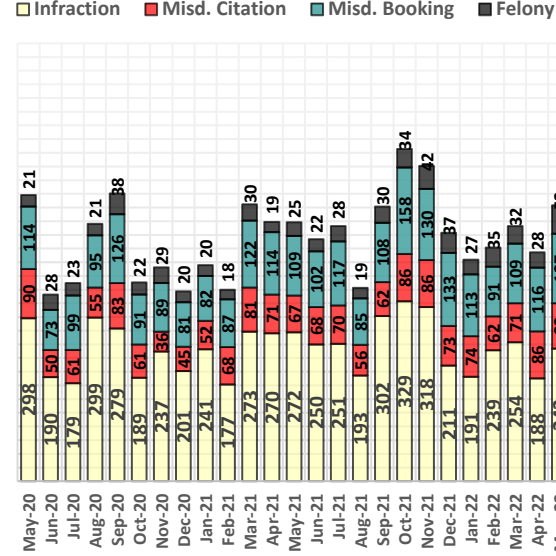
## OFFICER-INITIATED INCIDENTS



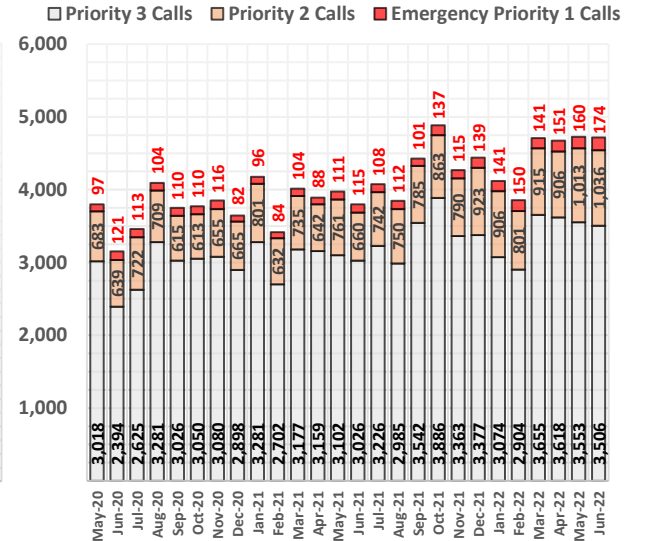
## WARRANT ARRESTS



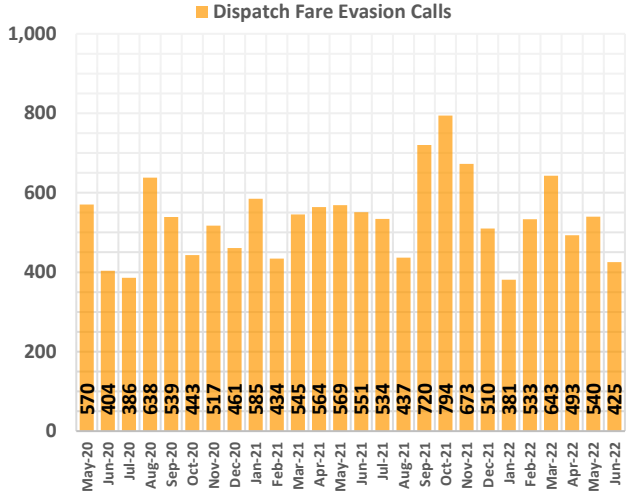
## ALL BOOKINGS & ARRESTS



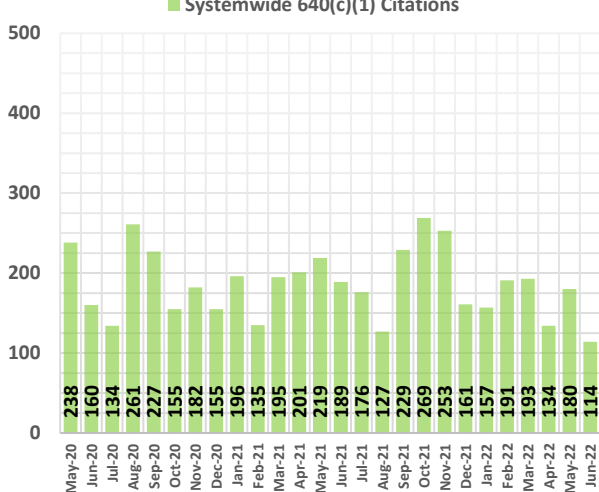
## PRIORITY TYPE 1 - 3 CALLS



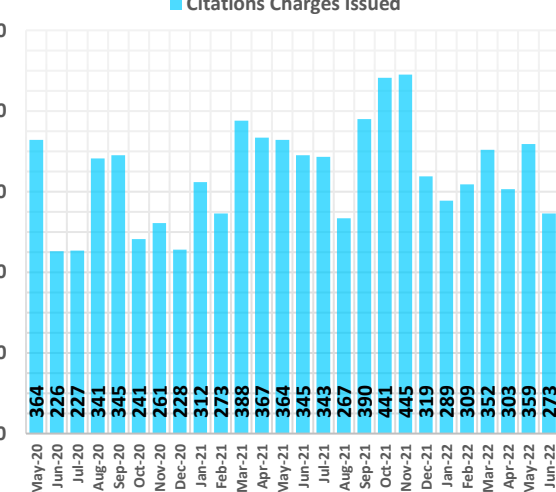
## FARE EVASION CAD CALLS



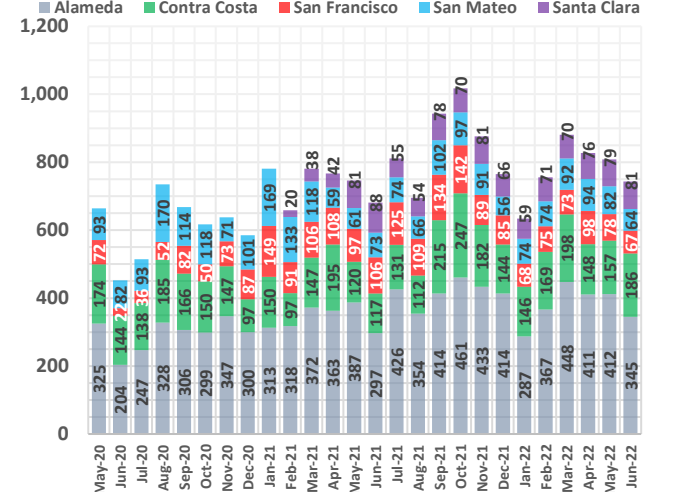
## FARE EVASION CITATIONS



## ALL CITATIONS



## FIELD INTERVIEWS



**Preface:** The data is retrieved from the BART Police Database and remains unaudited until corrections. Numbers may differ from the reported data in the Uniform Crime Reporting (UCR) program.

Late reporting, the reclassification or unfounding of crimes, may affect statistics. Infraction citations consist of all individual charges. Felony arrests, misdemeanor arrests and citations are based on each instance per individual

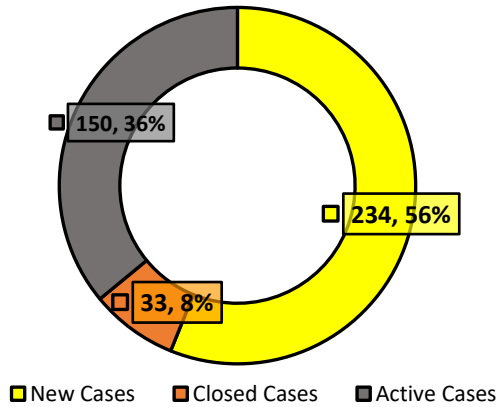


# Bay Area Rapid Transit Police Department

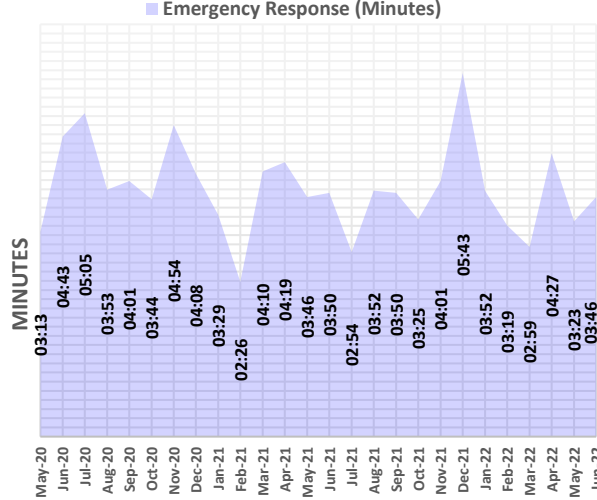
101 8th St, Oakland, CA, 94607 (510) 464-7000 [www.bart.gov/police](http://www.bart.gov/police)

June 2022 Performance Measurement Review - **Systemwide**

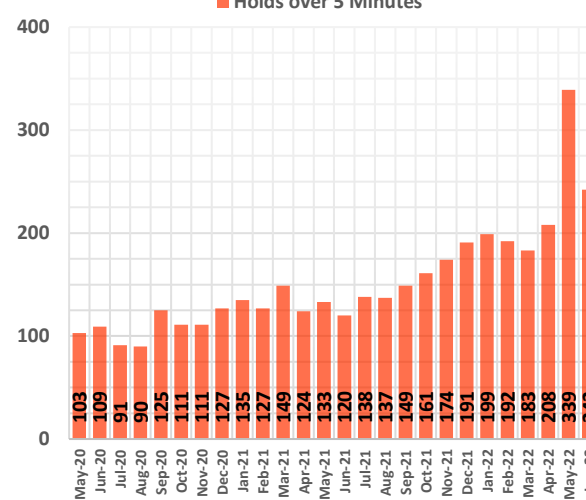
## INVESTIGATIVE ASSIGNMENTS



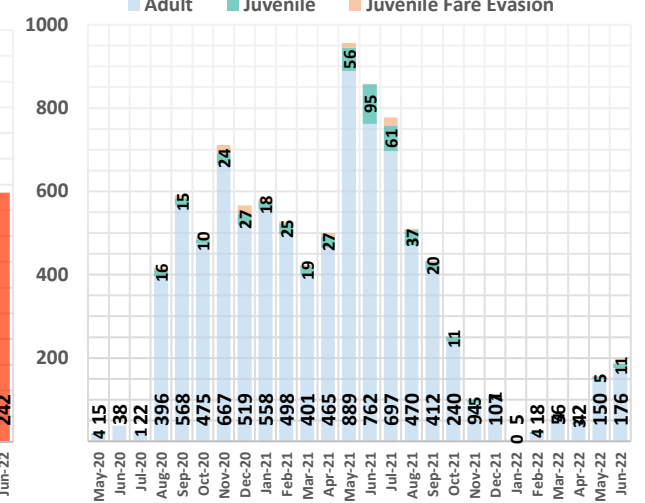
## RESPONSE TIME (PRIORITY 1)



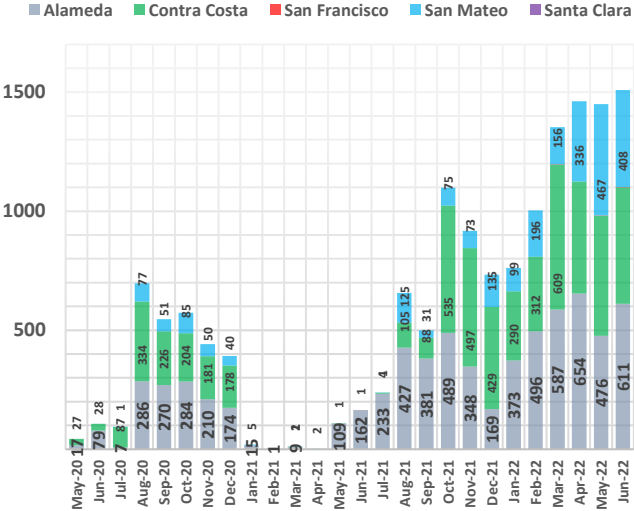
## POLICE TRAIN HOLDS



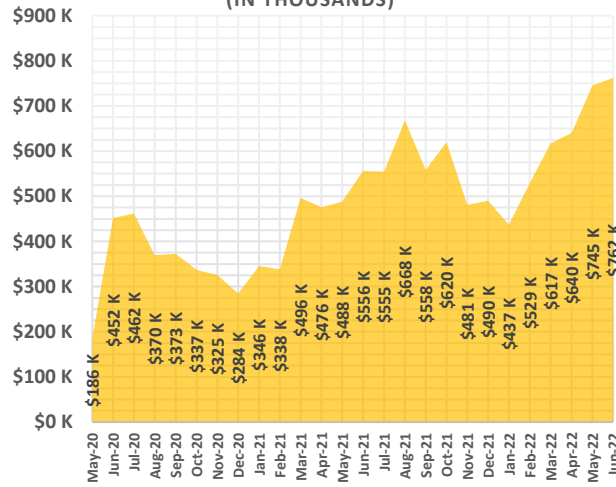
## PROOF OF PAYMENT CITATIONS



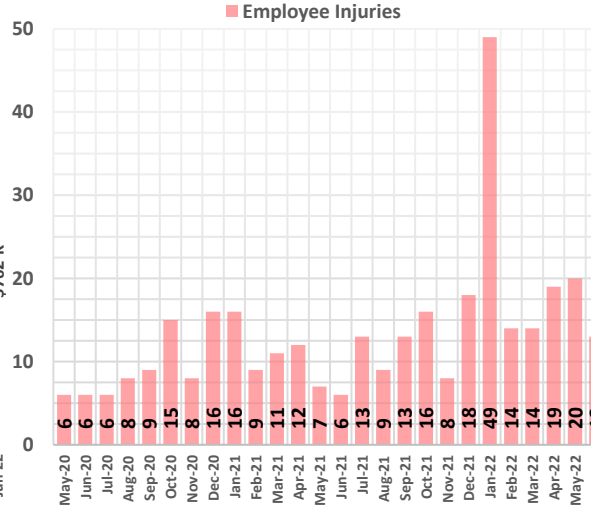
## PARKING CITATIONS



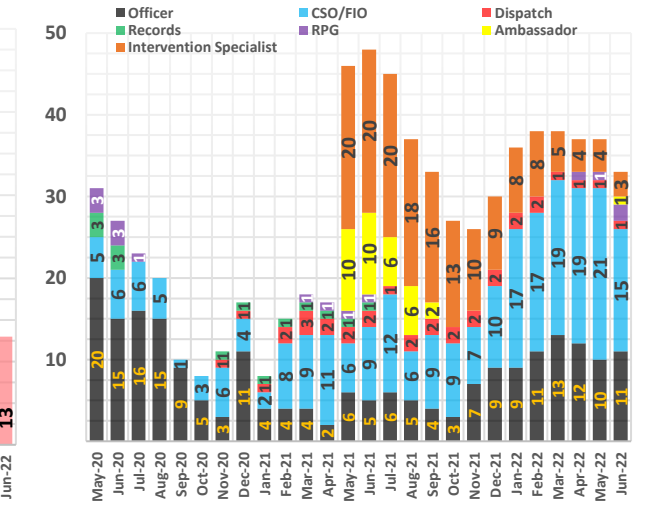
## OVERTIME UTILIZATION (IN THOUSANDS)



## EMPLOYEE INJURIES



## VACANCIES



**Preface:** The data is retrieved from the BART Police Database and remains unaudited until corrections. Numbers may differ from the reported data in the Uniform Crime Reporting (UCR) program. Late reporting, the reclassification or unbounding of crimes, can affect crime statistics. Overtime costs are projected numbers. Information provided on the reports are subject to change.

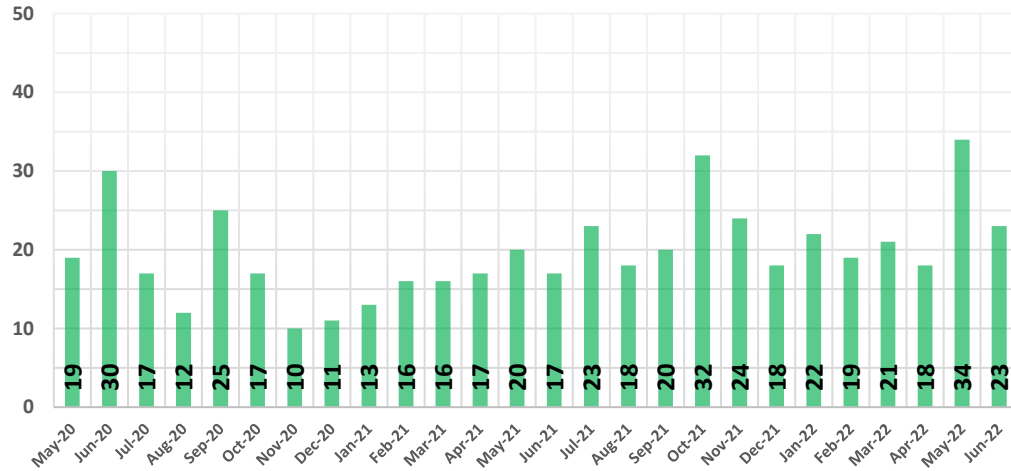


# Bay Area Rapid Transit Police Department

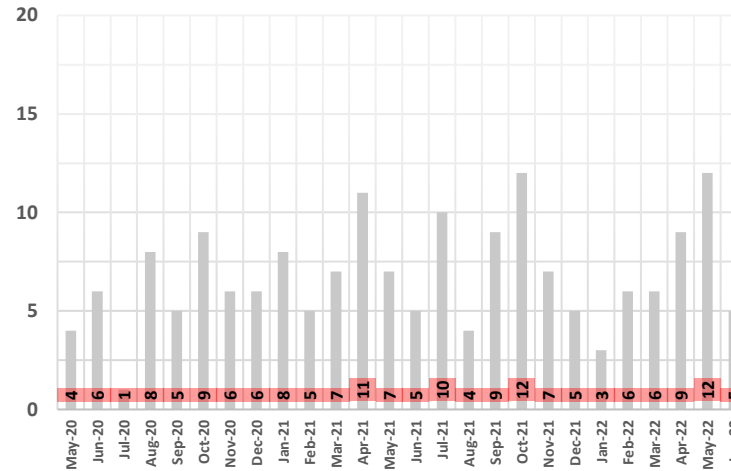
101 8th St, Oakland, CA, 94607 (510) 464-7000 [www.bart.gov/police](http://www.bart.gov/police)

June 2022 Performance Measurement Review - **Systemwide**

## AB716 - PROHIBITION ORDERS

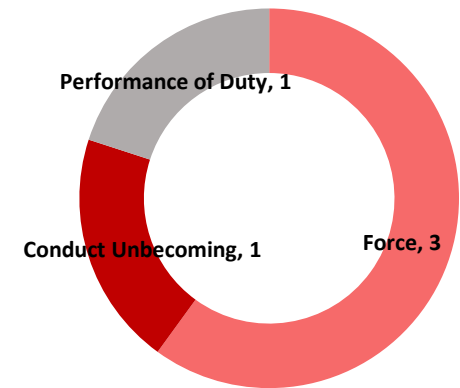


## INTERNAL AFFAIRS COMPLAINTS



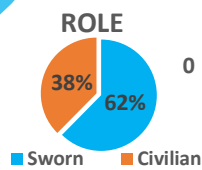
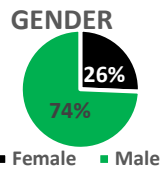
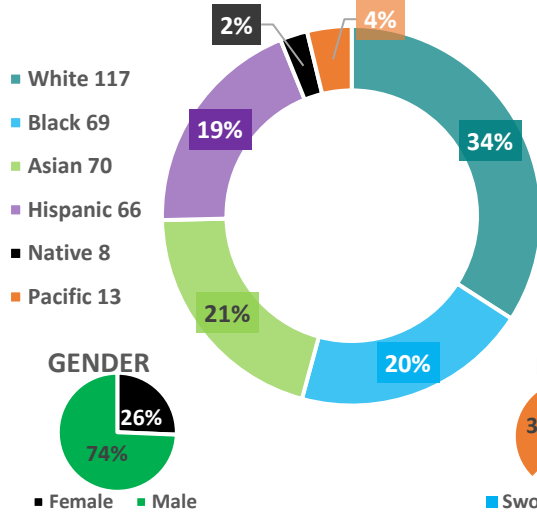
## June 2022

### IA COMPLAINTS RECEIVED<sup>1</sup>

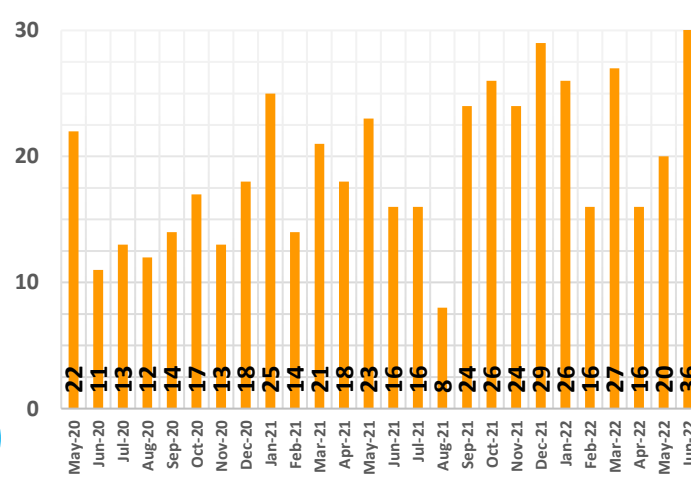


1: Each incident could contain more than one allegation. This chart reflects the most significant allegation per

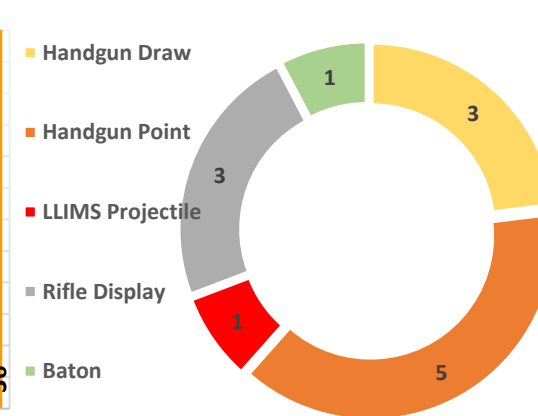
## DEPARTMENT ETHNIC DIVERSITY



## USE OF FORCE INCIDENTS

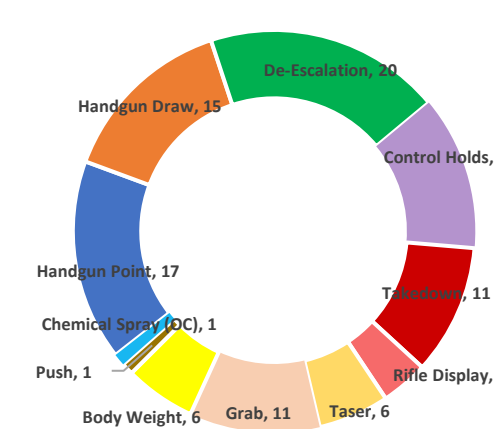


## INCIDENT FORCE OPTIONS USED<sup>2</sup>



3: Some incidents involved the use of multiple force options. If two officers involved in the same force option, this data would reflect both officers. As an example, if two officers used control holds in the same incident, this data would reflect two separate control holds.

## TYPES OF FORCE USED<sup>3</sup>



2: Each incident could contain more than one force option. This chart reflects most significant force options used per incident.



## Bay Area Rapid Transit Police Department

101 8th St, Oakland, CA, 94607 (510) 464-7000 [www.bart.gov/police](http://www.bart.gov/police)

June 2022

Performance Measurement Review - **Systemwide**

BART PD Uses of Force													
Use of Force Incidents	Jan	Feb	Mar	Apr	May	Jun	Jul	Aug	Sep	Oct	Nov	Dec	Total
2022 CY	26	16	27	16	20	36							141
2021 CY	25	14	21	18	23	16	16	8	24	26	24	29	244
2020 CY	22	21	16	11	22	11	13	12	14	17	13	18	190
2019 CY	27	20	17	30	21	19	27	27	26	21	14	28	277
2022 YTD	26	42	69	85	105	141							
2021 YTD	25	39	60	78	101	117	133	141	165	191	215	244	
2020 YTD	22	43	59	70	92	103	116	128	142	159	172	190	
2019 YTD	27	47	64	94	115	134	161	188	214	235	249	277	

BART PD Dispatch Communications Center													
Dispatch Center Calls	Jan	Feb	Mar	Apr	May	Jun	Jul	Aug	Sep	Oct	Nov	Dec	Total
2022 Calls for Service	6,087	5,802	7,138	6,936	7,080	7,191							40,234
2022 Priority 1 Calls	141	150	141	151	160	174							917
2022 Medical Emergencies	302	255	286	277	309	353							1,782
2022 Avg P1 Response Time	03:52	03:19	02:59	04:27	03:23	03:46							03:38
2021 Calls for Service	5,966	5,076	5,827	5,706	5,756	5,491	6,017	5,807	6,530	7,031	6,184	6,670	72,061
2021 Priority 1 Calls	96	84	104	88	111	115	108	112	101	137	115	139	1,310
2021 Medical Emergencies	266	191	193	193	197	181	209	195	228	232	199	294	2,578
2021 Avg P1 Response Time	03:29	02:26	04:10	04:19	03:46	03:50	02:54	03:52	03:50	03:25	04:01	05:43	03:49
2020 Calls for Service	7,470	6,753	6,086	4,242	5,583	4,770	5,319	6,008	5,715	5,835	5,678	5,499	68,958
2020 Priority 1 Calls	191	167	138	96	97	121	113	104	110	110	116	82	1,445
2020 Medical Emergencies	306	295	273	173	168	166	176	156	154	125	160	178	2,330
2020 Avg P1 Response Time	04:02	04:12	03:20	03:15	03:13	04:43	05:05	03:53	04:01	03:44	04:54	04:08	04:02
2019 Calls for Service	7,523	7,785	7,829	7,698	7,449	6,676	6,746	7,182	6,770	7,138	6,301	7,643	86,740
2019 Priority 1 Calls	203	181	202	204	202	213	205	199	222	205	192	192	2,420
2019 Medical Emergencies	361	310	370	321	396	360	318	323	339	329	329	381	4,137
2019 Avg P1 Response Time	05:16	05:10	04:49	04:40	03:52	06:17	04:38	06:45	05:34	05:30	04:57	03:47	05:06



# Bay Area Rapid Transit Police Department

101 8th St, Oakland, CA, 94607 (510) 464-7000 [www.bart.gov/police](http://www.bart.gov/police)

June 2022

Performance Measurement Review - **Systemwide**

BART PD Enforcement Contacts													
Felony Arrests	Jan	Feb	Mar	Apr	May	Jun	Jul	Aug	Sep	Oct	Nov	Dec	Total
2022 Felony Arrest	27	35	32	28	52	39							213
2021 Felony Arrest	20	18	30	19	25	22	28	19	30	34	42	37	324
2020 Felony Arrest	51	23	24	21	21	28	23	21	38	22	29	20	321
2019 Felony Arrest	35	41	27	29	35	25	33	43	38	25	32	22	385
2022 Felony Arrest YTD	27	62	94	122	174	213							
2021 Felony Arrest YTD	20	38	68	87	112	134	162	181	211	245	287	324	
2020 Felony Arrest YTD	51	74	98	119	140	168	191	212	250	272	301	321	
2019 Felony Arrest YTD	35	76	103	132	167	192	225	268	306	331	363	385	
Misdemeanor Arrests	Jan	Feb	Mar	Apr	May	Jun	Jul	Aug	Sep	Oct	Nov	Dec	Total
2022 Misd. Arrest	113	91	109	116	127	133							689
2021 Misd. Arrest	82	87	122	114	109	102	117	85	108	158	130	133	1,347
2020 Misd. Arrest	124	101	103	81	114	73	99	95	126	91	89	81	1,177
2019 Misd. Arrest	138	169	147	142	127	101	108	119	92	115	89	118	1,465
2022 Misd. Arrest YTD	113	204	313	429	556	689							
2021 Misd. Arrest YTD	82	169	291	405	514	616	733	818	926	1,084	1,214	1,347	
2020 Misd. Arrest YTD	124	225	328	409	523	596	695	790	916	1,007	1,096	1,177	
2019 Misd. Arrest YTD	138	307	454	596	723	824	932	1,051	1,143	1,258	1,347	1,465	
Cite & Releases	Jan	Feb	Mar	Apr	May	Jun	Jul	Aug	Sep	Oct	Nov	Dec	Total
2022 Cite & Release	74	62	71	86	83	89							465
2021 Cite & Release	52	68	81	71	67	68	70	56	62	86	86	73	840
2020 Cite & Release	68	50	67	72	90	50	61	55	83	61	36	45	738
2019 Cite & Release	107	138	112	83	64	72	62	74	47	81	52	83	975
2022 Cite & Release YTD	74	136	207	293	376	465							
2021 Cite & Release YTD	52	120	201	272	339	407	477	533	595	681	767	840	
2020 Cite & Release YTD	68	118	185	257	347	397	458	513	596	657	693	738	
2019 Cite & Release YTD	107	245	357	440	504	576	638	712	759	840	892	975	
Field Interviews	Jan	Feb	Mar	Apr	May	Jun	Jul	Aug	Sep	Oct	Nov	Dec	Total
2022 Field Interview	634	756	881	827	808	743							4,649
2021 Field Interview	809	659	781	767	746	681	811	695	943	1,017	876	765	9,550
2020 Field Interview	719	787	585	346	665	464	538	766	696	629	663	603	7,461
2019 Field Interview	841	1,011	868	945	765	571	608	714	696	810	561	699	9,089
2022 Field Interview YTD	634	1,390	2,271	3,098	3,906	4,649							
2021 Field Interview YTD	809	1,468	2,249	3,016	3,762	4,443	5,254	5,949	6,892	7,909	8,785	9,550	
2020 Field Interview YTD	719	1,506	2,091	2,437	3,102	3,566	4,104	4,870	5,566	6,195	6,858	7,461	
2019 Field Interview YTD	841	1,852	2,720	3,665	4,430	5,001	5,609	6,323	7,019	7,829	8,390	9,089	
Combined Contacts	Jan	Feb	Mar	Apr	May	Jun	Jul	Aug	Sep	Oct	Nov	Dec	Total
2022 Monthly Enf. Contacts	848	944	1,093	1,057	1,070	1,004							6,016
2021 Monthly Enf. Contacts	963	832	1,014	971	947	873	1,026	855	1,143	1,295	1,134	1,008	12,061
2020 Monthly Enf. Contacts	962	961	779	520	890	615	721	937	943	803	817	749	9,697
2019 Monthly Enf. Contacts	1,121	1,359	1,154	1,199	991	769	811	950	873	1,031	734	922	11,914
2022 Enf. Contacts YTD	848	1,792	2,885	3,942	5,012	6,016							
2021 Enf. Contacts YTD	963	1,795	2,809	3,780	4,727	5,600	6,626	7,481	8,624	9,919	11,053	12,061	
2020 Enf. Contacts YTD	962	1,923	2,702	3,222	4,112	4,727	5,448	6,385	7,328	8,131	8,948	9,697	
2019 Enf. Contacts YTD	1,121	2,480	3,634	4,833	5,824	6,593	7,404	8,354	9,227	10,258	10,992	11,914	



## Bay Area Rapid Transit Police Department

101 8th St, Oakland, CA, 94607 (510) 464-7000 [www.bart.gov/police](http://www.bart.gov/police)

June 2022

Performance Measurement Review - **Systemwide**

BART PD Warrant Arrests													
Warrant Arrests	Jan	Feb	Mar	Apr	May	Jun	Jul	Aug	Sep	Oct	Nov	Dec	Total
2022 BART Felony	2	1	3	6	1	0							13
2022 BART Misdemeanor	3	4	10	11	10	8							46
2022 Outside Felony	51	48	53	53	54	47							306
2022 Outside Misdemeanor	61	83	93	135	120	112							604
2022 Monthly Total	117	136	159	205	185	167							969
2022 YTD Total	117	253	412	617	802	969							
2021 BART Felony	2	2	0	2	4	4	8	2	6	0	2	4	36
2021 BART Misdemeanor	7	9	7	4	6	7	9	4	15	6	9	9	92
2021 Outside Felony	38	37	35	56	39	32	42	39	71	48	40	49	526
2021 Outside Misdemeanor	56	45	36	46	65	70	76	61	121	108	82	103	869
2021 Monthly Total	103	93	78	108	114	113	135	106	213	162	133	165	1,523
2021 YTD Total	103	196	274	382	496	609	744	850	1,063	1,225	1,358	1,523	
2020 BART Felony	0	2	0	0	0	2	4	4	0	6	2	2	22
2020 BART Misdemeanor	4	3	1	0	1	2	0	4	2	2	2	1	22
2020 Outside Felony	21	27	18	7	21	15	33	29	33	33	38	35	310
2020 Outside Misdemeanor	75	53	37	8	30	28	20	32	42	33	34	33	425
2020 Monthly Total	100	85	56	15	52	47	57	69	77	74	76	71	779
2020 YTD Total	100	185	241	256	308	355	412	481	558	632	708	779	
2019 BART Felony	4	2	2	4	0	2	0	0	0	6	0	0	20
2019 BART Misdemeanor	2	12	3	5	0	3	7	10	2	1	3	7	55
2019 Outside Felony	21	37	27	19	16	14	29	15	18	25	25	20	266
2019 Outside Misdemeanor	72	75	87	76	61	43	60	56	69	71	86	65	821
2019 Monthly Total	99	126	119	104	77	62	96	81	89	103	114	92	1,162
2019 YTD Total	99	225	344	448	525	587	683	764	853	956	1,070	1,162	





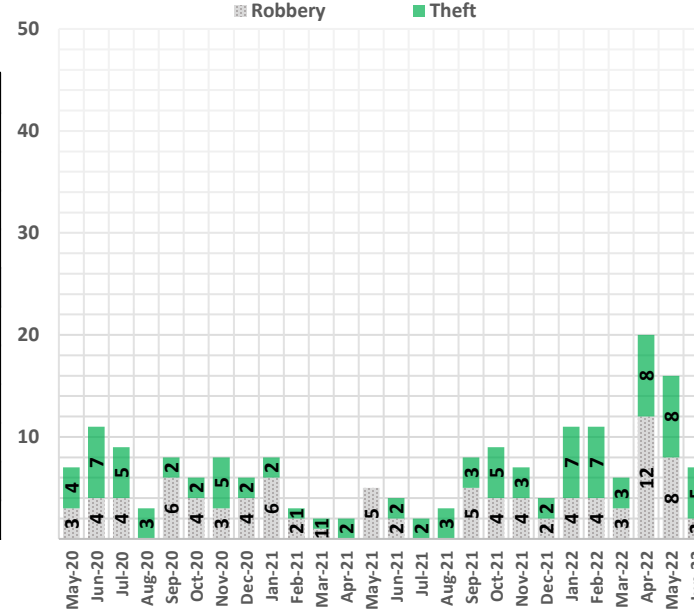
# Bay Area Rapid Transit Police Department

101 8th St, Oakland, CA, 94607 (510) 464-7000 [www.bart.gov/police](http://www.bart.gov/police)

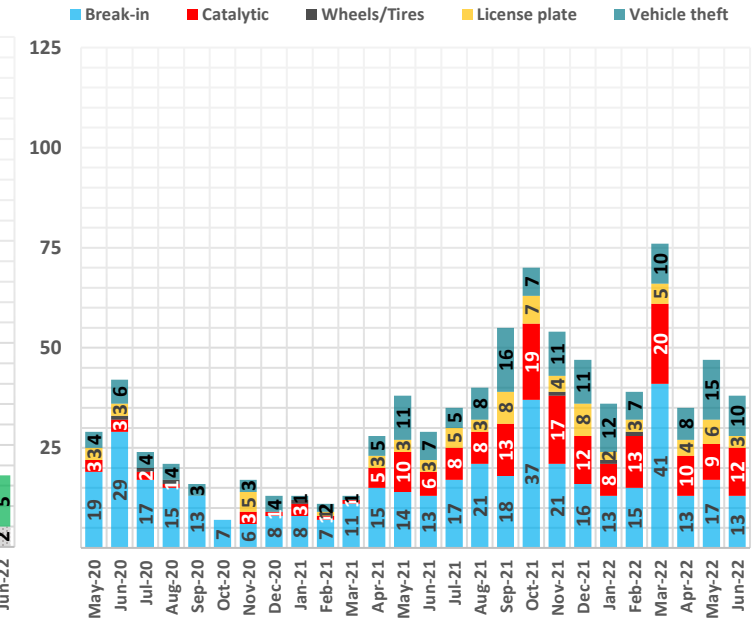
June 2022 Performance Measurement Review - **Alameda County**

PART 1 UCR Crime	2018	2019	2020	2021	YTD 2021	YTD 2022	PCT %
Homicide	2	1	0	0	0	1	-%
Rape	3	2	3	2	1	2	+100%
Robbery	211	229	122	64	32	53	+66%
Aggravated Assault	87	52	54	34	14	19	+36%
<b>Violent Crime Subtotal</b>	<b>303</b>	<b>284</b>	<b>179</b>	<b>100</b>	<b>47</b>	<b>75</b>	<b>+60%</b>
Burglary (Structural)	11	13	9	6	4	4	0%
Larceny & Auto Burglary	1,262	1,634	577	472	170	259	+52%
Auto Theft	201	149	56	85	27	52	+93%
Arson	3	5	2	2	0	2	-%
<b>Property Crime Subtotal</b>	<b>1,477</b>	<b>1,801</b>	<b>644</b>	<b>565</b>	<b>201</b>	<b>317</b>	<b>+58%</b>
<b>TOTAL</b>	<b>1,780</b>	<b>2,085</b>	<b>823</b>	<b>665</b>	<b>248</b>	<b>392</b>	<b>+58%</b>

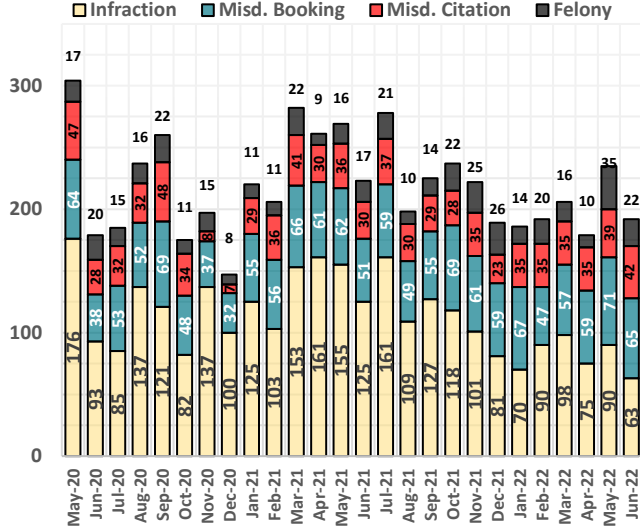
## ALAMEDA ELECTRONIC THEFT



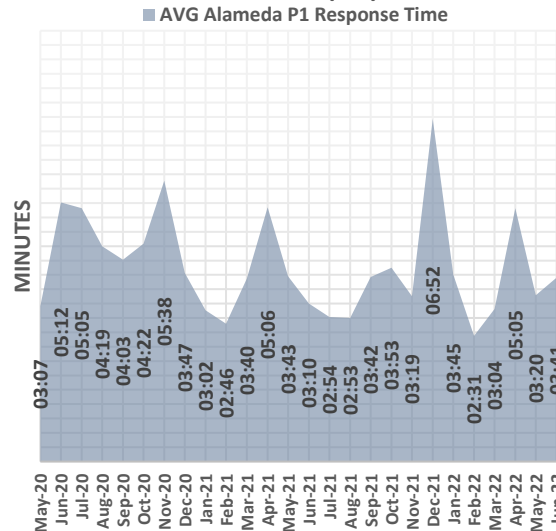
## ALAMEDA VEHICLE CRIME



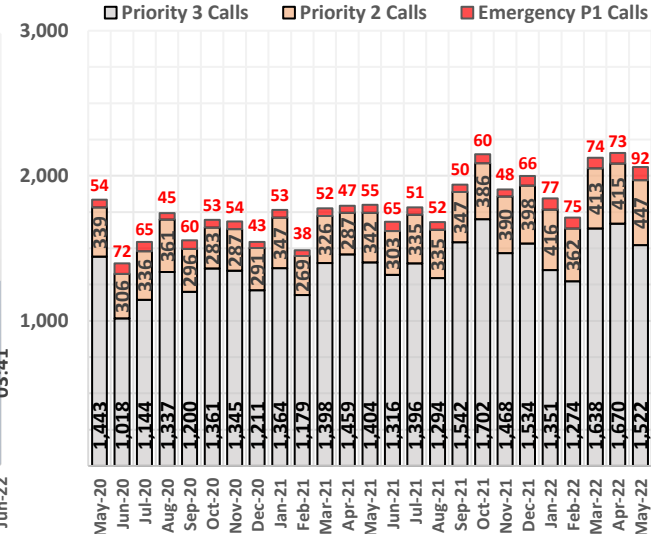
## ALAMEDA ARRESTS & CITATIONS



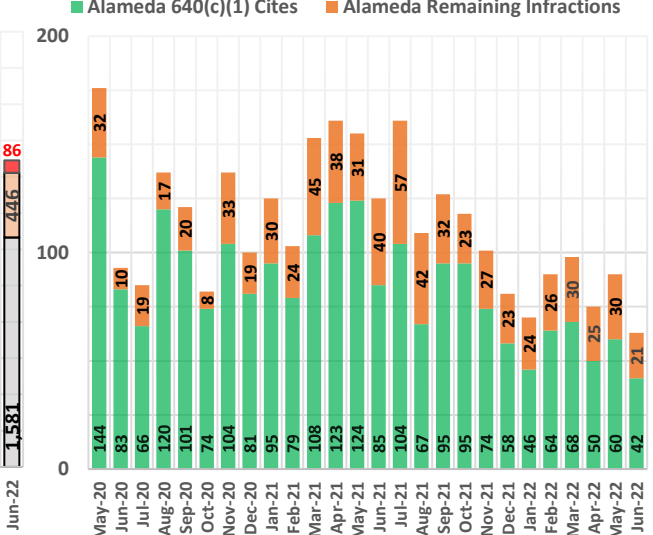
## RESPONSE TIME (P1) AVG



## ALAMEDA PRIORITY 1 - 3 CALLS



## ALAMEDA FARE EVASION



**Preface:** The data is retrieved from the BART Police Database and remains unaudited until corrections. Numbers may differ from the reported data in the Uniform Crime Reporting (UCR) program.

Late reporting, the reclassification or unfounding of crimes, may affect statistics. Infraction citations consist of all individual charges. Felony arrests, misdemeanor arrests and citations are based on each instance per individual



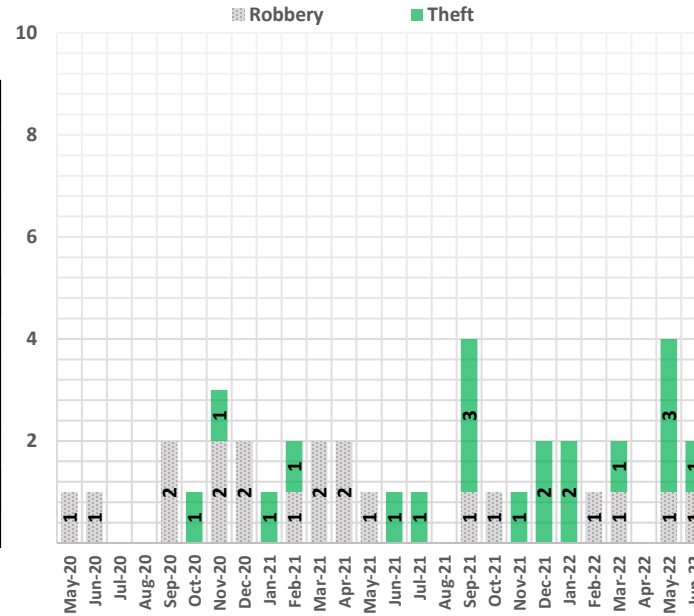
# Bay Area Rapid Transit Police Department

101 8th St, Oakland, CA, 94607 (510) 464-7000 [www.bart.gov/police](http://www.bart.gov/police)

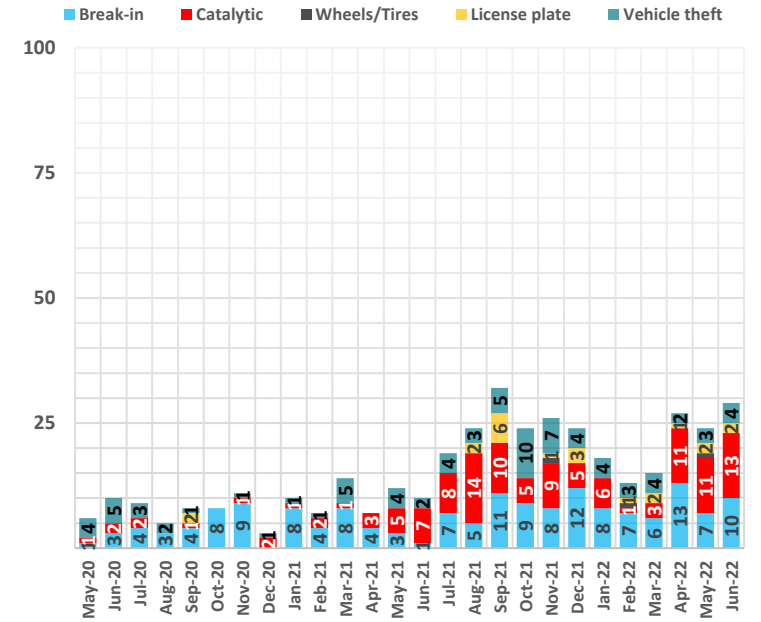
June 2022 Performance Measurement Review - Contra Costa County

PART 1 UCR Crime	2018	2019	2020	2021	YTD 2021	YTD 2022	PCT %
Homicide	1	0	0	0	0	0	-%
Rape	0	4	0	4	1	2	+100%
Robbery	29	34	23	19	13	8	-38%
Aggravated Assault	20	23	17	19	8	12	+50%
<b>Violent Crime Subtotal</b>	<b>50</b>	<b>61</b>	<b>40</b>	<b>42</b>	<b>22</b>	<b>22</b>	<b>0%</b>
Burglary (Structural)	1	2	1	1	0	4	-%
Larceny & Auto Burglary	669	592	202	226	81	140	+73%
Auto Theft	124	81	40	46	13	20	+54%
Arson	1	0	0	0	0	4	-%
<b>Property Crime Subtotal</b>	<b>795</b>	<b>675</b>	<b>243</b>	<b>273</b>	<b>94</b>	<b>168</b>	<b>+79%</b>
<b>TOTAL</b>	<b>845</b>	<b>736</b>	<b>283</b>	<b>315</b>	<b>116</b>	<b>190</b>	<b>+64%</b>

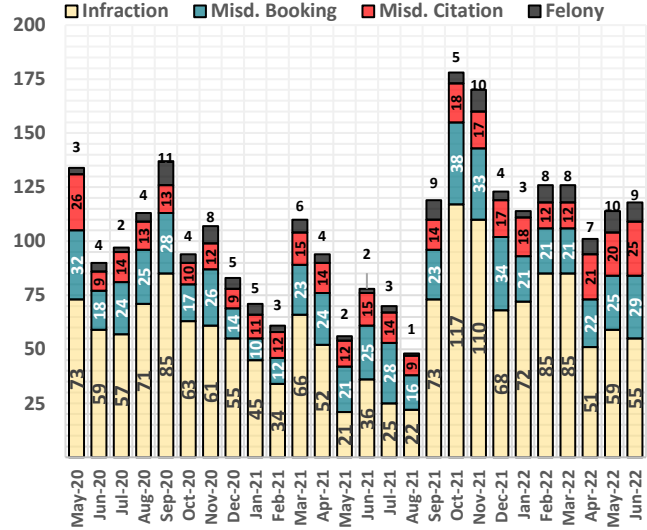
## CONTRA COSTA ELECTRONIC THEFT



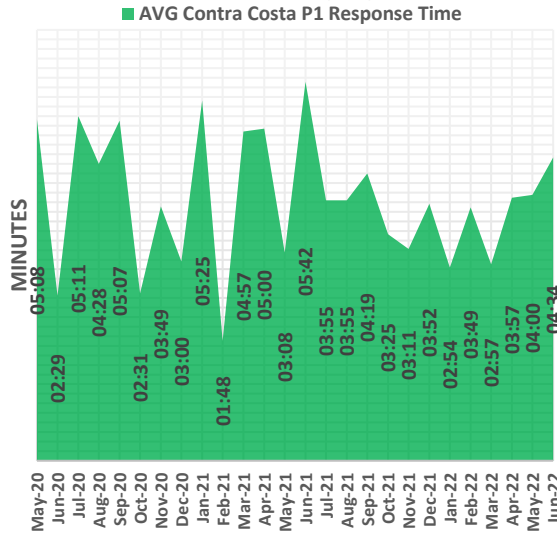
## CONTRA COSTA VEHICLE CRIME



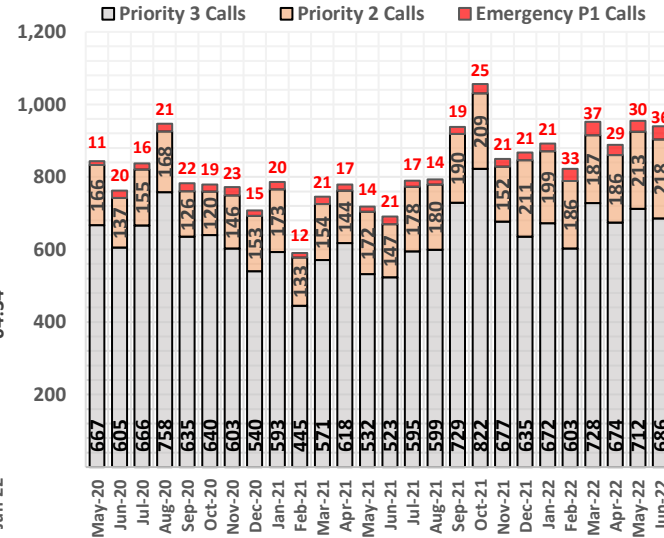
## COCO ARRESTS & CITATIONS



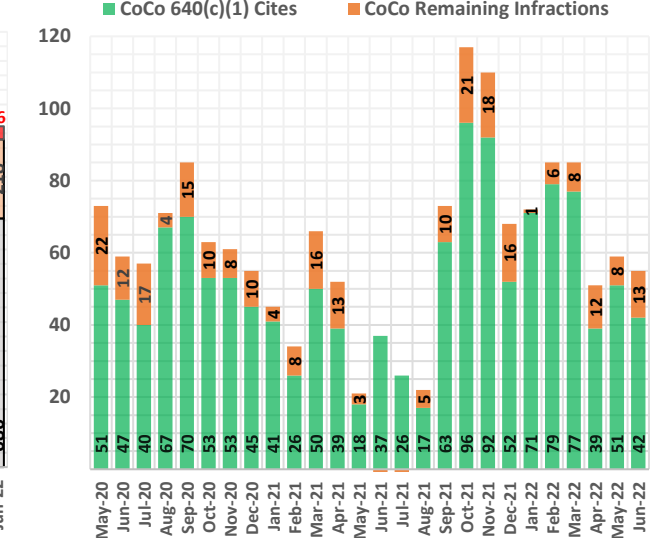
## RESPONSE TIME (P1) AVG



## COCO PRIORITY 1 - 3 CALLS



## COCO FARE EVASION



**Preface:** The data is retrieved from the BART Police Database and remains unaudited until corrections. Numbers may differ from the reported data in the Uniform Crime Reporting (UCR) program.

Late reporting, the reclassification or unfounding of crimes, may affect statistics. Infraction citations consist of all individual charges. Felony arrests, misdemeanor arrests and citations are based on each instance per individual.



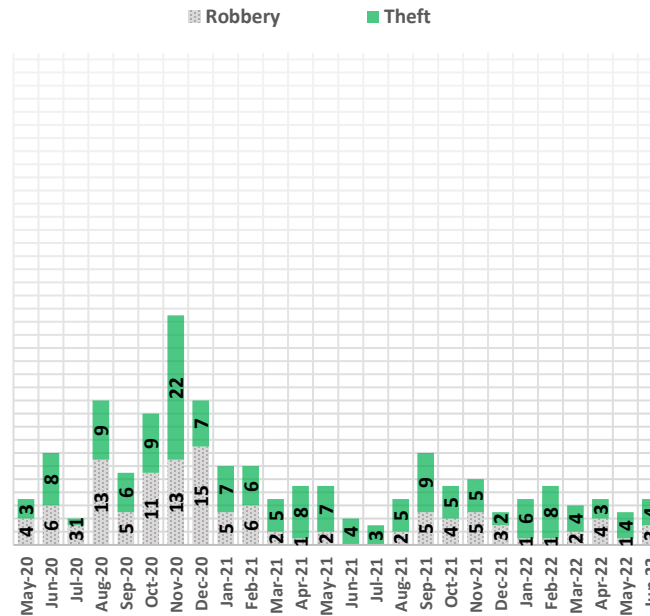
# Bay Area Rapid Transit Police Department

101 8th St, Oakland, CA, 94607 (510) 464-7000 [www.bart.gov/police](http://www.bart.gov/police)

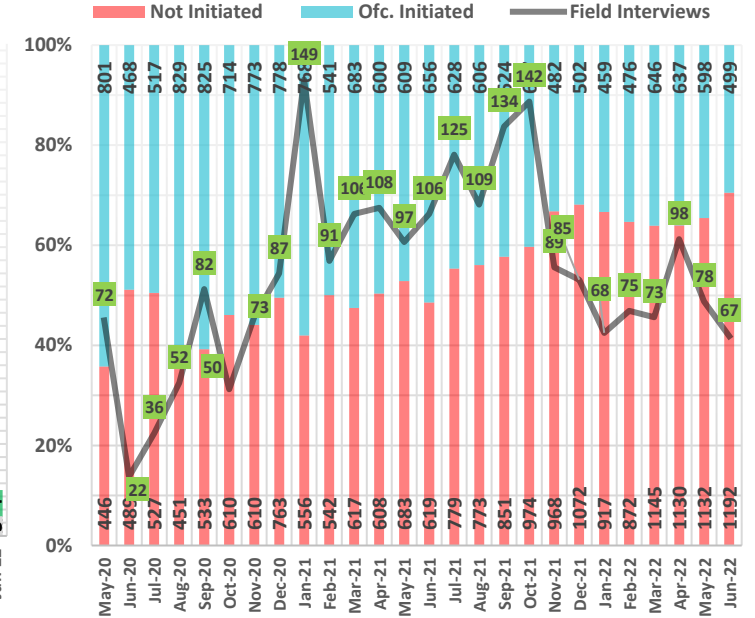
June 2022 Performance Measurement Review - **San Francisco County**

PART 1 UCR Crime	2018	2019	2020	2021	YTD 2021	YTD 2022	PCT %
Homicide	0	0	0	0	0	1	-%
Rape	0	0	4	1	0	0	-%
Robbery	97	104	101	47	19	20	+5%
Aggravated Assault	18	28	19	16	7	5	-29%
<b>Violent Crime Subtotal</b>	<b>115</b>	<b>132</b>	<b>124</b>	<b>64</b>	<b>26</b>	<b>26</b>	<b>0%</b>
Burglary (Structural)	6	4	1	3	0	4	-%
Larceny & Auto Burglary	473	619	200	103	52	44	-15%
Auto Theft	1	1	0	0	0	0	-%
Arson	0	0	1	2	0	1	-%
<b>Property Crime Subtotal</b>	<b>480</b>	<b>624</b>	<b>202</b>	<b>108</b>	<b>52</b>	<b>49</b>	<b>-6%</b>
<b>TOTAL</b>	<b>595</b>	<b>756</b>	<b>326</b>	<b>172</b>	<b>78</b>	<b>75</b>	<b>-4%</b>

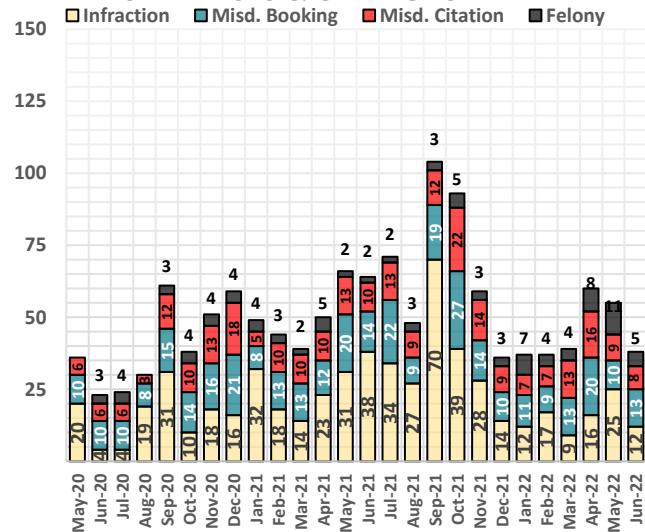
## SAN FRANCISCO ELECTRONIC THEFT



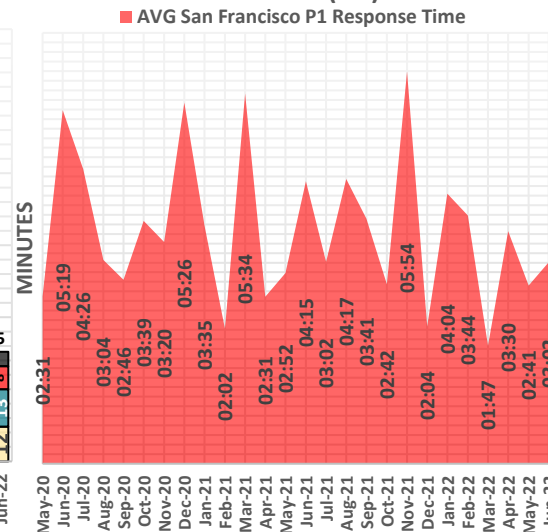
## SF OFFICER-INITIATED INCIDENTS



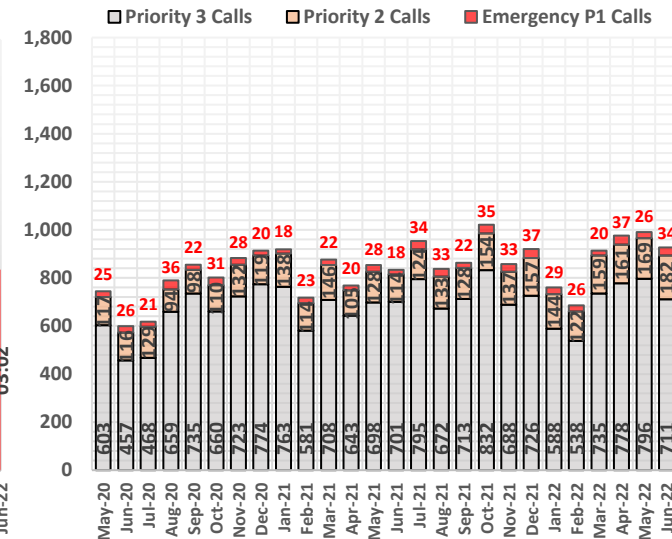
## SF ARRESTS & CITATIONS



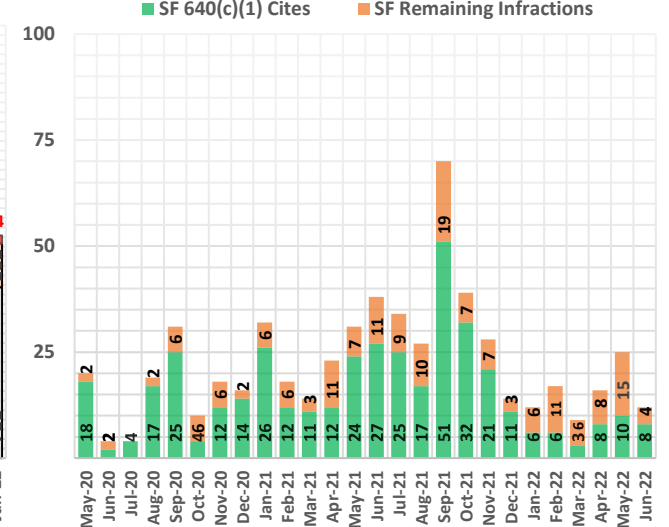
## RESPONSE TIME (P1) AVG



## SF PRIORITY 1 - 3 CALLS



## SAN FRANCISCO FARE EVASION



**Preface:** The data is retrieved from the BART Police Database and remains unaudited until corrections. Numbers may differ from the reported data in the Uniform Crime Reporting (UCR) program.

Late reporting, the reclassification or unfounding of crimes, may affect statistics. Infraction citations consist of all individual charges. Felony arrests, misdemeanor arrests and citations are based on each instance per individual.



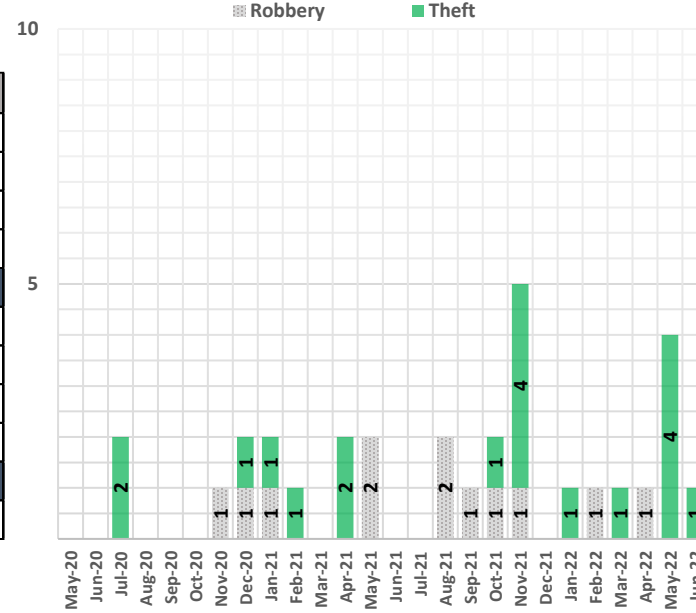
# Bay Area Rapid Transit Police Department

101 8th St, Oakland, CA, 94607 (510) 464-7000 [www.bart.gov/police](http://www.bart.gov/police)

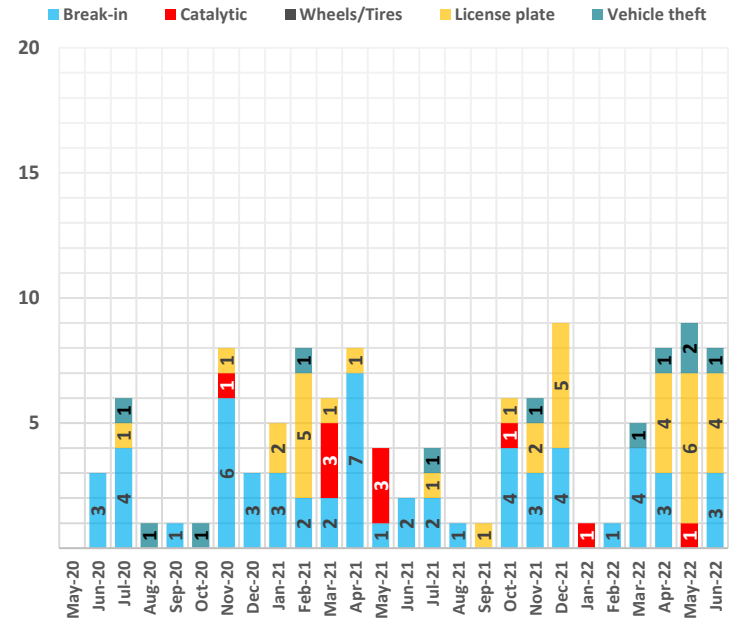
June 2022 Performance Measurement Review - San Mateo County

PART 1 UCR Crime	2018	2019	2020	2021	YTD 2021	YTD 2022	PCT %
Homicide	0	0	0	0	0	0	-%
Rape	0	1	1	1	1	0	-100%
Robbery	8	13	6	10	5	7	+40%
Aggravated Assault	5	8	4	2	2	2	0%
<b>Violent Crime Subtotal</b>	<b>13</b>	<b>22</b>	<b>11</b>	<b>13</b>	<b>8</b>	<b>9</b>	<b>+13%</b>
Burglary (Structural)	0	0	1	1	0	1	-%
Larceny & Auto Burglary	161	332	75	81	46	30	-35%
Auto Theft	19	13	4	3	1	5	+400%
Arson	0	0	1	1	0	1	-%
<b>Property Crime Subtotal</b>	<b>180</b>	<b>345</b>	<b>81</b>	<b>86</b>	<b>47</b>	<b>37</b>	<b>-21%</b>
<b>TOTAL</b>	<b>193</b>	<b>367</b>	<b>92</b>	<b>99</b>	<b>55</b>	<b>46</b>	<b>-16%</b>

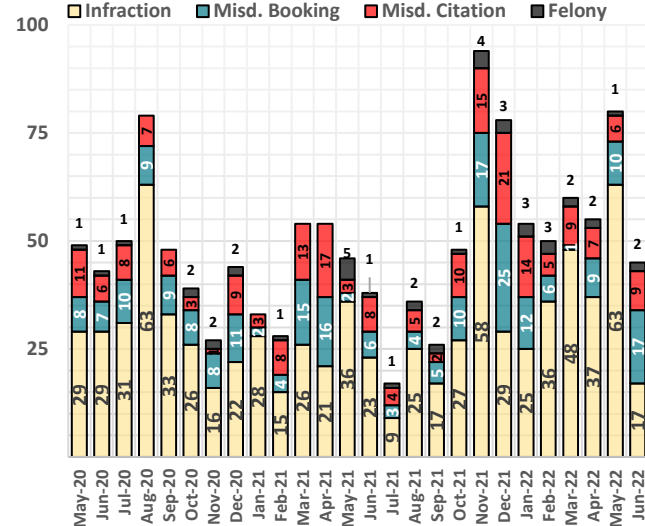
## SAN MATEO ELECTRONIC THEFT



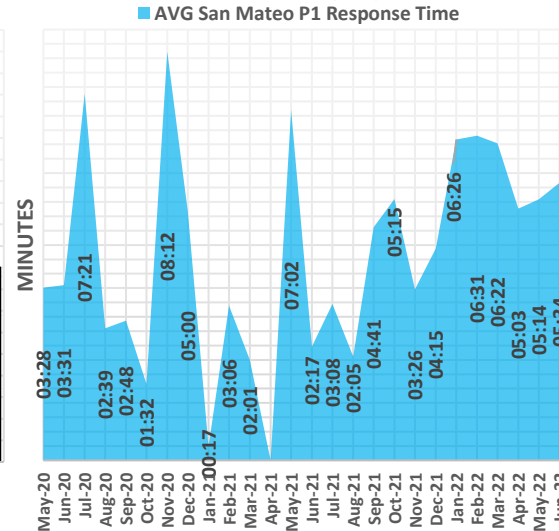
## SAN MATEO VEHICLE CRIME



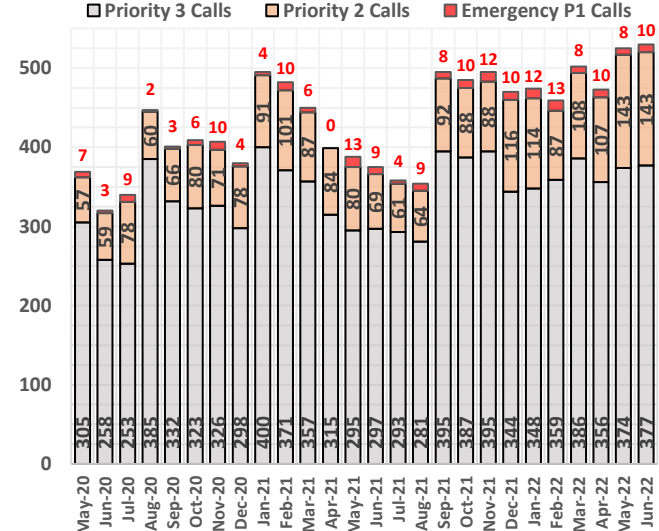
## SMC ARRESTS & CITATIONS



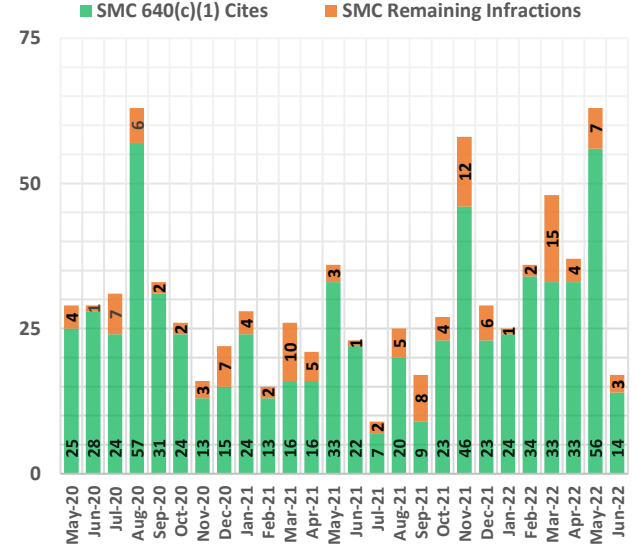
## RESPONSE TIME (P1) AVG



## SMC PRIORITY 1 - 3 CALLS



## SMC FARE EVASION



**Preface:** The data is retrieved from the BART Police Database and remains unaudited until corrections. Numbers may differ from the reported data in the Uniform Crime Reporting (UCR) program.

Late reporting, the reclassification or unfounding of crimes, may affect statistics. Infraction citations consist of all individual charges. Felony arrests, misdemeanor arrests and citations are based on each instance per individual.



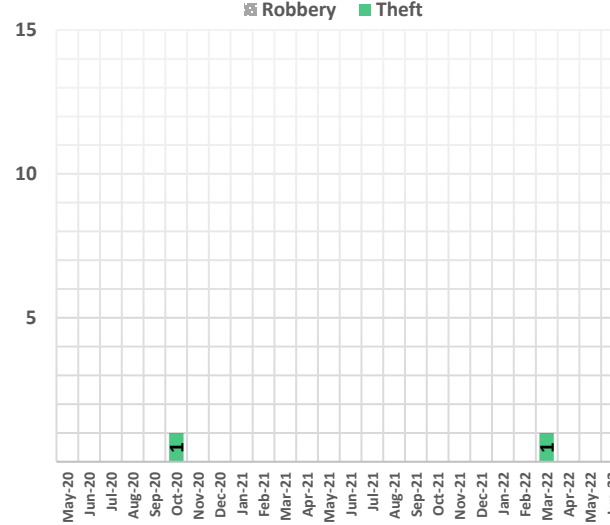
# Bay Area Rapid Transit Police Department

101 8th St, Oakland, CA, 94607 (510) 464-7000 [www.bart.gov/police](http://www.bart.gov/police)

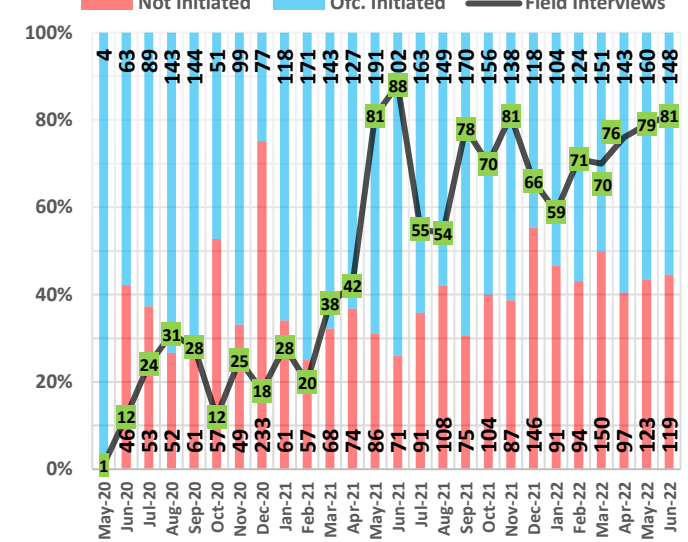
June 2022 Performance Measurement Review - Santa Clara County

PART 1 UCR Crime	2018	2019	2020	2021	YTD 2021	YTD 2022	PCT %
Homicide	-	-	-	0	0	0	-%
Rape	-	-	-	0	0	0	-%
Robbery	-	-	-	2	1	0	-100%
Aggravated Assault	-	-	1	0	0	1	-%
<b>Violent Crime Subtotal</b>	<b>0</b>	<b>0</b>	<b>1</b>	<b>2</b>	<b>1</b>	<b>1</b>	<b>0%</b>
Burglary (Structural)	-	-	-	0	0	0	-%
Larceny & Auto Burglary	-	-	1	0	0	0	-%
Auto Theft	-	-	-	0	0	0	-%
Arson	-	-	-	0	0	0	-%
<b>Property Crime Subtotal</b>	<b>0</b>	<b>0</b>	<b>1</b>	<b>0</b>	<b>0</b>	<b>0</b>	<b>-%</b>
<b>TOTAL</b>	<b>0</b>	<b>0</b>	<b>2</b>	<b>2</b>	<b>1</b>	<b>1</b>	<b>0%</b>

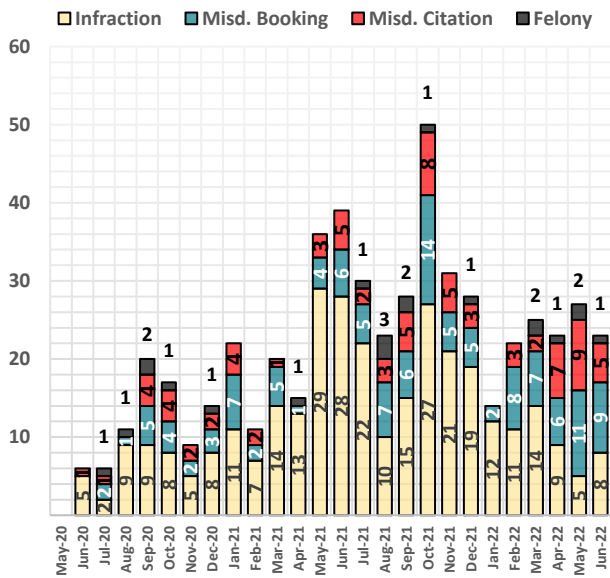
## SANTA CLARA ELECTRONIC THEFT



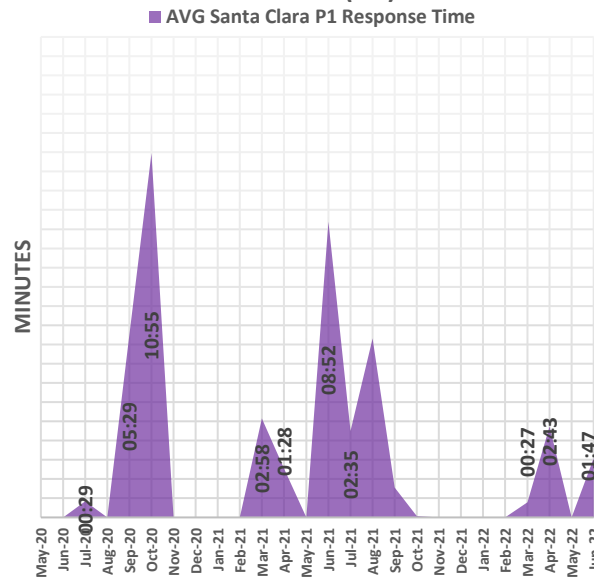
## SCC OFFICER-INITIATED INCIDENTS



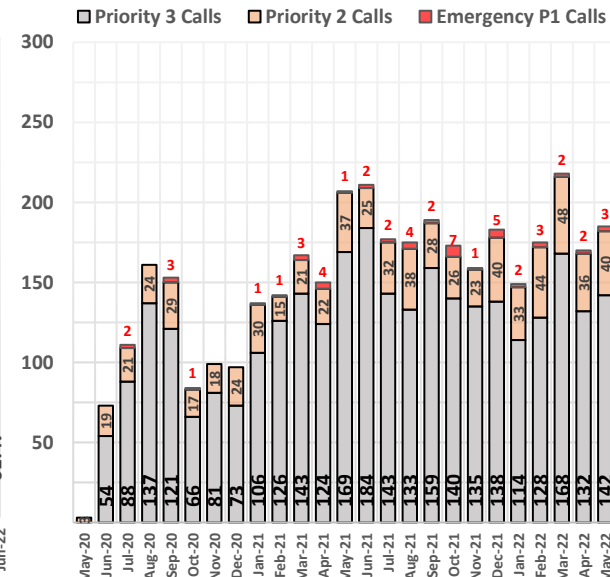
## SCC ARRESTS & CITATIONS



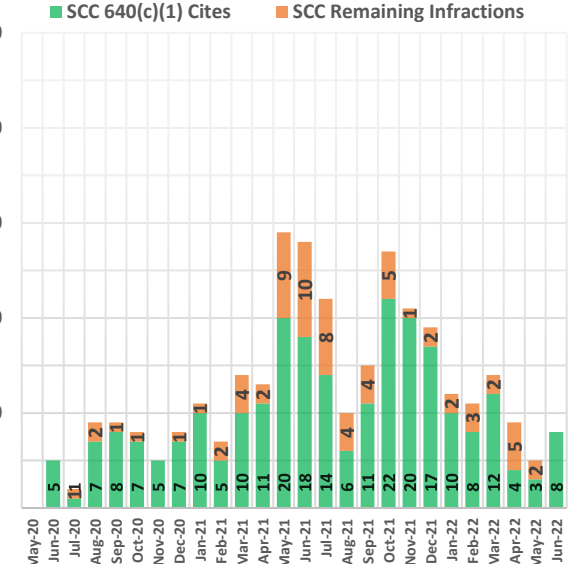
## RESPONSE TIME (P1) AVG



## SCC PRIORITY 1 - 3 CALLS



## SCC FARE EVASION



**Preface:** The data is retrieved from the BART Police Database and remains unaudited until corrections. Numbers may differ from the reported data in the Uniform Crime Reporting (UCR) program.

Late reporting, the reclassification or unfounding of crimes, may affect statistics. Infraction citations consist of all individual charges. Felony arrests, misdemeanor arrests and citations are based on each instance per individual.

**Internal Affairs Division Acronyms**

Admin: Administrative

OIPA Investigation: Office of the Independent Police Auditor is conducting the investigation

S.R.: Supervisor Referral

Tolled: Internal Affairs Investigation is on hold (paused)

**Allegation Types**

Arrest or Detention

BBP: Bias Based Policing

CUBO: Conduct Unbecoming an Officer

Courtesy

Force

POD: Performance of Duty

Policy Complaint

Policy/Procedure

Racial Animus

Reporting Misconduct

Search or Seizure

Service Review

Supervision

Truthfulness

Workplace Discrimination/Harassment

## BART Police Department - Office of Internal Affairs

### Investigation Log

IA#:	DATE OCC'D	DATE REC'D	ALLEGATION	MISC	INVESTIGATOR	STATUS	5 Month Date	Due Date
IA2018-001	1/3/2018	1/3/2018	Force (OIS)		Lt. Salas	Tolled	6/4/2018	
IA2018-060	7/22/2018	7/23/2018	Service Review		Lt. Salas	Tolled	12/23/2018	
IA2020-017	2/15/2020	2/15/2020	Force		Sgt. Spears	Tolled	7/16/2020	2/15/2021
IA2021-055	7/21/2021	7/21/2021	CUBO		Sgt. Turner	In Progress	12/20/2021	7/21/2022
IA2021-056	7/18/2021	7/27/2021	Force/ Arrest & Detention		Sgt. Spears	In Progress	12/26/2021	7/27/2022
IA2021-057	7/28/2021	7/28/2021	Bias Based Policing		Sgt. Spears	In Progress	12/27/2021	7/28/2022
IA2021-058	7/16/2021	8/2/2021	Force, BBP, POD, CUBO		Sgt. Turner	Tolled	1/1/2022	8/2/2022
IA2021-059	8/16/2021	8/16/2021	Force		Sgt. Turner	In Progress	1/15/2022	8/16/2022
IA2021-060	8/14/2021	8/14/2021	Force, CUBO		Sgt. Turner	In Progress	1/13/2022	8/14/2022
IA2021-061	8/19/2021	8/19/2021	CUBO		Sgt. Spears	In Progress	1/18/2022	8/19/2022
IA2021-062	4/6/2021	9/2/2021	Force, POD		Sgt. Turner	In Progress	2/1/2022	9/2/2022
IA2021-063	9/16/2021	9/16/2021	Force		Sgt. Turner	In Progress	2/15/2022	9/16/2022
IA2021-064	9/16/2021	9/20/2021	Force		Sgt. Turner	In Progress	2/19/2022	9/20/2022
IA2021-065	9/15/2021	9/20/2021	Force		Sgt. Spears	In Progress	2/19/2022	9/20/2022

IA2021-066	9/22/2021	9/22/2021	Bias-Based Policing	clear by video request sent to oipa on 11/1/21	Sgt. Spears	Pending Approval	2/21/2022	9/22/2022
IA2021-067	9/22/2021	9/22/2021	Bias-Based Policing		Sgt. Turner	In Progress	2/21/2022	9/22/2022
IA2021-068	9/12/2021	9/14/2021	CUBO		Sgt. Spears	In Progress	3/1/2022	9/14/2022
IA2021-069	9/23/2021	9/27/2021	Bias-Based Policing		Sgt. Spears	In Progress	3/1/2022	9/27/2022
IA2021-070	9/24/2021	9/24/2021	Force		Sgt. Turner	In Progress	2/23/2021	9/24/2022
IA2021-073	3/29/2021	10/4/2021	Force		Sgt. Spears	In Progress	3/5/2022	10/4/2022
IA2021-074	9/25/2021	10/1/2021	Force, Arrest/Detention, Policy/Procedure	Retained by OIPA #21-19	OIPA	OIPA Investigation	3/2/2022	10/1/2022
IA2021-076	10/13/2021	10/13/2021	Force		Sgt. Turner	In Progress	3/14/2022	10/13/2022
IA2021-077	10/8/2021	10/12/2021	Bias Based Policing		Sgt. Turner	In Progress	3/13/2021	10/12/2022
IA2021-078	10/15/2021	10/15/2021	BBP, CUBO		Sgt. Turner	In Progress	3/16/2021	10/15/2022
IA2021-079	10/11/2021	10/13/2021	Arrest/Detention		Sgt. Spears	In Progress	3/22/2022	10/13/2022
IA2021-080	10/14/2021	10/20/2021	CUBO		Sgt. Spears	In Progress	3/22/2022	10/20/2022
IA2021-081	12/31/2019	10/13/2021	Force		Sgt. Turner	Tolled	3/14/2022	10/13/2022
IA2021-083	10/15/2021	10/15/2021	Force		Sgt. Spears	In Progress	3/16/2021	10/15/2022
IA2021-084	10/21/2021	10/21/2021	POD		Sgt. Turner	In Progress	3/22/2022	10/21/2022



IA2021-085	10/26/2021	10/26/2021	Force, BBP Arrest/Detention		Sgt. Spears	In Progress	3/27/2022	10/26/2022
IA2021-086	10/27/2021	11/1/2021	Force	Retained by OIPA #21-24	OIPA	OIPA Investigation	4/2/2022	11/1/2022
IA2021-087		11/1/2021	POD, Truthfulness, Policy/Procedure, CUBO		Sgt. Turner	In Progress	4/2/2022	11/1/2022
IA2021-088	10/31/2021	10/31/2021	Force		Sgt. Spears	In Progress	4/1/2022	10/31/2022
IA2021-089	11/1/2021	11/1/2021	Force		Sgt. Spears	In Progress	4/2/2022	11/1/2022
IA2021-090	11/4/2021	11/8/2021	Force		Sgt. Spears	In Progress	4/9/2022	11/8/2022
IA2021-091	11/10/2021	11/12/2021	POD	OIPA Intake #21-24, Possible Admin Closure	Sgt. Turner	In Progress	4/13/2022	11/12/2022
IA2021-092	11/12/2021	11/16/2021	Force, Arrest/Detention		Sgt. Spears	In Progress	4/17/2022	11/16/2022
IA2021-093	11/2/2021	11/10/2021	Arrest/Detention		Sgt. Spears	In Progress	4/30/2022	11/10/2022
IA2021-095	6/29/2016	10/25/2021	POD	Possible Admin Clourse	Sgt. Spears	In Progress	3/26/2022	10/25/2022
IA2021-096	12/5/2021	12/8/2021	Force		Sgt. Turner	In Progress	5/9/2022	12/8/2022
IA2021-097	12/3/2021	12/17/2021	POD, CUBO Policy/Procedure (Report Writing), Axon Camera		Sgt. Spears	In Progress	5/23/2022	12/17/2022

IA2021-099	11/24/2021	11/26/2021	CUBO		Sgt. Spears	In Progress	5/28/2022	11/26/2022
IA2021-102	10/2/2021	10/15/2021	POD, Policy/Procedure (Report Writing)	OIPA Intake #21-21	Sgt. Spears	In Progress	3/16/2022	10/15/2022
IA2022-001	1/13/2022	1/18/2022	Force		Sgt. Turner	In Progress	6/19/2022	1/18/2023
IA2022-002	1/1/2022	1/4/2022	POD	Retained by OIPA #22-01	OIPA	In Progress	6/5/2022	1/4/2023
IA2022-003	1/24/2022	1/26/2022	CUBO		Sgt. Spears	In Progress	6/28/2022	1/26/2023
IA2022-004	2/3/2022	2/4/2022	Force, CUBO, POD		Sgt. Turner	In Progress	7/6/2022	2/4/2023
IA2022-005	2/8/2022	2/8/2022	Search/Seizure, CUBO, Axon	OIPA Intake #22-09	Sgt. Spears	In Progress	7/10/2022	2/8/2023
IA2022-006	2/8/2022	2/8/2022	POD, CUBO, Axon		Sgt. Spears	In Progress	7/10/2022	2/8/2023
IA2022-008	12/4/2020	2/10/2022	Arrest/Detention, Policy/Procedure	Retained by OIPA #22-04	OIPA	OIPA Investigation	7/12/2022	2/10/2023
IA2022-009	2/8/2022	2/9/2022	Arrest/Detention, Force, CUBO	OIPA deferred to IA #22-03	Sgt. Turner	In Progress	7/11/2022	2/9/2023
IA2022-010	2/20/2022	3/2/2022	Arrest/Detention, Search or Seizure, CUBO, BBP		Sgt. Turner	In Progress	8/1/2022	3/2/2023
IA2022-011	3/2/2022	3/3/2022	POD, CUBO		Sgt. Turner	In Progress	8/2/2022	3/3/2023
IA2022-012	3/12/2022	3/12/2022	BBP, CUBO		Sgt. Spears	In Progress	8/13/2022	3/12/2023

IA2022-013	3/8/2022	3/8/2022	Force, BBP		Sgt. Turner	In Progress	8/13/2022	3/8/2023
IA2022-014	Unknown	3/14/2022	Unknown	OIPA deferred to IA #22-10 Inquiry	Sgt. Spears	In Progress	8/13/2022	3/14/2023
IA2022-015	3/20/2022	3/21/2022	Force, CUBO		Sgt. Spears	In Progress	8/20/2022	3/21/2023
IA2022-016	4/7/2022	4/7/2022	POD, CUBO	OIPA deferred to IA #22-12	Sgt. Spears	In Progress	9/6/2022	4/7/2023
IA2022-017	4/9/2022	4/12/2022	POD		Sgt. Turner	In Progress	9/11/2022	4/12/2023
IA2022-018	12/30/2019	4/10/2022	Arrest/Detention, Policy/Procedure, Force, CUBO	OIPA deferred to IA #22-15	Sgt. Turner	In Progress	9/9/2022	12/30/2020
IA2022-019	4/11/2022	4/11/2022	BBP	OIPA deferred to IA #22-14	Sgt. Spears	In Progress	9/10/2022	4/11/2023
IA2022-020	4/12/2022	4/12/2022	BBP, Policy/Procedure	OIPA deferred to IA #22-16	Sgt. Turner	In Progress	9/13/2022	4/12/2023
IA2022-022	4/17/2022	4/17/2022	CUBO, BBP, Axon		Sgt. Spears	In Progress	9/17/2022	4/17/2023
IA2022-023	3/14/2022	3/14/2022	Force, CUBO		Sgt. Spears	In Progress	8/13/2022	3/14/2023
IA2022-024	4/22/2022	4/22/2022	CUBO		Sgt. Turner	In Progress	9/21/2022	4/22/2023
IA2022-025	4/25/2022	4/25/2022	BBP & POD, Axon		Sgt. Spears	In Progress	9/24/2022	4/25/2023
IA2022-026	5/4/2022	5/5/2022	CUBO		Sgt. Turner	In Progress	10/4/2022	5/5/2023
IA2022-027	4/30/2022	4/30/2022	Force		Sgt. Spears	In Progress	10/9/2022	4/30/2023
IA2022-028	5/11/2022	5/11/2022	CUBO	S.R.?	Sgt. Turner	In Progress	10/11/2022	5/11/2023

IA2022-029	4/19/2022	5/10/2022	CUBO, Policy/Procedure	OIPA deferred to IA #22-20	Sgt. Spears	In Progress	10/9/2022	5/10/2023
IA2022-030	11/22/2021	5/12/2022	POD, CBO		Sgt. Turner	In Progress	10/11/2022	5/12/2023
IA2022-031	4/21/2022	4/21/2022	Force		Sgt. Spears	In Progress	10/15/2022	4/21/2023
IA2022-032	5/17/2022	5/17/2022	Force		Sgt. Turner	In Progress	10/17/2022	5/17/2023
IA2022-033	5/14/2022	5/20/2022	CUBO		Sgt. Turner	In Progress	10/19/2022	5/20/2023
IA2022-034	5/24/2022	5/24/2022	POD		Sgt. Spears	In Progress	10/23/2022	5/24/2023
IA2022-035	5/24/2022	5/24/2022	Force, BBP		Sgt. Spears	In Progress	10/23/2022	5/24/2023
IA2022-036	5/26/2022	5/26/2022	POD		Sgt. Turner	In Progress	10/26/2022	5/26/2023
IA2022-037	5/23/2022	5/30/2022	Force		Sgt. Spears	In Progress	10/30/2022	5/30/2023
IA2022-038	5/30/2022	5/31/2022	Force, BBP		Sgt. Spears	In Progress	10/30/2022	5/31/2023
IA2022-039	5/24/2022	5/24/2022	Force		Sgt. Turner	In Progress	10/23/2022	5/24/2023
IA2022-040	6/1/2022	6/1/2022	Force, POD, Axon, Policy/Procedure, CUBO		Sgt. Turner	In Progress	11/5/2022	6/1/2023
IA2022-041	6/6/2022	6/7/2022	CUBO, Workplace Discrimination/ Harrasment		Sgt. Turner	In Progress	11/6/2022	6/7/2023
IA2022-042	6/3/2022	6/3/2022	Force		Sgt. Spears	In Progress	11/2/2022	6/3/2023
IA2022-043	6/2/2022	6/8/2022	Force	Retained by OIPA #22-25	OIPA	OIPA Investigation	11/7/2022	6/8/2023

IA2022-044	6/15/2022	6/16/2022	POD		Sgt. Spears	In Progress	11/15/2022	6/16/2023
IA2022-045	5/4/2022	6/22/2022	Force, BBP, POD		Sgt. Turner	In Progress	11/21/2022	6/22/2023
IA2022-046	6/21/2022	6/22/2022	CUBO		Sgt. Turner	In Progress	11/22/2022	6/22/2023
IA2022-047	6/29/2022	6/30/2022	CUBO, POD, Policy/Procedure	OIPA deferred to IA #22-26	Sgt. Spears	In Progress	11/29/2022	6/30/2023
IA2022-048	6/23/2022	6/23/2022	CUBO, POD		Sgt. Turner	In Progress	12/4/2022	6/23/2023
IA2022-049	6/15/2022	7/2/2022	CUBO, POD		Sgt. Spears	In Progress	12/1/2022	7/2/2023

# BART Watch - 2022

	Jan	Feb	Mar	Apr	May	Jun	Jul	Aug	Sep	Oct	Nov	Dec	YTD
Crime in Progress	23	15	31	24	29	24							146
Disruptive Behavior	277	253	332	306	313	332							1,813
Drug Use	150	121	202	225	212	225							1,135
Human Trafficking	2	2	0	2	1	4							11
Illegally Parked Vehicle	2	2	2	5	2	2							15
Aggressive Panhandling	6	5	10	10	9	12							52
Report a Crime Tip	7	9	8	5	4	6							39
Robbery/Theft	5	6	7	5	11	11							45
Sexual Assault/Lewd Behavior	6	2	8	10	9	4							39
Suspicious Activity	45	29	51	45	50	40							260
Unattended Bag or Package	6	10	17	15	15	5							68
Unsecure Door	8	5	4	2	9	4							32
Vandalism	20	32	41	34	35	37							199
Welfare Check	64	62	90	87	94	107							504
Unwanted Sex Harassment	5	3	3	3	3	5							22
<b>Total</b>	<b>626</b>	<b>556</b>	<b>806</b>	<b>778</b>	<b>796</b>	<b>818</b>							<b>4,380</b>
Text-a-Tip	1,557	1,511	1,970	2,288	2,528	2,528							12,382

Total Downloads: **101,278**