

BART Police Internal Affairs

2015

This report contains statistical data compiled by the BART Police Office of Internal Affairs, addressing the number and nature of misconduct allegations resulting from Citizen Complaints and Administrative Investigations. Additionally, the report enumerates use of force statistics.

Annual Report

Internal Affairs Overview

The BART Police Office of Internal Affairs received 123 issues of concern from citizens with regards to police conduct during 2015.

- Of the 123 issues, 80 were reported and investigated as Formal Complaints.
- The remaining 43 issues were reported as Informal Complaints and were addressed through Supervisory Referrals.

There were sixteen (16) Administrative Investigations initiated by the Office of Internal Affairs.

Total Incidents:

Incident Type	Count	Percent of Total
Formal Complaints	80	58%
Informal Complaints	43	31%
Administrative Investigations	16	11%
TOTAL	139	

The 80 Formal Complaints contained allegations against 76 officers. Of these officers, 24 were named in more than one complaint.

Complaints received by individual officers:

Complaints per Officer	Number of Officers
1 Complaint	52 officers
2 Complaints	18 officers
3 Complaints	4 officers
4 Complaints	1 officer
5 Complaints	1 officer

BART Police Office of Internal Affairs, 2015 Annual Report

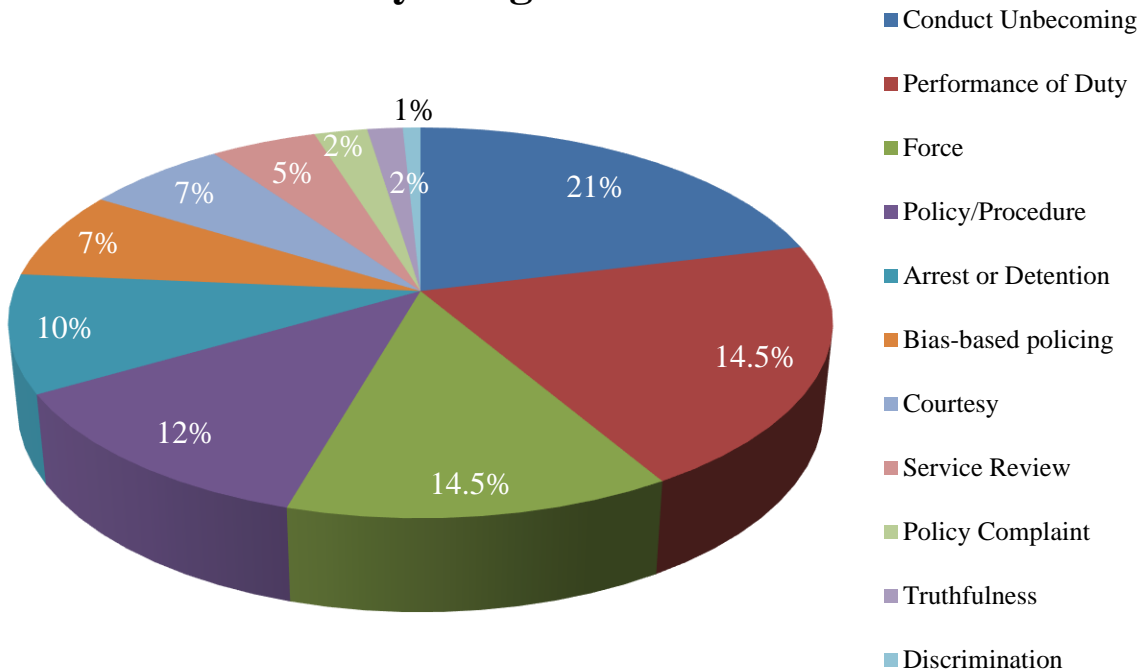
Allegations Made by Citizens:

Each incident is categorized by a primary allegation which is considered to be the most serious and/or significant allegation made against the officer. Sustained allegations are considered to be the primary allegation over non-sustained allegations.

The following data quantifies the primary allegations from citizens in 2015:

Allegation Classification *Listed in Descending Order by Count	Number of Incidents
Conduct Unbecoming an Officer	26
Performance of Duty	25
Force	16
Policy/Procedure	15
Arrest/Detention	12
Bias-Based Policing	9
Courtesy	8
Service Review	6
Policy Complaint	3
Truthfulness	2
Discrimination	1
Total Incidents	123

Formal and Informal Citizen Complaints: Primary Allegations

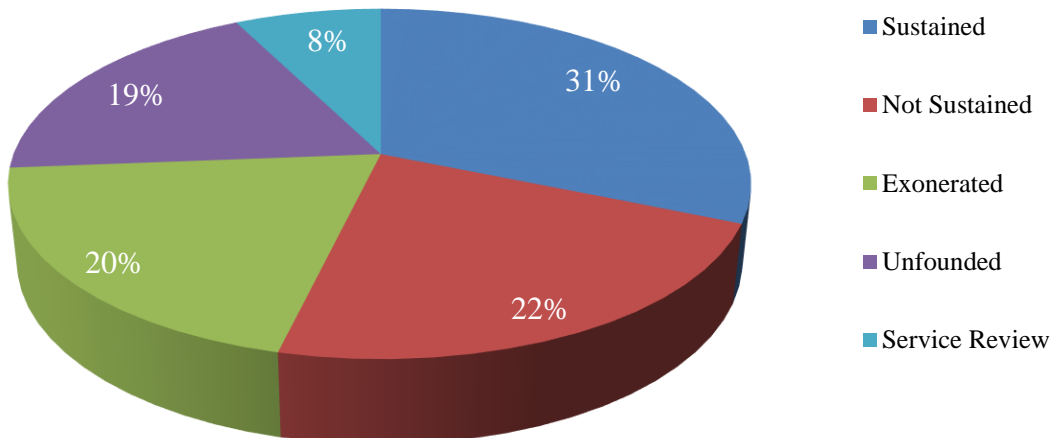


Dispositions of Formal Complaint Primary Allegations:

Allegation Classification	Sustained	Not Sustained	Exonerated	Unfounded	Service Review
Arrest/Detention	0	0	6	1	0
Bias-Based Policing	0	3	0	5	0
Conduct Unbecoming	0	4	0	0	0
Courtesy	4	1	0	0	0
Force	1	3	6	6	0
Performance of Duty	10	4	2	1	0
Policy/Procedure	10	1	0	0	0
Policy Complaint	0	0	2	1	0
Service Review	0	0	0	0	6
Truthfulness	0	1	0	1	0
Discrimination	0	1	0	0	0
Totals	25	18	16	15	6

*A sustained allegation regarding Performance of Duty or Policy/Procedure may not have been part of the original complaint, but was added later as an administrative allegation.

**Dispositions of Formal Citizen Complaints:
Primary Allegations**



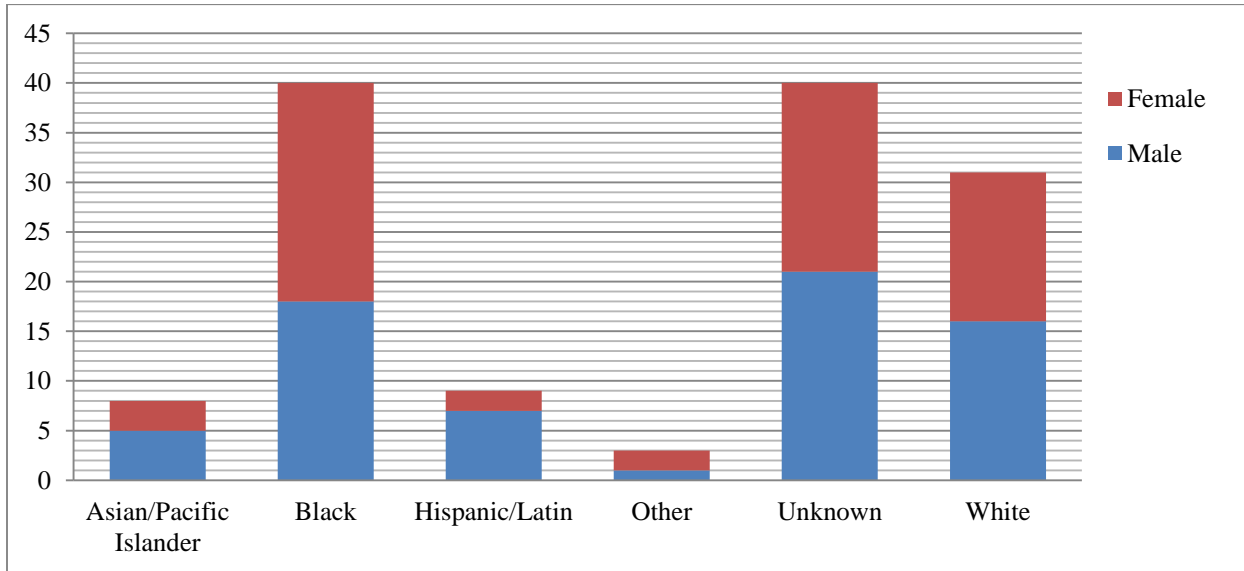
BART Police Office of Internal Affairs, 2015 Annual Report

Dispositions of Inclusive Allegations Resulting from Citizen Complaints:

Allegation Classifications	Finding	Count
Arrest/Detention	Exonerated	19
	Not Sustained	1
	Sustained	1
	Unfounded	6
	Supervisor Referral	6
	Total	33
Bias-Based Policing	Not Sustained	8
	Unfounded	16
	Supervisor Referral	3
	Total	27
Conduct Unbecoming	Not Sustained	12
	Sustained	3
	Unfounded	20
	Supervisor Referral	30
	Total	65
Courtesy	Not Sustained	4
	Sustained	4
	Unfounded	8
	Supervisor Referral	6
	Total	22
Force	Exonerated	15
	Not Sustained	5
	Sustained	1
	Unfounded	48
	Total	69
Performance of Duty	Exonerated	6
	Not Sustained	7
	Sustained	14
	Unfounded	11
	Supervisor Referral	11
	Total	49
Policy/Procedure	Exonerated	11
	Not Sustained	4
	Sustained	19
	Unfounded	3
	Supervisor Referral	6
	Total	43
Search/Seizure	Exonerated	5
	Unfounded	1
	Total	6
Supervision	Not Sustained	1
	Sustained	2
	Total	3
Truthfulness	Not Sustained	2
	Unfounded	1
	Total	3
Discrimination	Not Sustained	1

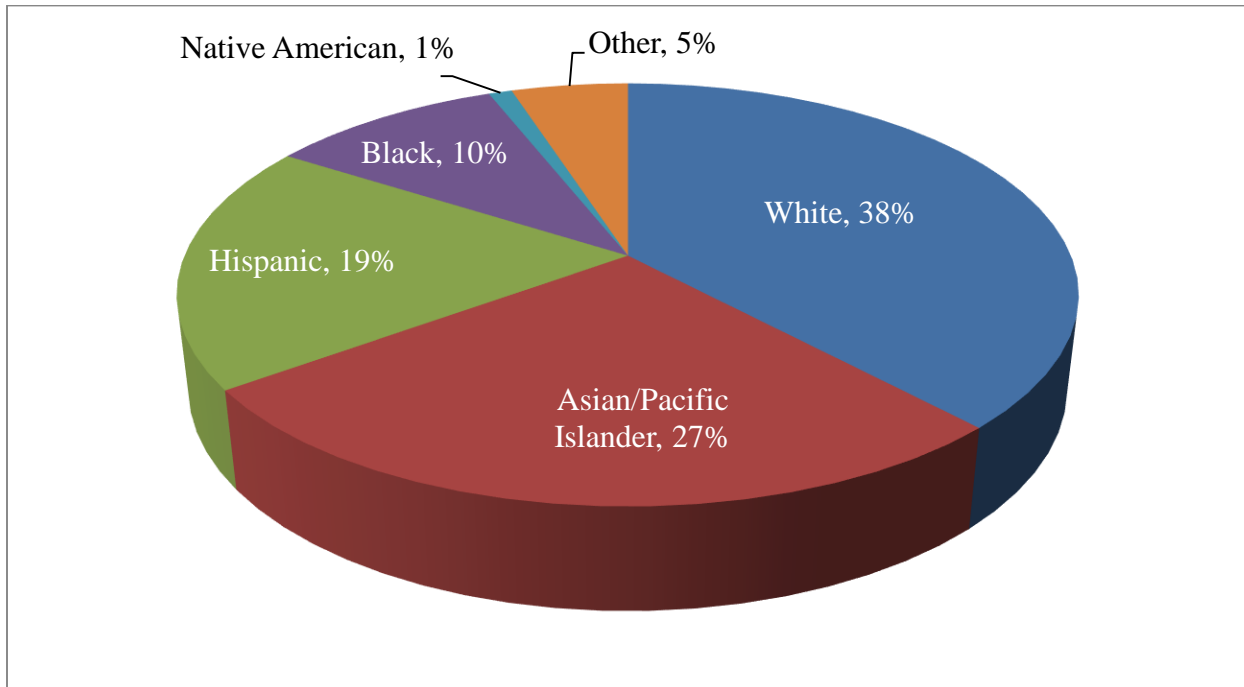
*When a complaint involves more than one officer, the finding for each officer contributes to the above.

Citizen Demographics for Formal and Informal Complaints:



*The above chart includes both complainants and witnesses.

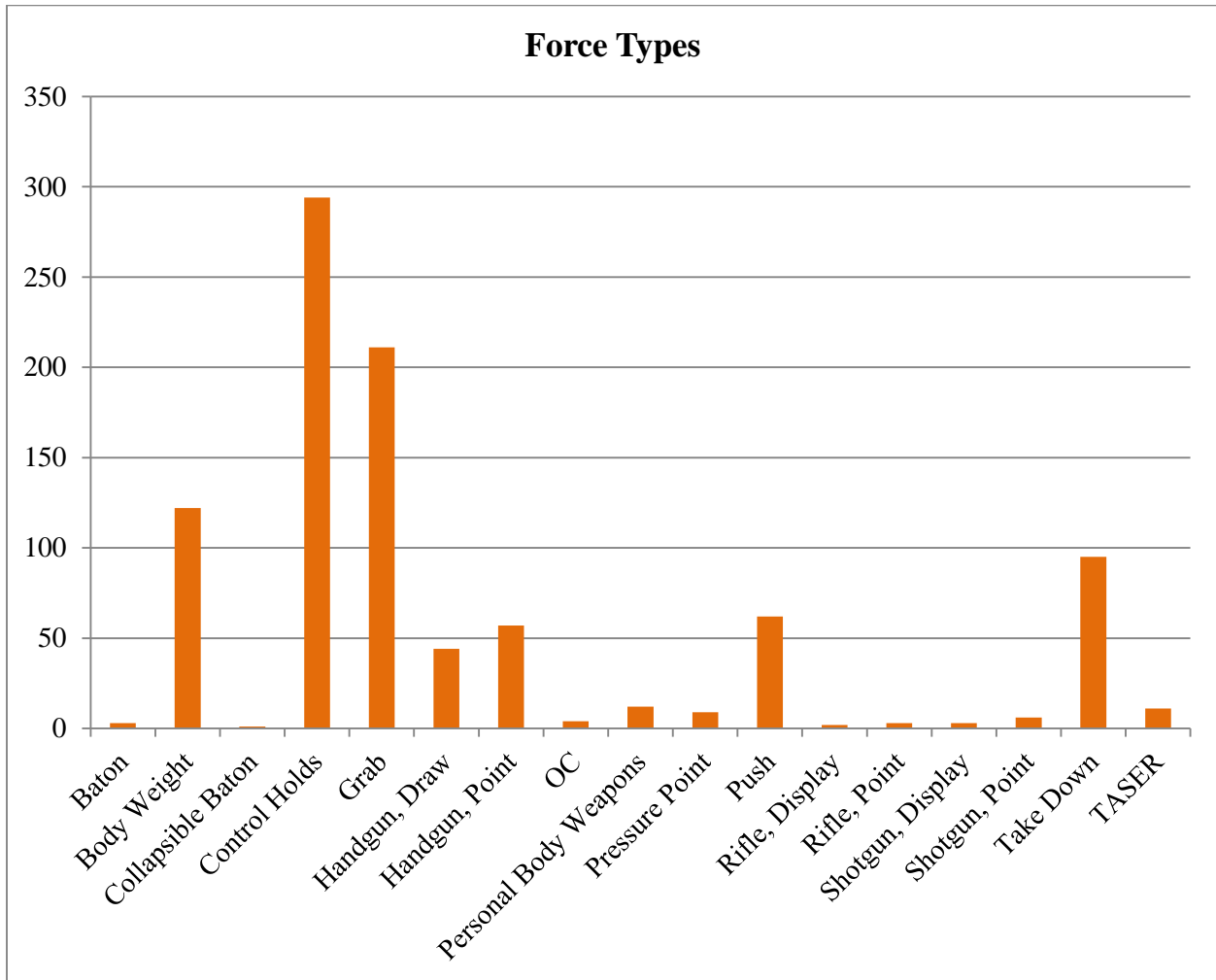
Demographics of BART Ridership:



*Data taken from BART 2014 Customer Satisfaction Survey.

Use of Force

Types of Force Used:



*There were 313 incidents where force was used; however, some incidents involved the use of multiple force types.