

BART POLICE DEPARTMENT



December 2021

MONTHLY REPORT



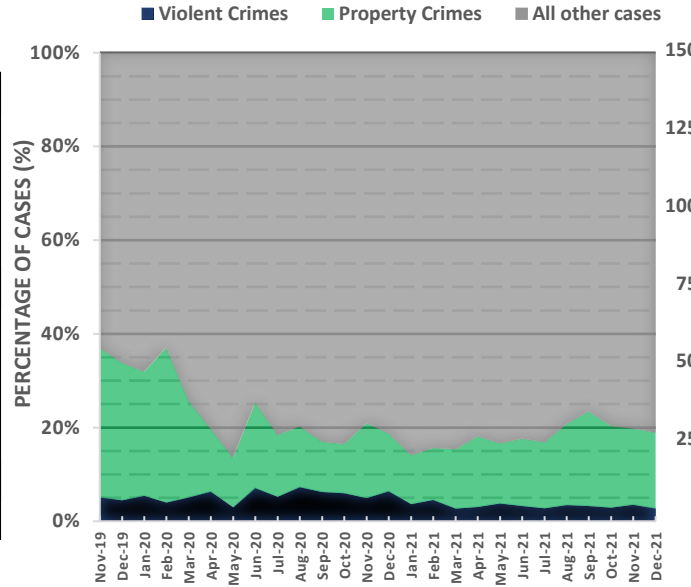
Bay Area Rapid Transit Police Department

101 8th St, Oakland, CA, 94607 (510) 464-7000 www.bart.gov/police

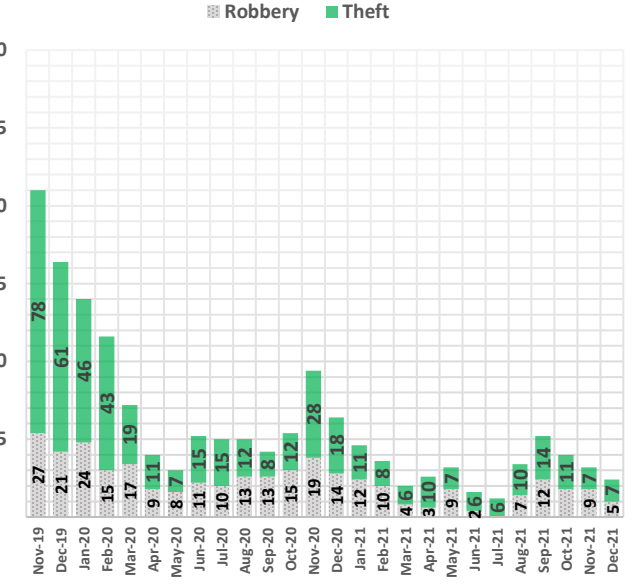
December 2021 Performance Measurement Review - **Systemwide**

PART 1 UCR Crime	2015	2016	2017	2018	2019	2020	YTD 2020	YTD 2021	PCT %
Homicide	1	1	0	3	2	0	0	0	-%
Rape	3	4	8	3	7	5	5	8	+60%
Robbery	161	232	290	345	378	252	252	145	-42%
Aggravated Assault	73	93	125	130	112	95	95	71	-25%
Violent Crime Subtotal	238	330	423	481	499	352	352	224	-36%
Burglary (Structural)	4	12	15	18	16	12	12	11	-8%
Larceny & Auto Burglary	2,325	2,217	2,593	2,565	3,177	1,038	1,038	882	-15%
Auto Theft	480	480	420	348	247	100	100	134	+34%
Arson	0	1	4	4	4	4	4	5	+25%
Property Crime Subtotal	2,809	2,710	3,032	2,935	3,444	1,154	1,154	1,032	-11%
TOTAL	3,047	3,040	3,455	3,416	3,943	1,506	1,506	1,256	-17%

PART 1 CRIME OVERALL



ELECTRONIC THEFT

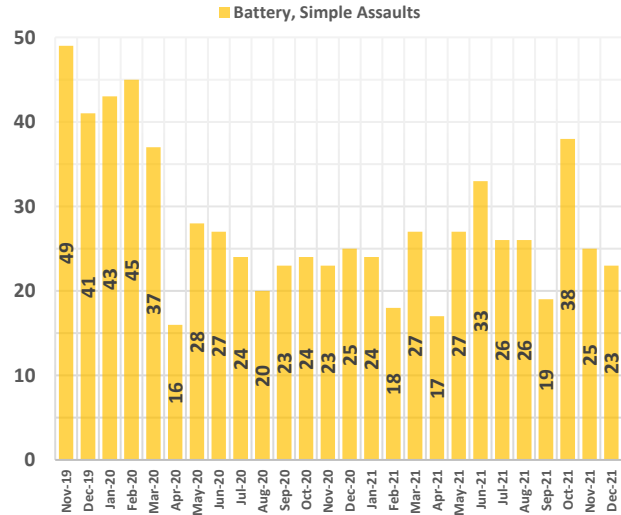


Part 1 Crimes: Top Five Stations

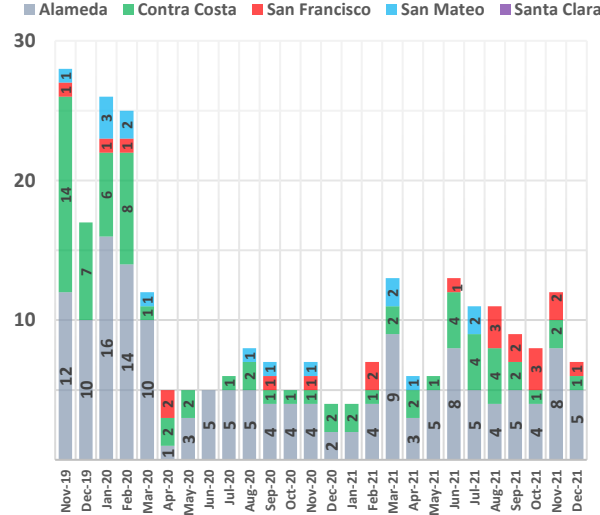
December 2021: A60/HAS A30/COS R50/CNS M90/DCS A10/LMS
 Full Year 2021: A30/COS A60/HAS M10/OWS A10/LMS R60/RIS

Full Year 2020

BATTERY & ASSAULT ON BART

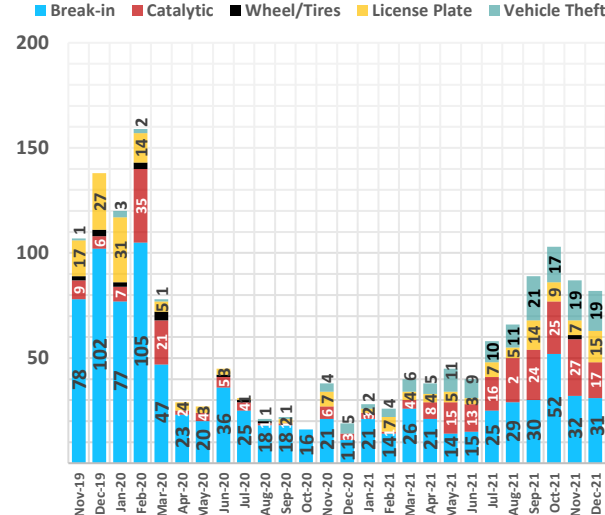


BICYCLE THEFT

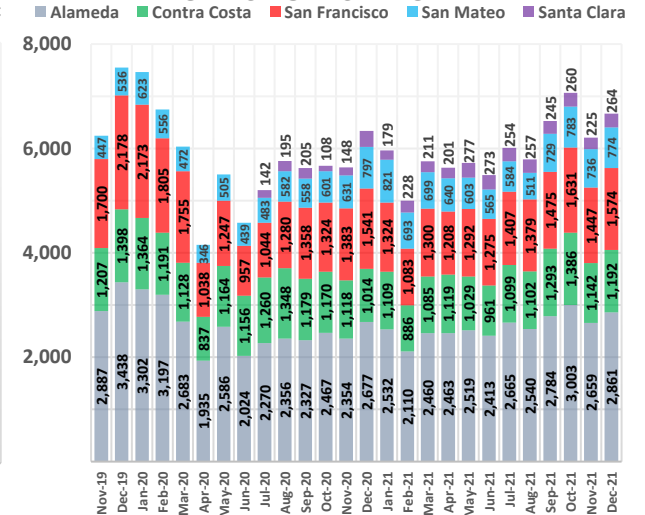


Full Year 2020: A30/COS A20/FVS M60/TFS M50/SSS A60/HAS

VEHICLE CRIME



CALLS TO DISPATCH



Preface: The data is retrieved from the BART Police Database and remains unaudited until corrections. Numbers may differ from the reported data in the Uniform Crime Reporting (UCR) program.

Late reporting, the reclassification or unfounding of crimes, can affect crime statistics. Overtime costs are projected numbers. Information provided on the reports are subject to change.

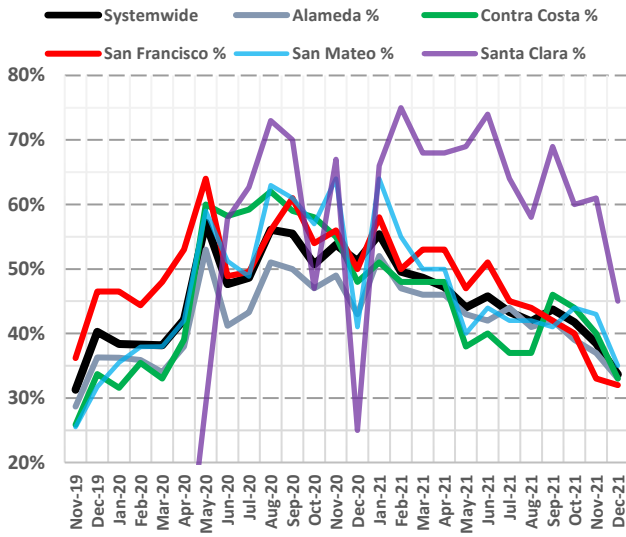


Bay Area Rapid Transit Police Department

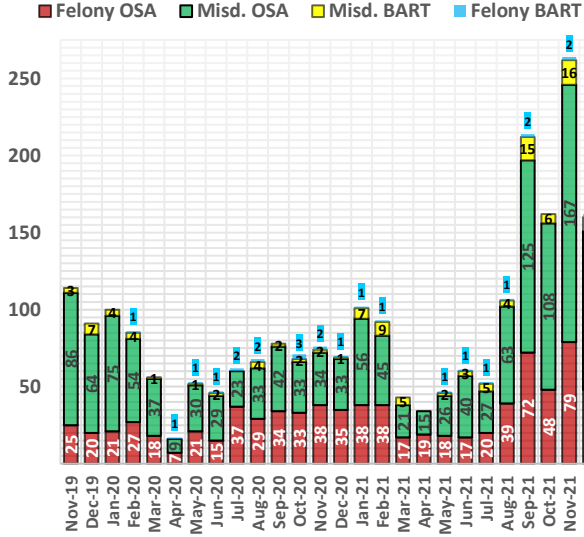
101 8th St, Oakland, CA, 94607 (510) 464-7000 www.bart.gov/police

December 2021 Performance Measurement Review - **Systemwide**

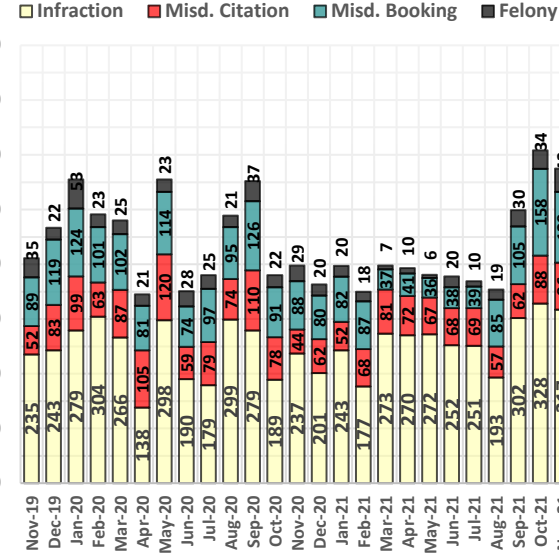
OFFICER-INITIATED INCIDENTS



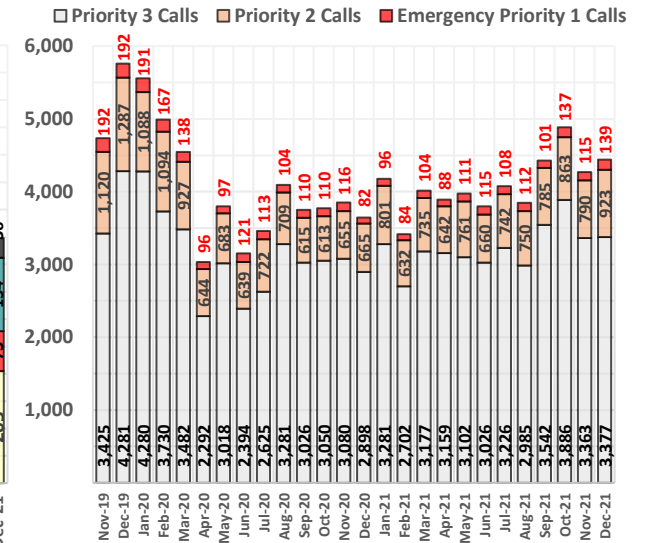
WARRANT ARRESTS



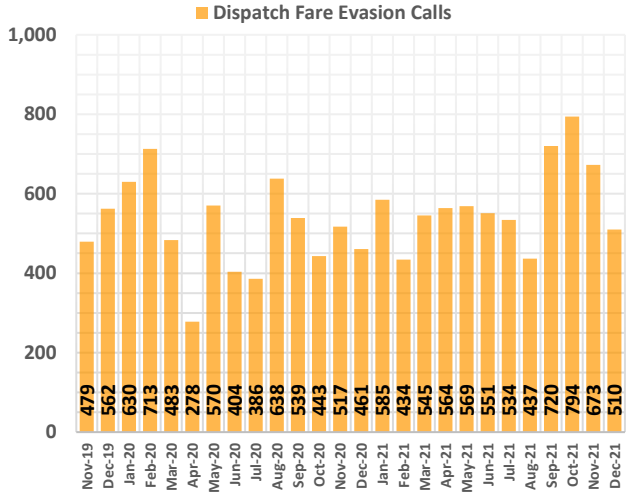
ALL BOOKINGS & ARRESTS



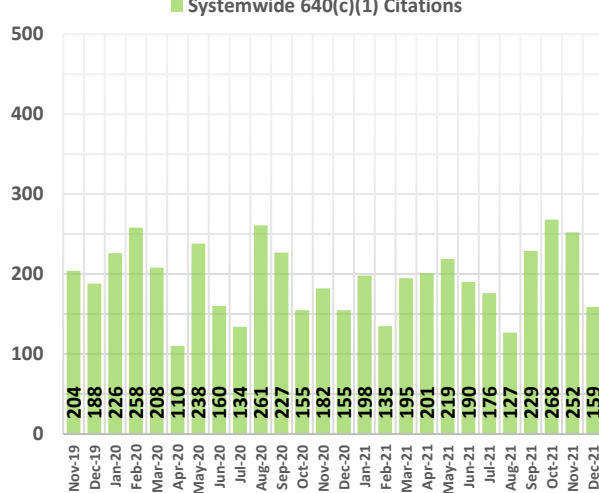
PRIORITY TYPE 1 - 3 CALLS



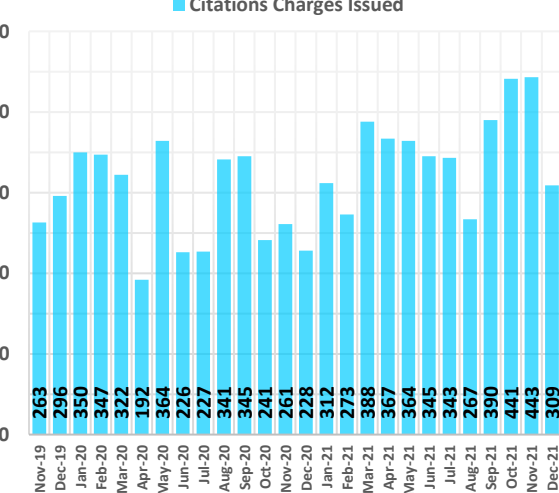
FARE EVASION CAD CALLS



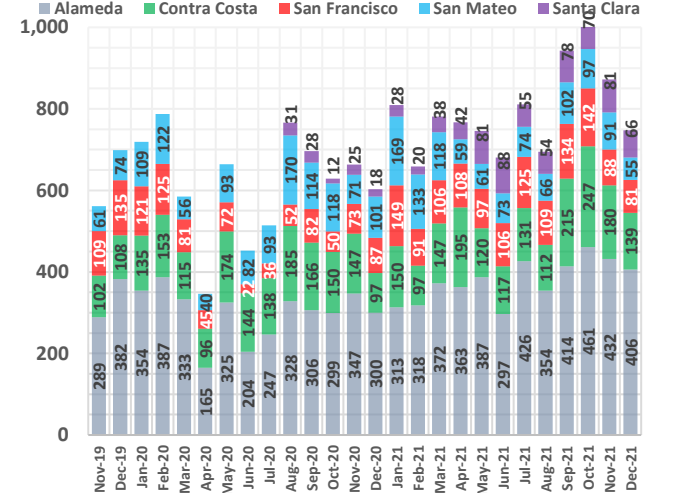
FARE EVASION CITATIONS



ALL CITATIONS



FIELD INTERVIEWS



Preface: The data is retrieved from the BART Police Database and remains unaudited until corrections. Numbers may differ from the reported data in the Uniform Crime Reporting (UCR) program.

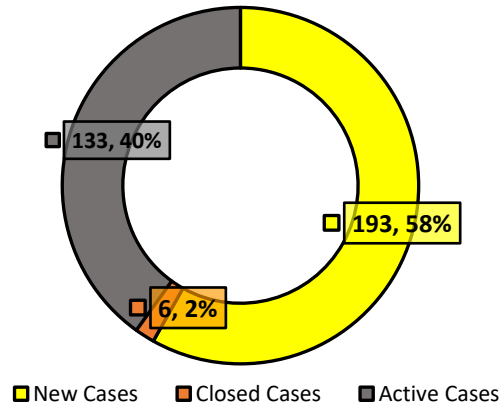
Late reporting, the reclassification or unbounding of crimes, can affect crime statistics. Overtime costs are projected numbers. Information provided on the reports are subject to change.



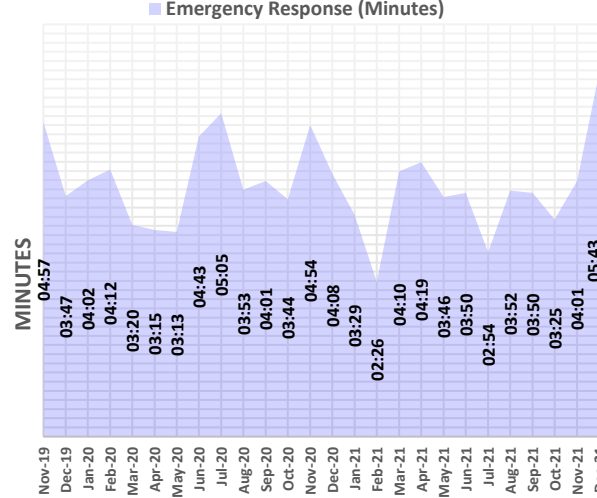
Bay Area Rapid Transit Police Department

101 8th St, Oakland, CA, 94607 (510) 464-7000 www.bart.gov/police

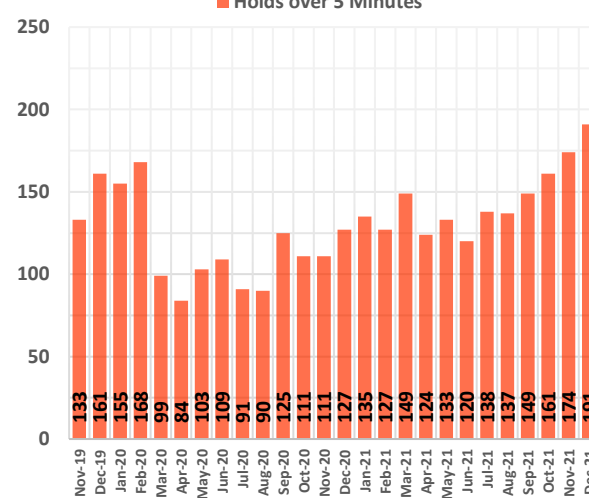
December 2021 Performance Measurement Review - **Systemwide**
INVESTIGATIVE ASSIGNMENTS



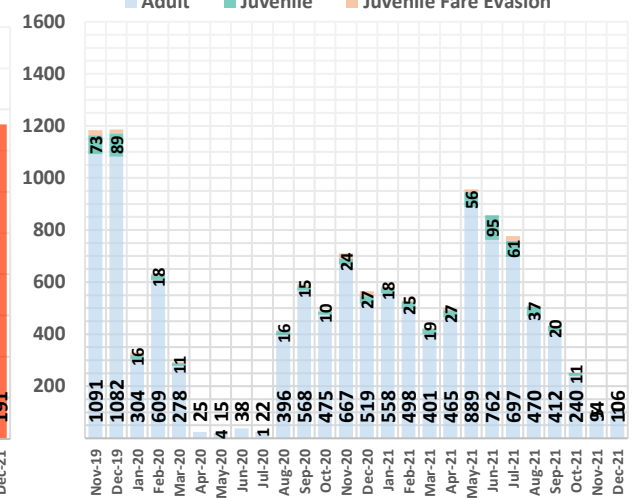
RESPONSE TIME (PRIORITY 1)



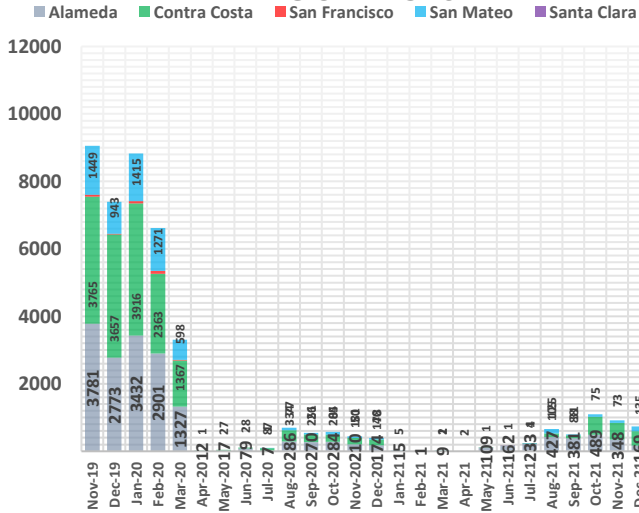
POLICE TRAIN HOLDS



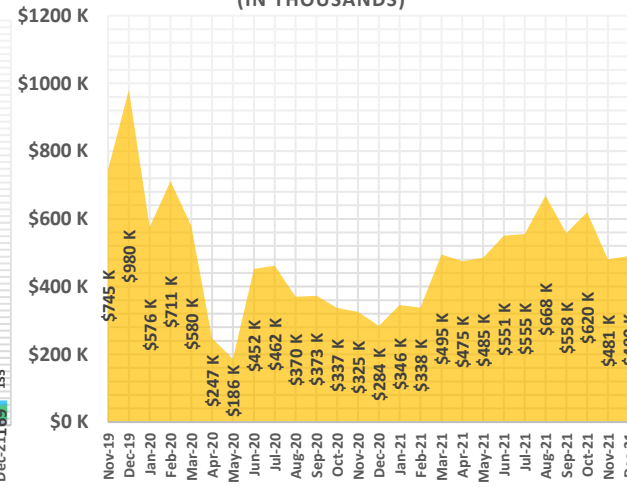
PROOF OF PAYMENT CITATIONS



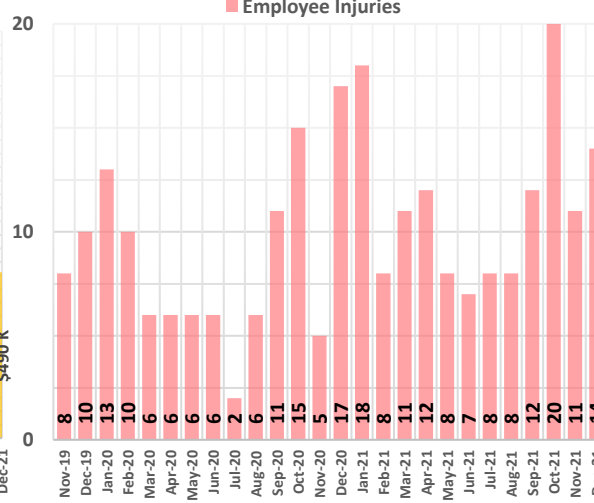
PARKING CITATIONS



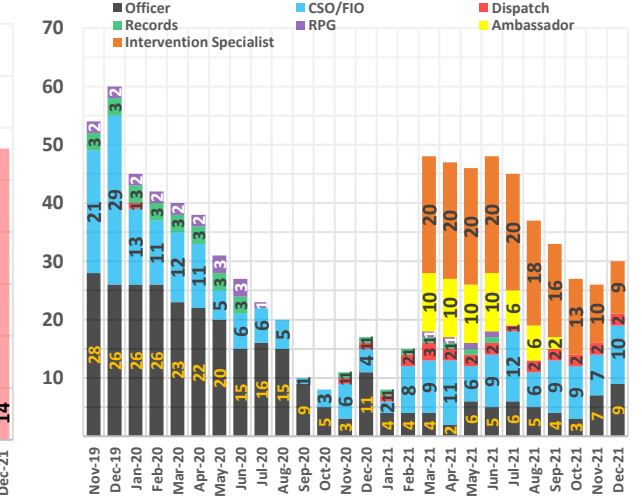
OVERTIME UTILIZATION (IN THOUSANDS)



EMPLOYEE INJURIES



VACANCIES



Preface: The data is retrieved from the BART Police Database and remains unaudited until corrections. Numbers may differ from the reported data in the Uniform Crime Reporting (UCR) program.

Late reporting, the reclassification or unbounding of crimes, can affect crime statistics. Overtime costs are projected numbers. Information provided on the reports are subject to change.

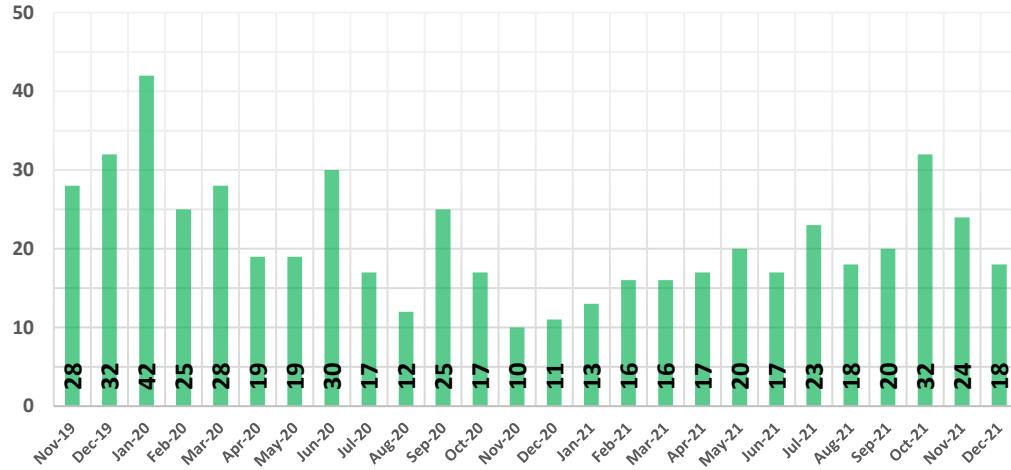


Bay Area Rapid Transit Police Department

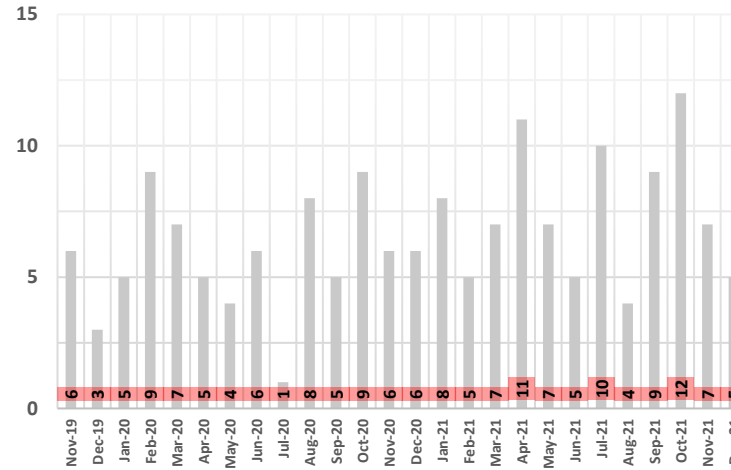
101 8th St, Oakland, CA, 94607 (510) 464-7000 www.bart.gov/police

December 2021 Performance Measurement Review - Systemwide

AB716 - PROHIBITION ORDERS

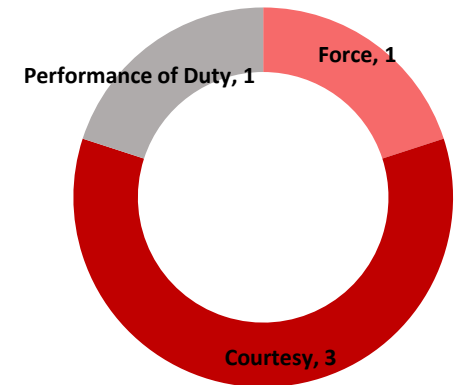


INTERNAL AFFAIRS COMPLAINTS



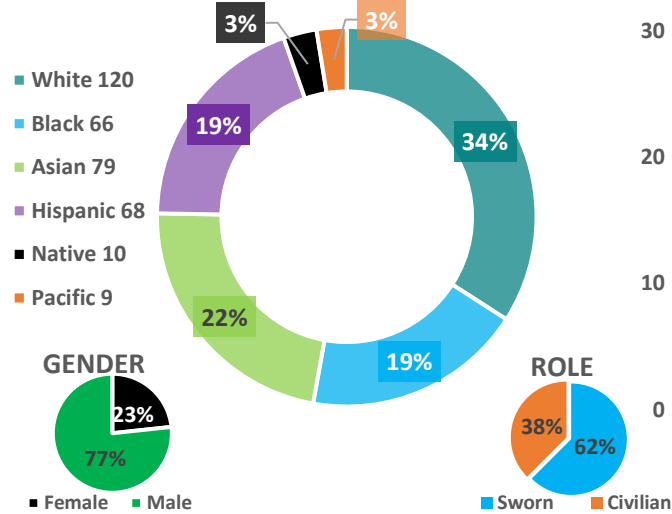
December 2021

IA COMPLAINTS RECEIVED¹

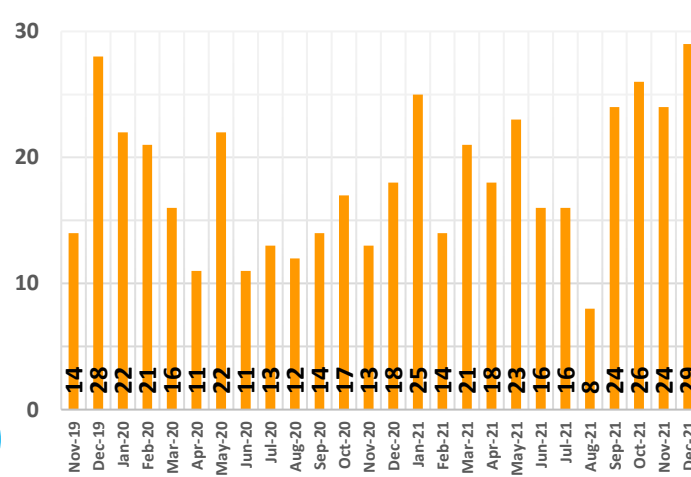


1: Each incident could contain more than one allegation. This chart reflects the most significant allegation per

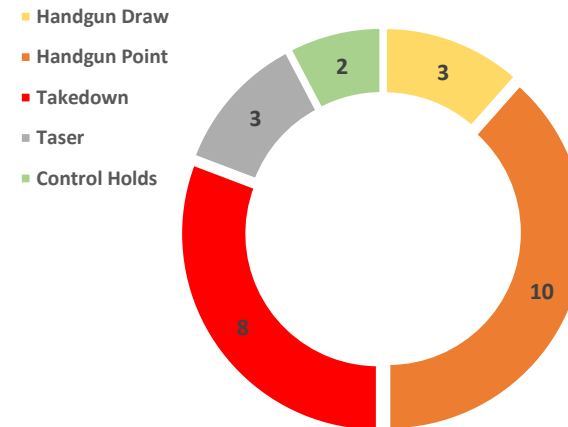
DEPARTMENT ETHNIC DIVERSITY



USE OF FORCE INCIDENTS

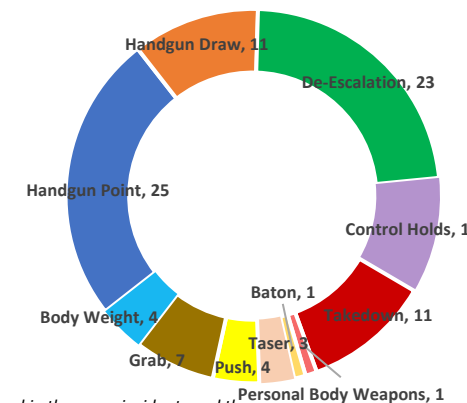


INCIDENT FORCE OPTIONS USED²



2: Some incidents involved the use of multiple force options. If two officers involved in the same incident used the same force option, this data would reflect both officers. As an example, if two officers used control holds in the same incident, this data would reflect two separate control holds.

TYPES OF FORCE USED³



3: Each incident could contain more than one force option. This chart reflects most significant force options used per incident.



Bay Area Rapid Transit Police Department

101 8th St, Oakland, CA, 94607 (510) 464-7000 www.bart.gov/police

December 2021 Performance Measurement Review - **Systemwide**

BART PD Uses of Force

Use of Force Incidents	Jan	Feb	Mar	Apr	May	Jun	Jul	Aug	Sep	Oct	Nov	Dec	Total
2021 CY	25	14	21	18	23	16	16	8	24	26	24	29	244
2020 CY	22	21	16	11	22	11	13	12	14	17	13	18	190
2019 CY	27	20	17	30	21	19	27	27	26	21	14	28	277
2021 YTD	25	39	60	78	101	117	133	141	165	191	215	244	
2020 YTD	22	43	59	70	92	103	116	128	142	159	172	190	
2019 YTD	27	47	64	94	115	134	161	188	214	235	249	277	

BART PD Dispatch Communications Center

Dispatch Center Calls	Jan	Feb	Mar	Apr	May	Jun	Jul	Aug	Sep	Oct	Nov	Dec	Total
2021 Calls for Service	5,966	5,076	5,827	5,706	5,756	5,491	6,017	5,807	6,530	7,031	6,184	6,670	72,061
2021 Priority 1 Calls	96	84	104	88	111	115	108	112	101	137	115	139	1,310
2021 Medical Emergencies	266	191	193	193	197	181	209	195	228	232	199	294	2,578
2021 Avg P1 Response Time	03:29	02:26	04:10	04:19	03:46	03:50	02:54	03:52	03:50	03:25	04:01	05:43	03:49
2020 Calls for Service	7,470	6,753	6,086	4,242	5,583	4,770	5,319	6,008	5,715	5,835	5,678	5,499	68,958
2020 Priority 1 Calls	191	167	138	96	97	121	113	104	110	110	116	82	1,445
2020 Medical Emergencies	306	295	273	173	168	166	176	156	154	125	160	178	2,330
2020 Avg P1 Response Time	04:02	04:12	03:20	03:15	03:13	04:43	05:05	03:53	04:01	03:44	04:54	04:08	04:02
2019 Calls for Service	7,523	7,785	7,829	7,698	7,449	6,676	6,746	7,182	6,770	7,138	6,301	7,643	86,740
2019 Priority 1 Calls	203	181	202	204	202	213	205	199	222	205	192	192	2,420
2019 Medical Emergencies	361	310	370	321	396	360	318	323	339	329	329	381	4,137
2019 Avg P1 Response Time	05:16	05:10	04:49	04:40	03:52	06:17	04:38	06:45	05:34	05:30	04:57	03:47	05:06



Bay Area Rapid Transit Police Department

101 8th St, Oakland, CA, 94607 (510) 464-7000 www.bart.gov/police

December 2021 Performance Measurement Review - **Systemwide**

BART PD Enforcement Contacts													
Felony Arrests	Jan	Feb	Mar	Apr	May	Jun	Jul	Aug	Sep	Oct	Nov	Dec	Total
2021 Felony Arrest	20	18	7	10	6	20	10	19	30	34	43	36	253
2020 Felony Arrest	53	23	25	21	23	28	25	21	37	22	29	20	327
2019 Felony Arrest	47	71	50	43	35	26	34	43	38	26	35	22	470
2021 Felony Arrest YTD	20	38	45	55	61	81	91	110	140	174	217	253	
2020 Felony Arrest YTD	53	76	101	122	145	173	198	219	256	278	307	327	
2019 Felony Arrest YTD	47	118	168	211	246	272	306	349	387	413	448	470	
Misdemeanor Arrests	Jan	Feb	Mar	Apr	May	Jun	Jul	Aug	Sep	Oct	Nov	Dec	Total
2021 Misd. Arrest	82	87	37	41	36	38	39	85	105	158	129	134	971
2020 Misd. Arrest	124	101	102	81	114	74	97	95	126	91	88	80	1,173
2019 Misd. Arrest	100	115	108	117	127	101	108	119	91	116	89	119	1,310
2021 Misd. Arrest YTD	82	169	206	247	283	321	360	445	550	708	837	971	
2020 Misd. Arrest YTD	124	225	327	408	522	596	693	788	914	1,005	1,093	1,173	
2019 Misd. Arrest YTD	100	215	323	440	567	668	776	895	986	1,102	1,191	1,310	
Cite & Releases	Jan	Feb	Mar	Apr	May	Jun	Jul	Aug	Sep	Oct	Nov	Dec	Total
2021 Cite & Release	52	68	81	72	67	68	69	57	62	88	86	73	843
2020 Cite & Release	99	63	87	105	120	59	79	74	110	78	44	62	980
2019 Cite & Release	107	138	112	83	64	72	62	74	47	81	52	83	975
2021 Cite & Release YTD	52	120	201	273	340	408	477	534	596	684	770	843	
2020 Cite & Release YTD	99	162	249	354	474	533	612	686	796	874	918	980	
2019 Cite & Release YTD	107	245	357	440	504	576	638	712	759	840	892	975	
Field Interviews	Jan	Feb	Mar	Apr	May	Jun	Jul	Aug	Sep	Oct	Nov	Dec	Total
2021 Field Interview	809	659	781	767	746	681	811	695	943	1,017	872	747	9,528
2020 Field Interview	719	787	585	346	665	464	538	766	696	629	663	603	7,461
2019 Field Interview	841	1,011	868	945	765	571	608	714	696	810	561	699	9,089
2021 Field Interview YTD	809	1,468	2,249	3,016	3,762	4,443	5,254	5,949	6,892	7,909	8,781	9,528	
2020 Field Interview YTD	719	1,506	2,091	2,437	3,102	3,566	4,104	4,870	5,566	6,195	6,858	7,461	
2019 Field Interview YTD	841	1,852	2,720	3,665	4,430	5,001	5,609	6,323	7,019	7,829	8,390	9,089	
Combined Contacts	Jan	Feb	Mar	Apr	May	Jun	Jul	Aug	Sep	Oct	Nov	Dec	Total
2021 Monthly Enf. Contacts	963	832	906	890	855	807	929	856	1,140	1,297	1,130	990	11,595
2020 Monthly Enf. Contacts	995	974	799	553	922	625	739	956	969	820	824	765	9,941
2019 Monthly Enf. Contacts	1,095	1,335	1,138	1,188	991	770	812	950	872	1,033	737	923	11,844
2021 Enf. Contacts YTD	963	1,795	2,701	3,591	4,446	5,253	6,182	7,038	8,178	9,475	10,605	11,595	
2020 Enf. Contacts YTD	995	1,969	2,768	3,321	4,243	4,868	5,607	6,563	7,532	8,352	9,176	9,941	
2019 Enf. Contacts YTD	1,095	2,430	3,568	4,756	5,747	6,517	7,329	8,279	9,151	10,184	10,921	11,844	



Bay Area Rapid Transit Police Department

101 8th St, Oakland, CA, 94607 (510) 464-7000 www.bart.gov/police

December 2021 Performance Measurement Review - **Systemwide**

BART PD Warrant Arrests

Warrant Arrests	Jan	Feb	Mar	Apr	May	Jun	Jul	Aug	Sep	Oct	Nov	Dec	Total
2021 BART Felony	1	1	0	0	1	1	1	1	2	0	2	2	12
2021 BART Misdemeanor	7	9	5	0	2	3	5	4	15	6	16	9	81
2021 Outside Felony	38	38	17	19	18	17	20	39	72	48	79	48	453
2021 Outside Misdemeanor	56	45	21	15	26	40	27	63	125	108	167	103	796
2021 Monthly Total	102	93	43	34	47	61	53	107	214	162	264	162	1,342
2021 YTD Total	102	195	238	272	319	380	433	540	754	916	1,180	1,342	
2020 BART Felony	0	1	0	1	1	1	2	2	0	3	2	1	14
2020 BART Misdemeanor	4	4	1	0	1	2	0	4	2	2	2	1	23
2020 Outside Felony	21	27	18	7	21	15	37	29	34	33	38	35	315
2020 Outside Misdemeanor	75	54	37	9	30	29	23	33	42	33	34	33	432
2020 Monthly Total	100	86	56	17	53	47	62	68	78	71	76	70	784
2020 YTD Total	100	186	242	259	312	359	421	489	567	638	714	784	
2019 BART Felony	2	2	1	2	1	1	1	0	0	3	0	0	13
2019 BART Misdemeanor	2	13	3	5	0	3	7	10	2	2	3	7	57
2019 Outside Felony	20	37	27	19	16	14	29	15	17	25	25	20	264
2019 Outside Misdemeanor	72	76	87	75	61	43	60	55	66	71	86	64	816
2019 Monthly Total	96	128	118	101	78	61	97	80	85	101	114	91	1,150
2019 YTD Total	96	224	342	443	521	582	679	759	844	945	1,059	1,150	



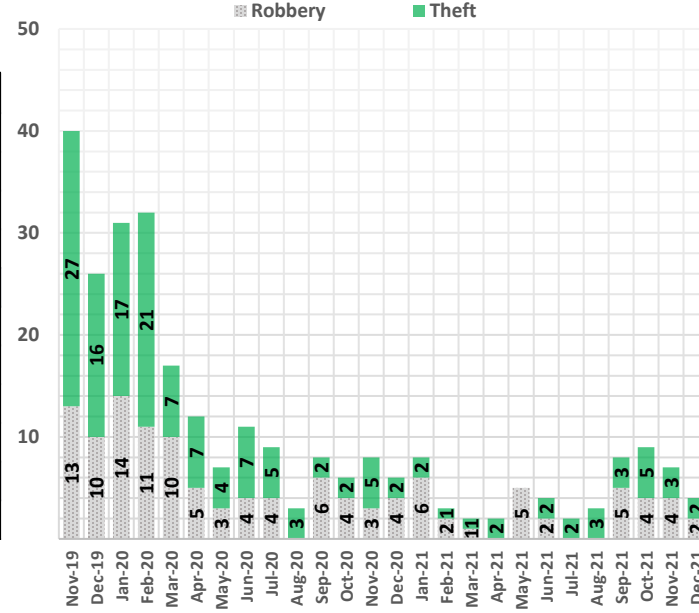
Bay Area Rapid Transit Police Department

101 8th St, Oakland, CA, 94607 (510) 464-7000 www.bart.gov/police

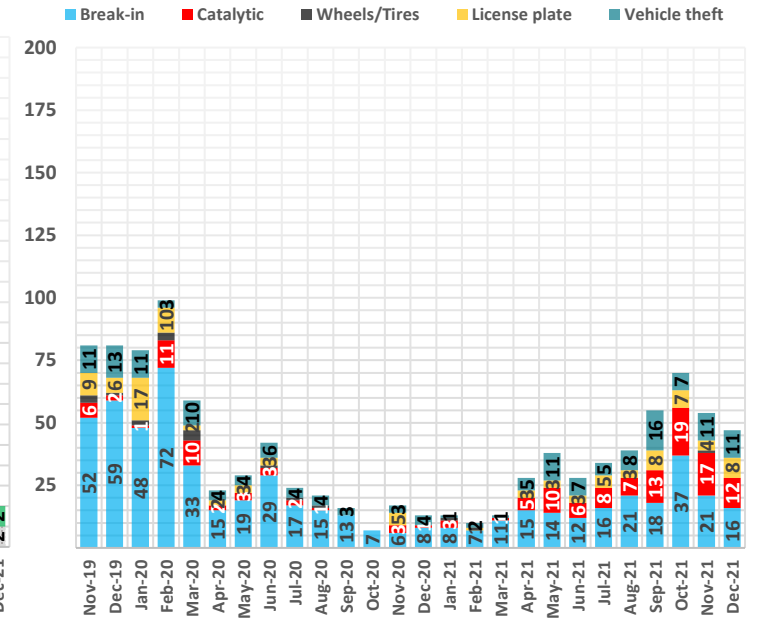
December 2021 Performance Measurement Review - Alameda County

PART 1 UCR Crime	2017	2018	2019	2020	YTD 2020	YTD 2021	PCT %
Homicide	0	2	1	0	0	0	-%
Rape	6	3	2	3	3	2	-33%
Robbery	191	211	229	122	122	64	-48%
Aggravated Assault	73	87	52	54	54	34	-37%
Violent Crime Subtotal	270	303	284	179	179	100	-44%
Burglary (Structural)	8	11	13	9	9	6	-33%
Larceny & Auto Burglary	1,471	1,262	1,634	577	577	472	-18%
Auto Theft	266	201	149	56	56	85	+52%
Arson	2	3	5	2	2	2	0%
Property Crime Subtotal	1,747	1,477	1,801	644	644	565	-12%
TOTAL	2,017	1,780	2,085	823	823	665	-19%

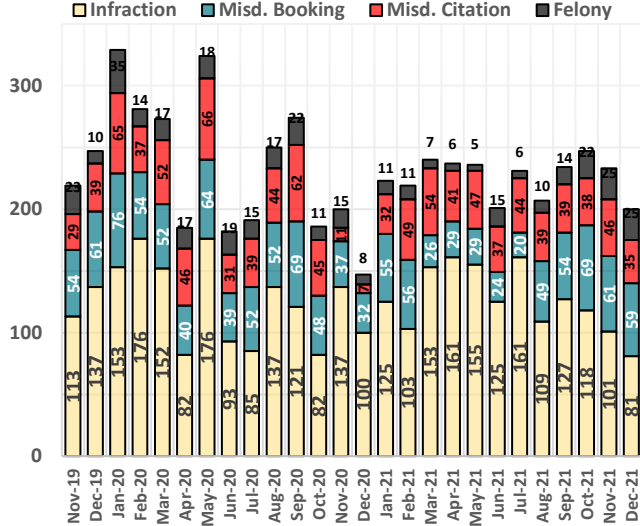
ALAMEDA ELECTRONIC THEFT



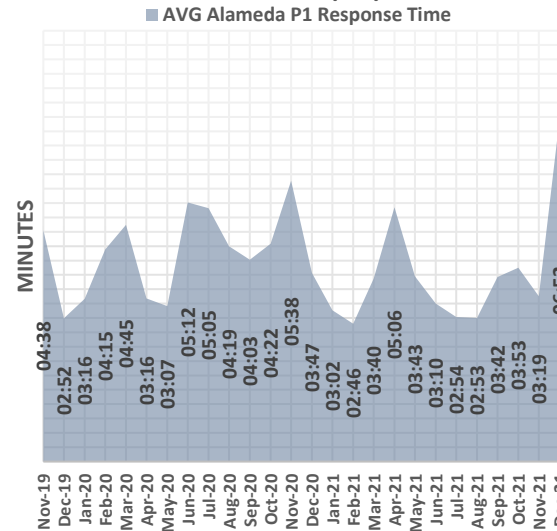
ALAMEDA VEHICLE CRIME



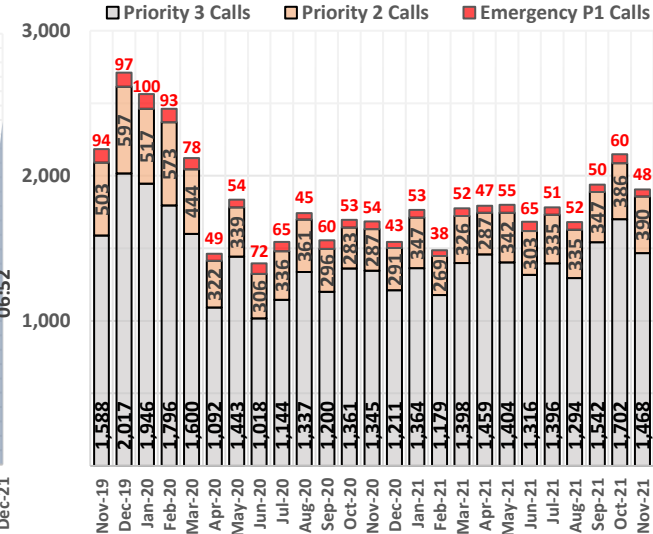
ALAMEDA ARRESTS & CITATIONS



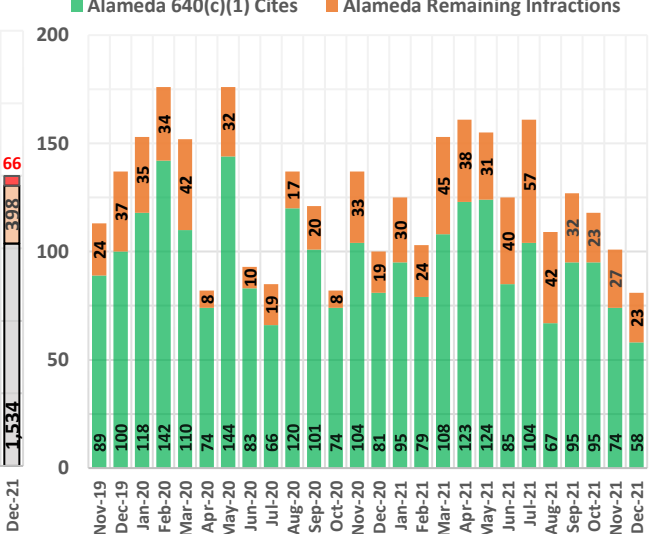
RESPONSE TIME (P1) AVG



ALAMEDA PRIORITY 1 - 3 CALLS



ALAMEDA FARE EVASION



Preface: The data is retrieved from the BART Police Database and remains unaudited until corrections. Numbers may differ from the reported data in the Uniform Crime Reporting (UCR) program.

Late reporting, the reclassification or unbounding of crimes, can affect crime statistics. Overtime costs are projected numbers. Information provided on the reports are subject to change.



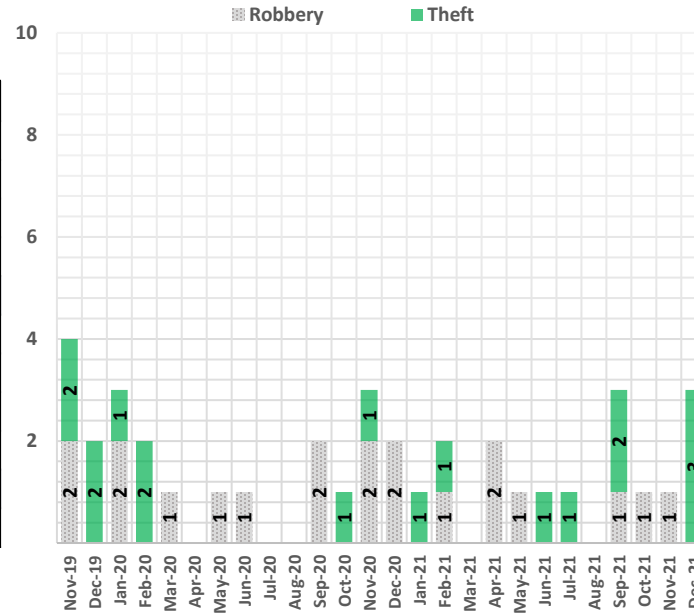
Bay Area Rapid Transit Police Department

101 8th St, Oakland, CA, 94607 (510) 464-7000 www.bart.gov/police

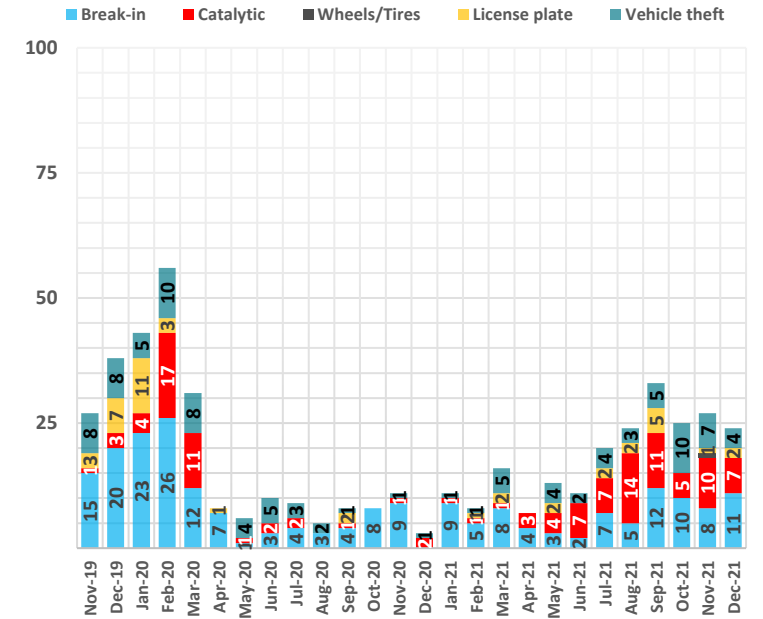
December 2021 Performance Measurement Review - Contra Costa County

PART 1 UCR Crime	2017	2018	2019	2020	YTD 2020	YTD 2021	PCT %
Homicide	0	1	0	0	0	0	-%
Rape	1	0	4	0	0	4	-%
Robbery	35	29	34	23	23	19	-17%
Aggravated Assault	23	20	23	17	17	19	+12%
Violent Crime Subtotal	59	50	61	40	40	42	+5%
Burglary (Structural)	2	1	2	1	1	1	0%
Larceny & Auto Burglary	675	669	592	202	202	226	+12%
Auto Theft	134	124	81	40	40	46	+15%
Arson	3	1	0	0	0	0	-%
Property Crime Subtotal	814	795	675	243	243	273	+12%
TOTAL	873	845	736	283	283	315	+11%

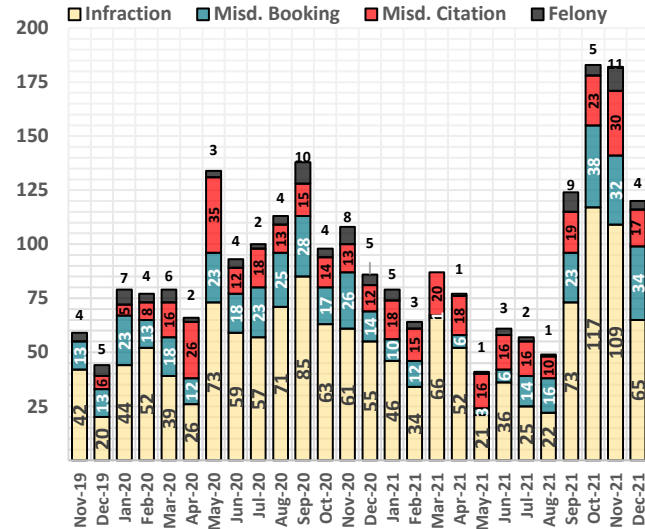
CONTRA COSTA ELECTRONIC THEFT



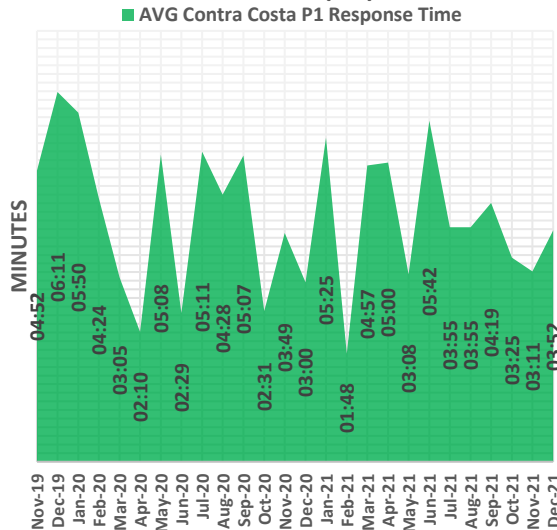
CONTRA COSTA VEHICLE CRIME



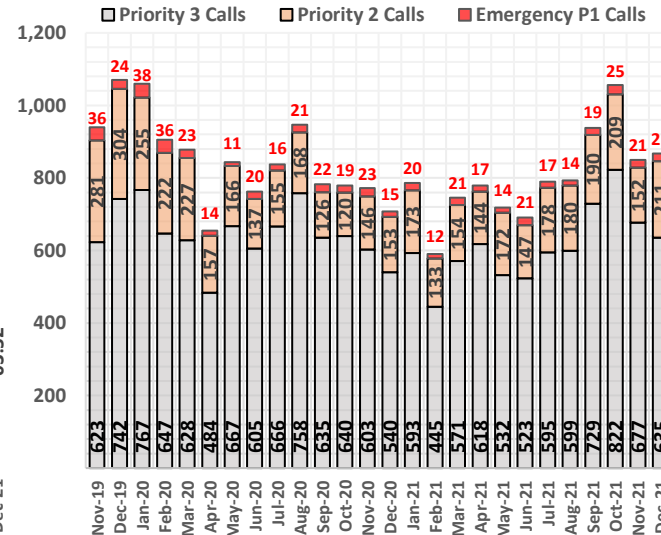
COCO ARRESTS & CITATIONS



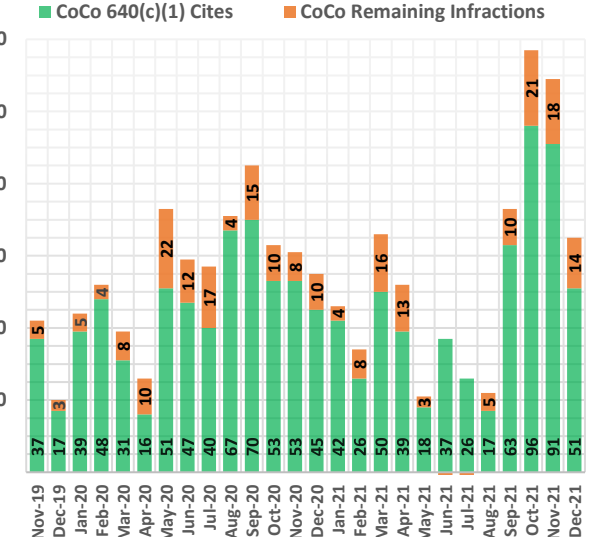
RESPONSE TIME (P1) AVG



COCO PRIORITY 1 - 3 CALLS



COCO FARE EVASION



Preface: The data is retrieved from the BART Police Database and remains unaudited until corrections. Numbers may differ from the reported data in the Uniform Crime Reporting (UCR) program.

Late reporting, the reclassification or unbounding of crimes, can affect crime statistics. Overtime costs are projected numbers. Information provided on the reports are subject to change.



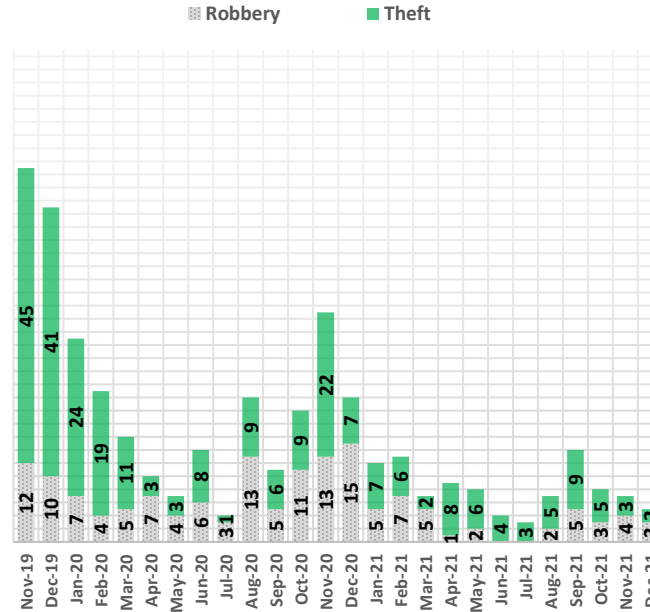
Bay Area Rapid Transit Police Department

101 8th St, Oakland, CA, 94607 (510) 464-7000 www.bart.gov/police

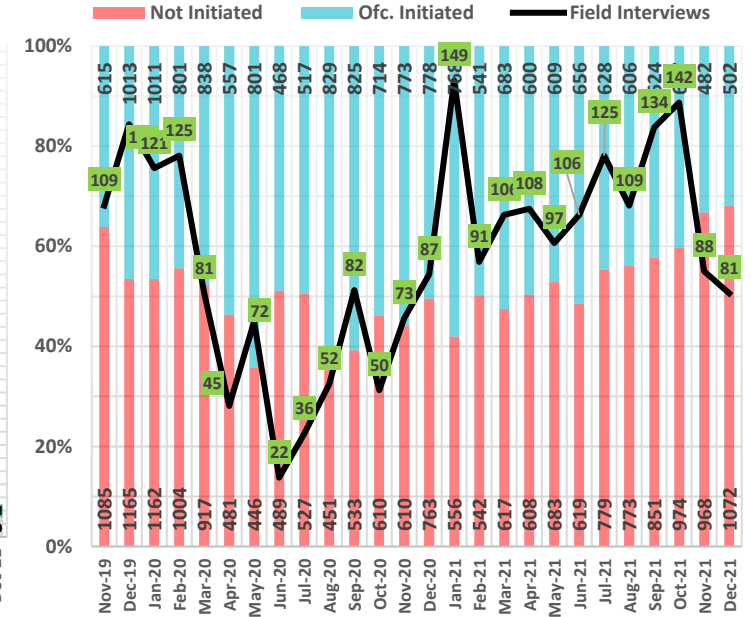
December 2021 Performance Measurement Review - San Francisco County

PART 1 UCR Crime	2017	2018	2019	2020	YTD 2020	YTD 2021	PCT %
Homicide	0	0	0	0	0	0	-%
Rape	0	0	0	4	4	1	-75%
Robbery	49	97	104	101	101	47	-53%
Aggravated Assault	23	18	28	19	19	16	-16%
Violent Crime Subtotal	72	115	132	124	124	64	-48%
Burglary (Structural)	5	6	4	1	1	3	+200%
Larceny & Auto Burglary	244	473	619	200	200	103	-49%
Auto Theft	2	1	1	0	0	0	-%
Arson	0	0	0	1	1	2	+100%
Property Crime Subtotal	251	480	624	202	202	108	-47%
TOTAL	323	595	756	326	326	172	-47%

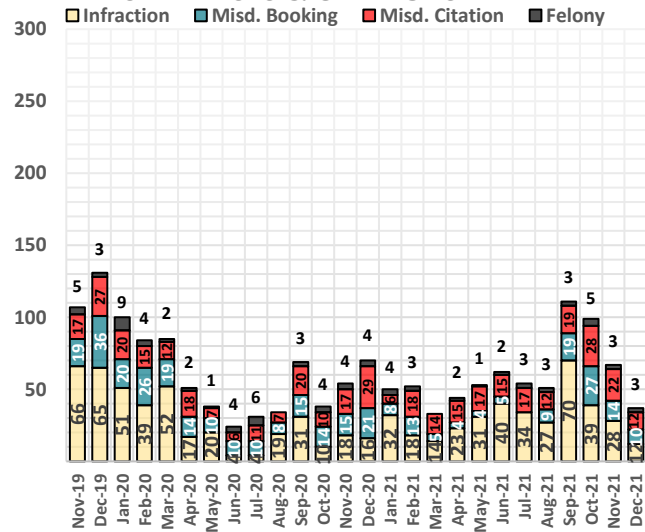
SAN FRANCISCO ELECTRONIC THEFT



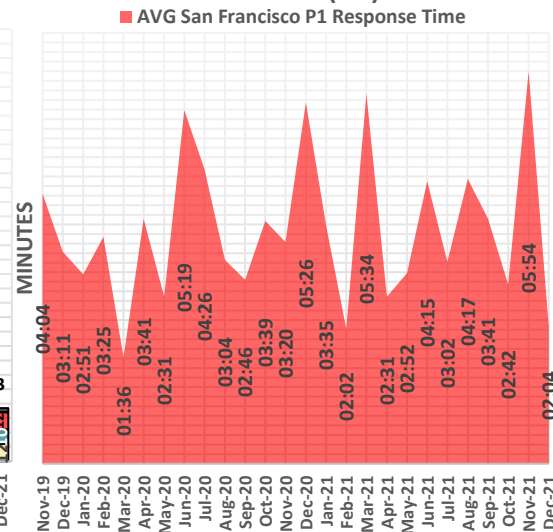
SF OFFICER-INITIATED INCIDENTS



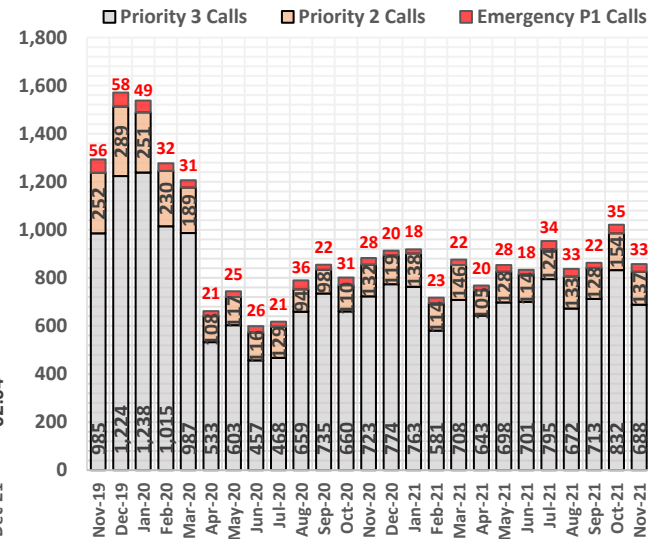
SF ARRESTS & CITATIONS



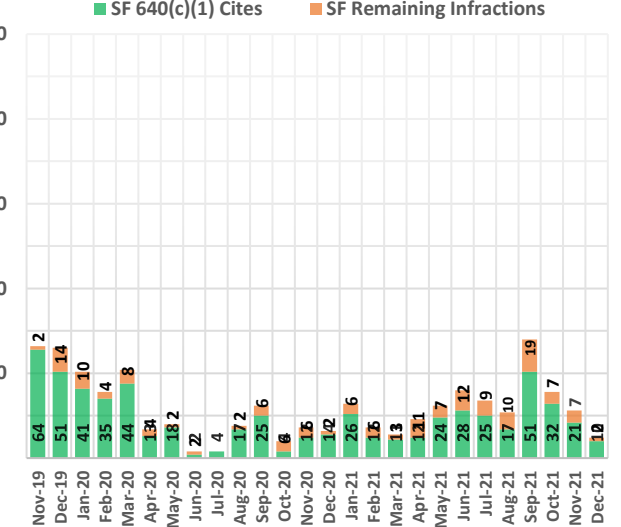
RESPONSE TIME (P1) AVG



SF PRIORITY 1 - 3 CALLS



SAN FRANCISCO FARE EVASION



Preface: The data is retrieved from the BART Police Database and remains unaudited until corrections. Numbers may differ from the reported data in the Uniform Crime Reporting (UCR) program.

Late reporting, the reclassification or unbounding of crimes, can affect crime statistics. Overtime costs are projected numbers. Information provided on the reports are subject to change.



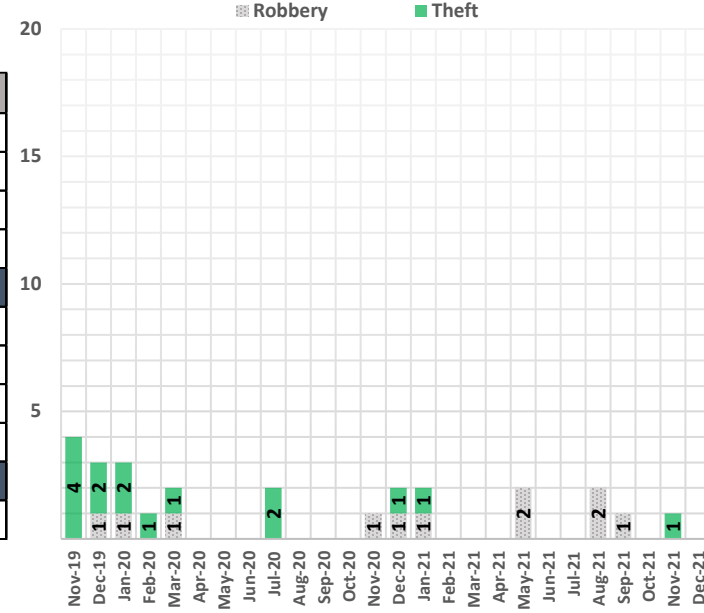
Bay Area Rapid Transit Police Department

101 8th St, Oakland, CA, 94607 (510) 464-7000 www.bart.gov/police

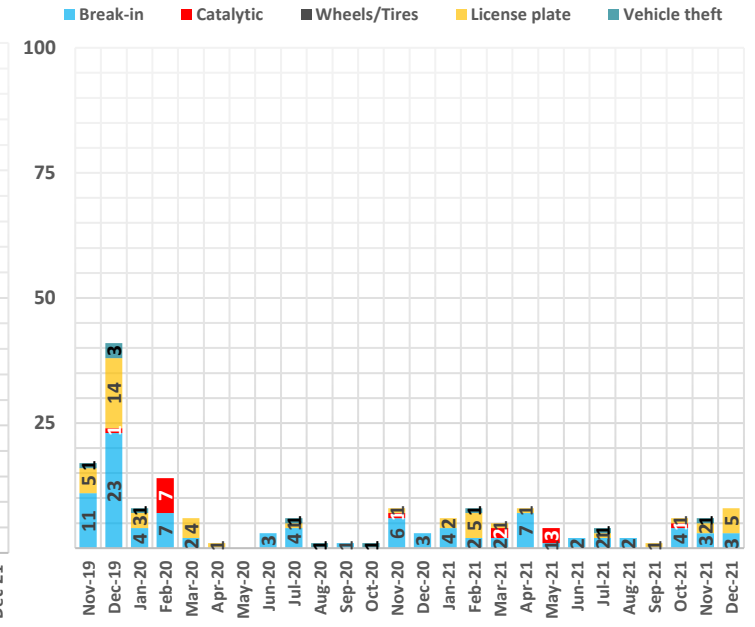
December 2021 Performance Measurement Review - San Mateo County

PART 1 UCR Crime	2017	2018	2019	2020	YTD 2020	YTD 2021	PCT %
Homicide	0	0	0	0	0	0	-%
Rape	1	0	1	1	1	1	0%
Robbery	15	8	13	6	6	10	+67%
Aggravated Assault	6	5	8	4	4	2	-50%
Violent Crime Subtotal	22	13	22	11	11	13	+18%
Burglary (Structural)	0	0	0	1	1	1	0%
Larceny & Auto Burglary	208	161	332	75	75	81	+8%
Auto Theft	18	19	13	4	4	3	-25%
Arson	0	0	0	1	1	1	0%
Property Crime Subtotal	226	180	345	81	81	86	+6%
TOTAL	248	193	367	92	92	99	+8%

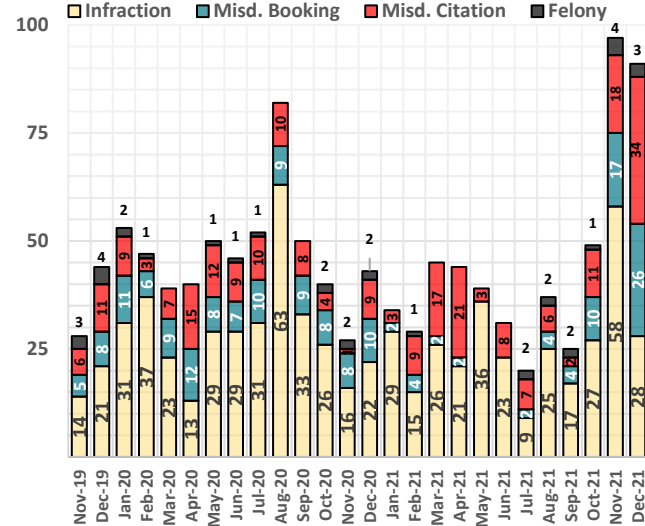
SAN MATEO ELECTRONIC THEFT



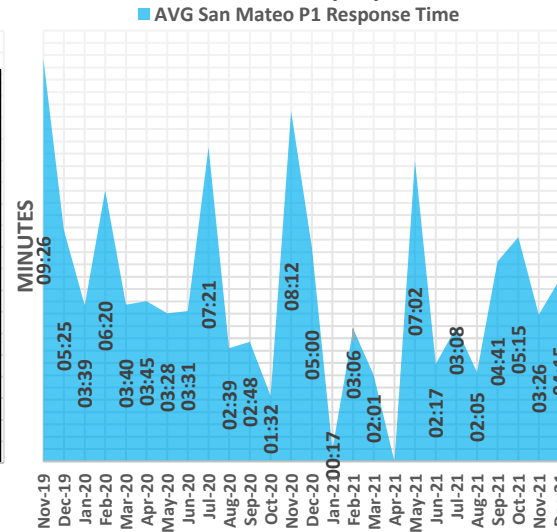
SAN MATEO VEHICLE CRIME



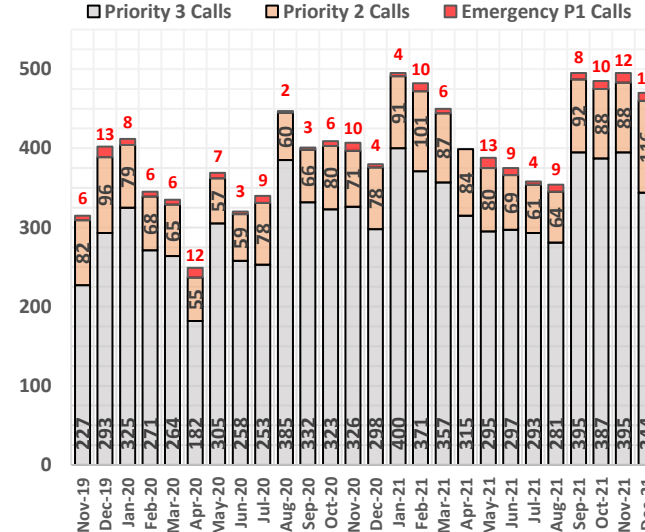
SMC ARRESTS & CITATIONS



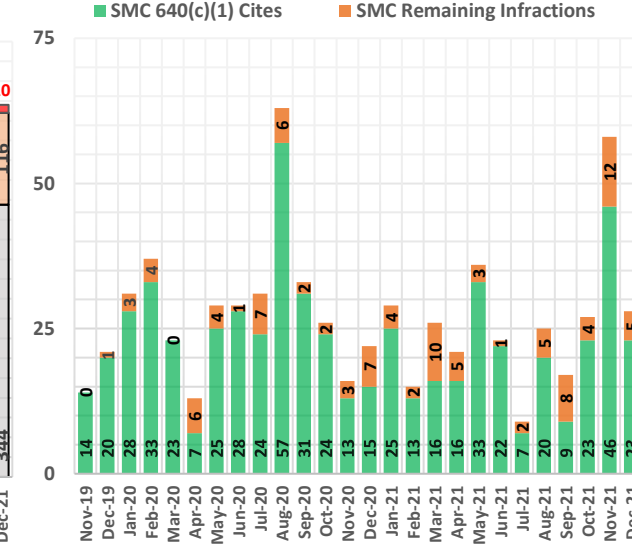
RESPONSE TIME (P1) AVG



SMC PRIORITY 1 - 3 CALLS



SMC FARE EVASION



Preface: The data is retrieved from the BART Police Database and remains unaudited until corrections. Numbers may differ from the reported data in the Uniform Crime Reporting (UCR) program.

Late reporting, the reclassification or unfounding of crimes, can affect crime statistics. Overtime costs are projected numbers. Information provided on the reports are subject to change.



Bay Area Rapid Transit Police Department

101 8th St, Oakland, CA, 94607 (510) 464-7000 www.bart.gov/police

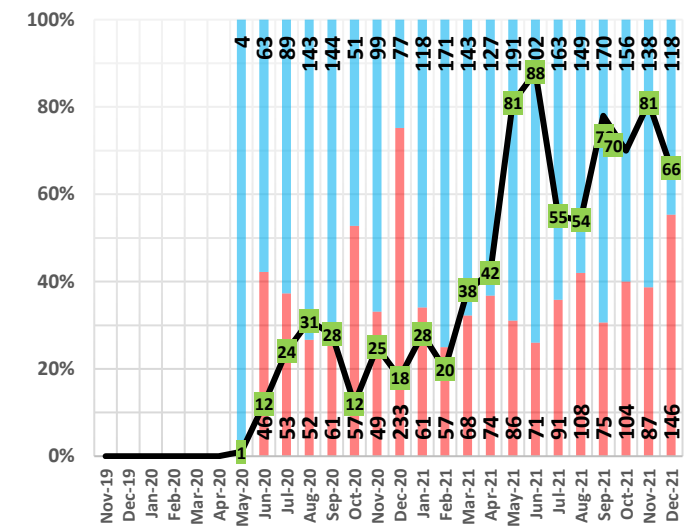
December 2021 Performance Measurement Review - Santa Clara County

PART 1 UCR Crime	2017	2018	2019	2020	YTD 2020	YTD 2021	PCT %
Homicide	-	-	-	-	0	0	-%
Rape	-	-	-	-	0	0	-%
Robbery	-	-	-	-	0	2	-%
Aggravated Assault	-	-	-	1	1	0	-100%
Violent Crime Subtotal	0	0	0	1	1	2	+100%
Burglary (Structural)	-	-	-	-	0	0	-%
Larceny & Auto Burglary	-	-	-	1	0	0	-%
Auto Theft	-	-	-	-	0	0	-%
Arson	-	-	-	-	0	0	-%
Property Crime Subtotal	0	0	0	1	0	0	-%
TOTAL	0	0	0	2	1	2	+100%

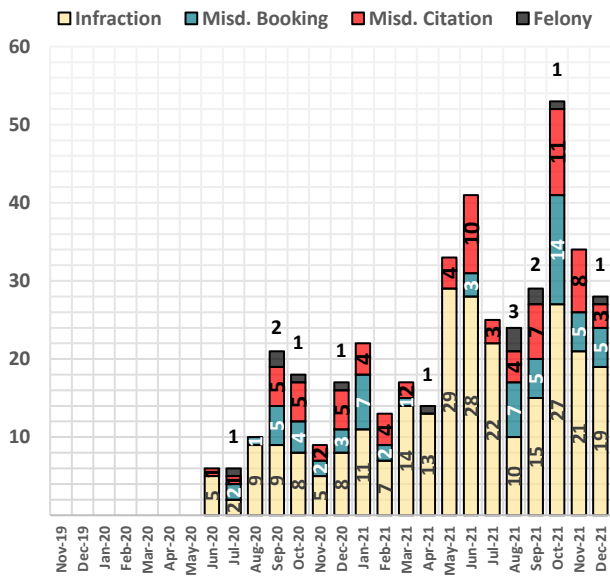
SANTA CLARA ELECTRONIC THEFT



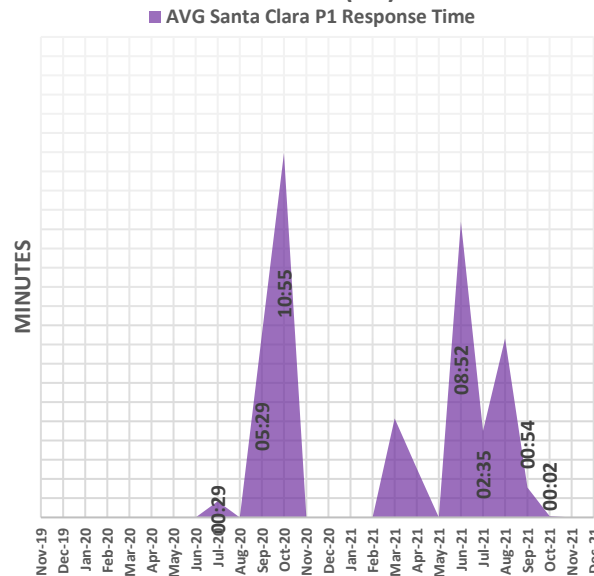
SCC OFFICER-INITIATED INCIDENTS



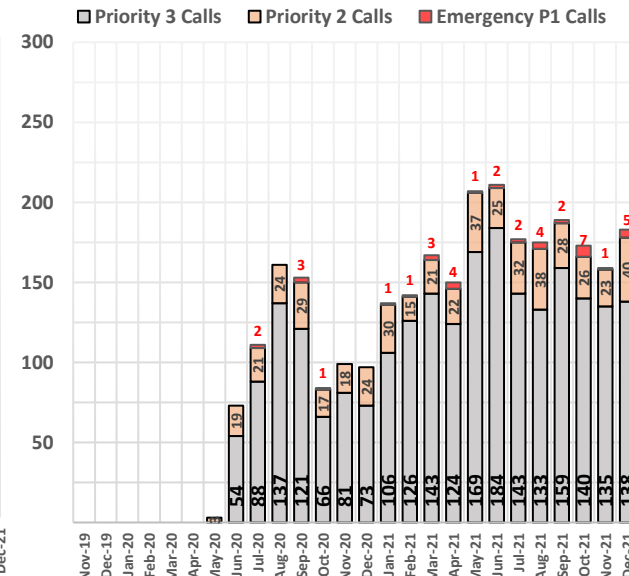
SCC ARRESTS & CITATIONS



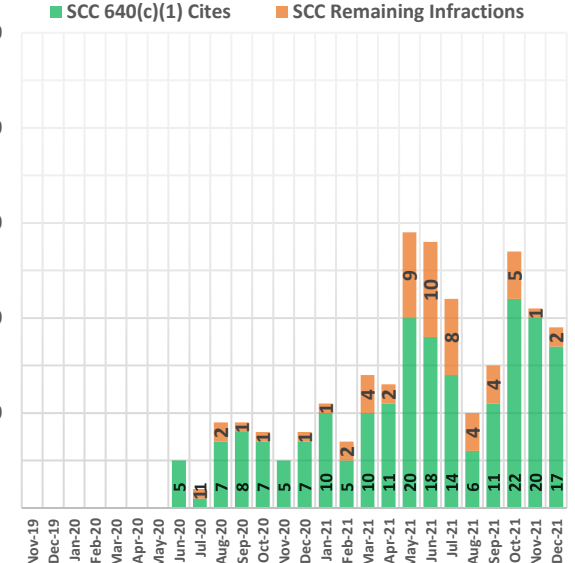
RESPONSE TIME (P1) AVG



SCC PRIORITY 1 - 3 CALLS



SCC FARE EVASION



Preface: The data is retrieved from the BART Police Database and remains unaudited until corrections. Numbers may differ from the reported data in the Uniform Crime Reporting (UCR) program.

Late reporting, the reclassification or unbounding of crimes, can affect crime statistics. Overtime costs are projected numbers. Information provided on the reports are subject to change.

Internal Affairs Division Acronyms

Admin: Administrative

OIPA Investigation: Office of the Independent Police Auditor is conducting the investigation

S.R.: Supervisor Referral

Tolled: Internal Affairs Investigation is on hold (paused)

Allegation Types

Arrest or Detention

BBP: Bias Based Policing

CUBO: Conduct Unbecoming an Officer

Courtesy

Force

POD: Performance of Duty

Policy Complaint

Policy/Procedure

Racial Animus

Reporting Misconduct

Search or Seizure

Service Review

Supervision

Truthfulness

Workplace Discrimination/Harassment

BART Police Department - Office of Internal Affairs
Investigation Log

IA#:	DATE OCC'D	DATE REC'D	ALLEGATION	MISC	INVESTIGATOR	STATUS	5 Month Date	Due Date
IA2018-001	1/3/2018	1/3/2018	Force (OIS)		Lt. Salas	Tolled	6/4/2018	
IA2018-060	7/22/2018	7/23/2018	Service Review		Lt. Salas	Tolled	12/23/2018	
IA2020-017	2/15/2020	2/15/2020	Force		Sgt. Spears	Tolled	7/16/2020	2/15/2021
IA2020-057	8/12/2020	8/27/2020	CUBO	Retained By OIPA #20-22	OIPA	OIPA Investigation	1/26/2021	8/27/2021
IA2021-005	1/20/2021	1/22/2021	POD, CUBO, BBP		Sgt. Turner	In Progress	6/6/2021	1/22/2022
IA2021-006	1/20/2021	1/20/2021	Force, CUBO, BBP		Sgt. Turner	In Progress	6/21/2021	1/20/2022
IA2021-008	1/8/2021	1/11/2021	Unk	Admin Closure	Sgt. Turner	In Progress	6/12/2021	1/11/2022
IA2021-009	1/13/2021	2/4/2021	Force		Sgt. Spears	In Progress	7/6/2021	2/4/2022
IA2021-010	2/14/2021	2/16/2021	Force		Sgt. Spears	In Progress	7/16/2021	2/16/2022
IA2021-011	2/14/2021	2/14/2021	POD	Admin Closure	Sgt. Turner	In Progress	7/16/2021	2/14/2022
IA2021-012	2/17/2021	2/17/2021	Force, CUBO, BBP		Sgt. Spears	In Progress	7/19/2021	2/17/2022
IA2021-013	2/16/2021	2/16/2021	Force		Sgt. Turner	In Progress	7/18/2021	2/16/2022
IA2021-014	2/25/2021	3/1/2021	Force		Sgt. Spears	In Progress	7/31/2021	3/1/2022
IA2021-015	3/1/2021	3/1/2021	BBP		Sgt. Spears	In Progress	8/1/2021	3/1/2022

IA2021-017	3/14/2021	3/14/2021	Force		Sgt. Spears	In Progress	3/16/2021	3/14/2022
IA2021-018	3/16/2021	3/16/2021	Force	Possible Clear by video	Sgt. Turner	In Progress	8/15/2021	3/16/2022
IA2021-020	3/30/2021	4/1/2021	Force		Sgt. Spears	In Progress	8/29/2021	4/1/2022
IA2021-021	4/1/2021	4/1/2021	Force		Sgt. Turner	In Progress	8/31/2021	4/1/2022
IA2021-022	4/2/2021	4/2/2021	POD		Sgt. Turner	In Progress	9/1/2021	4/2/2022
IA2021-024	4/3/2021	4/3/2021	Bias Based Policing		Sgt. Spears	In Progress	9/2/2021	4/3/2022
IA2021-026	4/6/2021	4/8/2021	BBP, POD		Sgt. Turner	In Progress	9/7/2021	4/8/2022
IA2021-028	4/13/2021	4/13/2021	CUBO	Possible Admin Closure	Sgt. Spears	In Progress	9/12/2021	4/13/2022
IA2021-029	4/15/2021	4/15/2021	POD	Possible Admin Closure	Sgt. Turner	In Progress	9/14/2021	4/15/2022
IA2021-030	4/14/2021	4/16/2021	Arrest/Detention, POD, CUBO, BBP	Retained By OIPA #21-06	OIPA	OIPA Investigation	9/15/2021	4/16/2022
IA2021-031	4/17/2021	4/19/2021	Arrest/Detention, BBP, CUBO	Retained By OIPA #21-07	OIPA	OIPA Investigation	9/18/2021	4/19/2022
IA2021-032	4/19/2021	4/19/2021	POD		Lt. Salas	In Progress	9/18/2021	4/19/2022
IA2021-033					Lt. Salas	In Progress	9/20/2021	12/31/1900

IA2021-034		4/22/2021	CUBO		Sgt. Turner	In Progress	9/21/2021	4/22/2022
IA2021-035	4/29/2021	5/6/2021	Force, CUBO		Sgt. Spears	In Progress	10/5/2021	5/6/2022
IA2021-036	6/4/2021	6/4/2021	POD		Sgt. Turner	In Progress	11/3/2021	6/4/2022
IA2021-037	1/24/2021	5/11/2021	POD	Admin Closure	Lt. Salas	In Progress	10/10/2021	5/11/2022
IA2021-038	4/4/2021	5/13/2021	Arrest/Detention, CUBO		Sgt. Spears	In Progress	10/17/2021	5/13/2022
IA2021-040	6/11/2021	6/11/2021	Force, CUBO		Sgt. Turner	In Progress	11/10/2021	6/11/2022
IA2021-042	5/23/2021	5/23/2021	BBP, CUBO		Sgt. Spears	In Progress	10/22/2021	5/23/2022
IA2021-043	5/23/2021	5/26/2021	Force, Arrest/Detention	Retained by OIPA #21-10	OIPA	OIPA Investigation	10/25/2021	5/26/2022
IA2021-044	5/28/2021	5/28/2021	Bias Based Policing		Sgt. Spears	Tolled	10/27/2021	5/28/2022
IA2021-045	6/12/2021	6/12/2021	CUBO		Sgt. Turner	In Progress	11/11/2021	6/12/2022
IA2021-046	6/19/2021	6/22/2021	Force, BBP	Retained by OIPA #21-15	OIPA	OIPA Investigation	11/21/2021	6/22/2022
IA2021-047	6/16/2021	6/22/2021	CUBO, Policy/Procedure		Sgt. Spears	In Progress	11/21/2021	6/22/2022
IA2021-048	2/1/2021	7/1/2021	Arrest/Detention Force/POD(Sup)		Sgt. Turner	In Progress	11/30/2021	7/1/2022
IA2021-049	5/19/2021	7/5/2021	Force		Sgt. Spears	In Progress	12/4/2021	7/5/2022

IA2021-050	7/4/2021	7/5/2021	Policy/Procedure, BBP, Arrest/Detention		Sgt. Spears	In Progress	12/4/2021	7/5/2022
IA2021-053	7/16/2021	7/16/2021	Force		Sgt. Turner	In Progress	12/15/2021	7/16/2022
IA2021-054	7/19/2021	7/19/2021	POD		Sgt. Turner	In Progress	12/18/2021	7/19/2022
IA2021-055	7/21/2021	7/21/2021	CUBO		Sgt. Turner	In Progress	12/20/2021	7/21/2022
IA2021-056	7/18/2021	7/27/2021	Force/ Arrest & Detention		Sgt. Spears	In Progress	12/26/2021	7/27/2022
IA2021-057	7/28/2021	7/28/2021	Bias Based Policing		Sgt. Spears	In Progress	12/27/2021	7/28/2022
IA2021-058	7/16/2021	8/2/2021	Force, BBP, POD, CUBO		Sgt. Turner	Tolled	1/1/2022	8/2/2022
IA2021-059	8/16/2021	8/16/2021	Force		Sgt. Turner	In Progress	1/15/2022	8/16/2022
IA2021-060	8/14/2021	8/14/2021	Force, CUBO		Sgt. Turner	In Progress	1/13/2022	8/14/2022
IA2021-061	8/19/2021	8/19/2021	CUBO		Sgt. Spears	In Progress	1/18/2022	8/19/2022
IA2021-062	4/6/2021	9/2/2021	Force, POD		Sgt. Turner	In Progress	2/1/2022	9/2/2022
IA2021-063	9/16/2021	9/16/2021	Force		Sgt. Turner	In Progress	2/15/2022	9/16/2022
IA2021-064	9/16/2021	9/20/2021	Force		Sgt. Turner	In Progress	2/19/2022	9/20/2022
IA2021-065	9/15/2021	9/20/2021	Force		Sgt. Spears	In Progress	2/19/2022	9/20/2022

IA2021-066	9/22/2021	9/22/2021	Bias-Based Policing	clear by video request sent to oipa on 11/1/21	Sgt. Spears	Pending Approval	2/21/2022	9/22/2022
IA2021-067	9/22/2021	9/22/2021	Bias-Based Policing		Sgt. Turner	In Progress	2/21/2022	9/22/2022
IA2021-068	9/12/2021	9/14/2021	CUBO		Sgt. Spears	In Progress	3/1/2022	9/14/2022
IA2021-069	9/23/2021	9/27/2021	Bias-Based Policing		Sgt. Spears	In Progress	3/1/2022	9/27/2022
IA2021-070	9/24/2021	9/24/2021	Force		Sgt. Turner	In Progress	2/23/2021	9/24/2022
IA2021-071	2/11/2019	9/28/2021	Force, BBP, Supervision, CUBO, Policy/Procedure	Retained by OIPA #21-18	OIPA	OIPA Investigation	2/27/2022	9/28/2022
IA2021-072	10/3/2021	10/4/2021	CUBO	SR	Sgt. Spears	In Progress	3/5/2022	10/4/2022
IA2021-073	3/29/2021	10/4/2021	Force		Sgt. Spears	In Progress	3/5/2022	10/4/2022
IA2021-074	9/25/2021	10/1/2021	Force, Arrest/Detention, Policy/Procedure	Retained by OIPA #21-19	OIPA	OIPA Investigation	3/2/2022	10/1/2022
IA2021-076	10/13/2021	10/13/2021	Force		Sgt. Turner	In Progress	3/14/2022	10/13/2022
IA2021-077	10/8/2021	10/12/2021	Bias Based Policing		Sgt. Turner	In Progress	3/13/2021	10/12/2022
IA2021-078	10/15/2021	10/15/2021	BBP, CUBO		Sgt. Turner	In Progress	3/16/2021	10/15/2022

IA2021-079	10/11/2021	10/13/2021	Arrest/Detention		Sgt. Spears	In Progress	3/22/2022	10/13/2022
IA2021-080	10/14/2021	10/20/2021	CUBO		Sgt. Spears	In Progress	3/22/2022	10/20/2022
IA2021-081	12/31/2019	10/13/2021	Force		Sgt. Turner	Tolled	3/14/2022	10/13/2022
IA2021-082	10/20/2021	10/20/2021	TBD	Inquiry	Sgt. Spears	In Progress	3/22/2021	10/20/2022
IA2021-083	10/15/2021	10/15/2021	Force		Sgt. Spears	In Progress	3/16/2021	10/15/2022
IA2021-084	10/21/2021	10/21/2021	POD		Sgt. Turner	In Progress	3/22/2022	10/21/2022
IA2021-085	10/26/2021	10/26/2021	Force, BBP Arrest/Detention		Sgt. Spears	In Progress	3/27/2022	10/26/2022
IA2021-086	10/27/2021	11/1/2021	Force	Retained by OIPA #21-24	OIPA	OIPA Investigation	4/2/2022	11/1/2022
IA2021-087		11/1/2021	POD, Truthfulness, Policy/Procedure, CUBO		Sgt. Turner	In Progress	4/2/2022	11/1/2022
IA2021-088	10/31/2021	10/31/2021	Force		Sgt. Spears	In Progress	4/1/2022	10/31/2022
IA2021-089	11/1/2021	11/1/2021	Force		Sgt. Spears	In Progress	4/2/2022	11/1/2022
IA2021-090	11/4/2021	11/8/2021	Force		Sgt. Spears	In Progress	4/9/2022	11/8/2022
IA2021-091	11/10/2021	11/12/2021	POD	OIPA Intake #21-24	Sgt. Turner	In Progress	4/13/2022	11/12/2022
IA2021-092	11/12/2021	11/16/2021	Force, Arrest/Detention		Sgt. Spears	In Progress	4/17/2022	11/16/2022

IA2021-093	11/2/2021	11/10/2021	Arrest/Detention		Sgt. Spears	In Progress	4/30/2022	11/10/2022
IA2021-094	11/19/2021	11/24/2021	Courtesy		Sgt. Spears	In Progress	4/30/2022	11/24/2022
IA2021-095	6/29/2016	10/25/2021	POD		Sgt. Spears	In Progress	3/26/2022	10/25/2022
IA2021-096	12/5/2021	12/8/2021	Force		Sgt. Turner	In Progress	5/9/2022	12/8/2022
IA2021-097	12/3/2021	12/17/2021	POD, Policy/Procedure (Report Writing), Axon Camera		Sgt. Spears	In Progress	5/23/2022	12/17/2022
IA2021-098	12/23/2021	12/23/2021	Courtesy		Sgt. Spears	In Progress	5/24/2022	12/23/2022
IA2021-099	11/24/2021	11/26/2021	CUBO		Sgt. Spears	In Progress	5/28/2022	11/26/2022
IA2021-101	12/31/2021	12/31/2021	Courtesy		Sgt. Spears	In Progress	6/1/2022	12/31/2022

BART Watch - 2021

	Jan	Feb	Mar	Apr	May	Jun	Jul	Aug	Sep	Oct	Nov	Dec	YTD
Crime in Progress	7	14	11	14	15	7	20	14	27	26	29	20	204
Disruptive Behavior	163	183	213	183	195	172	212	206	256	248	257	288	2,576
Drug Use	61	62	85	99	98	101	79	97	89	142	116	161	1,190
Human Trafficking	0	1	1	1	1	0	0	0	1	0	0	1	6
Illegally Parked Vehicle	1	1	1	1	1	3	1	4	5	3	2	1	24
Aggressive Panhandling	4	9	4	13	6	1	11	6	7	7	12	6	86
Report a Crime Tip	5	9	6	13	10	7	9	9	15	18	10	10	121
Robbery/Theft	4	4	5	4	1	6	3	5	10	8	6	3	59
Sexual Assault/Lewd Behavior	5	2	3	3	3	1	2	3	8	3	3	11	47
Suspicious Activity	26	30	28	16	32	28	35	35	32	29	25	44	360
Unattended Bag or Package	4	4	5	9	2	11	7	13	17	14	12	12	110
Unsecure Door	2	2	1	1	2	6	2	4	6	3	4	4	37
Vandalism	9	12	12	24	19	15	19	21	26	29	34	25	245
Welfare Check	28	35	46	38	49	53	52	57	59	57	49	66	589
Unwanted Sex Harassment	0	0	0	3	2	3	5	1	3	0	3	2	22
Total	319	368	421	422	436	414	457	475	561	587	562	654	5,676
Text-a-Tip	1,031	913	965	976	1,125	883	1,296	1,137	1,491	1,520	1,530	1,638	14,505

Total Downloads:

96,706