

# BART Police Internal Affairs

# 2013

---

This report contains statistical data compiled by the BART Police Office of Internal Affairs, addressing the number and nature of misconduct allegations resulting from Citizen Complaints and Administrative Investigations. Additionally, the report enumerates use of force statistics.

Annual Report

## Internal Affairs Overview

The BART Police Office of Internal Affairs received 132 issues of concern from citizens with regards to police conduct during 2013.

- Of the 132 issues, 98 were reported and investigated as Formal Complaints.
- The remaining 34 issues were reported as Informal Complaints and were addressed through Supervisory Referrals.

There were eight (8) Administrative Investigations initiated by the Office of Internal Affairs.

Total Incidents:

Incident Type	Count	Percent of Total
Formal Complaints	98	70%
Informal Complaints	34	24%
Administrative Investigations	8	6%
TOTAL	140	

The 98 Formal Complaints contained allegations against 78 officers. Of these officers, 22 were named in more than one complaint.

Complaints received by individual officers:

Complaints per Officer	Number of Officers
1 Complaint	56 officers
2 Complaints	16 officers
3 Complaints	6 officers

## BART Police Office of Internal Affairs, 2013 Annual Report

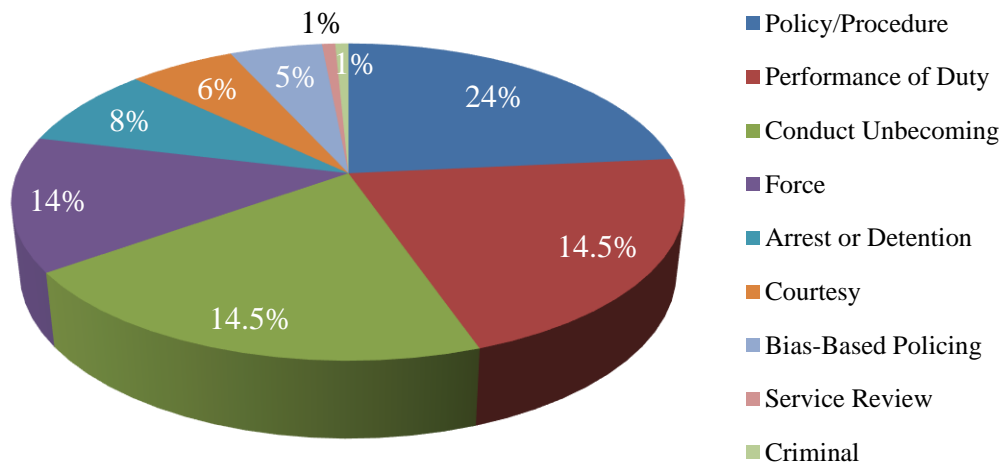
### Allegations Made by Citizens:

Each incident is categorized by a primary allegation which is considered to be the most serious and/or significant allegation made against the officer. Sustained allegations are considered to be the primary allegation over non-sustained allegations.

The following data quantifies the primary allegations from citizens in 2013:

Allegation Classification *Listed in Descending Order by Count	Number of Incidents
Policy/Procedure	31
Performance of Duty	28
Conduct Unbecoming	27
Force	18
Arrest or Detention	11
Courtesy	8
Bias-Based Policing	7
Service Review	1
Criminal	1
<b>Total Incidents</b>	<b>132</b>

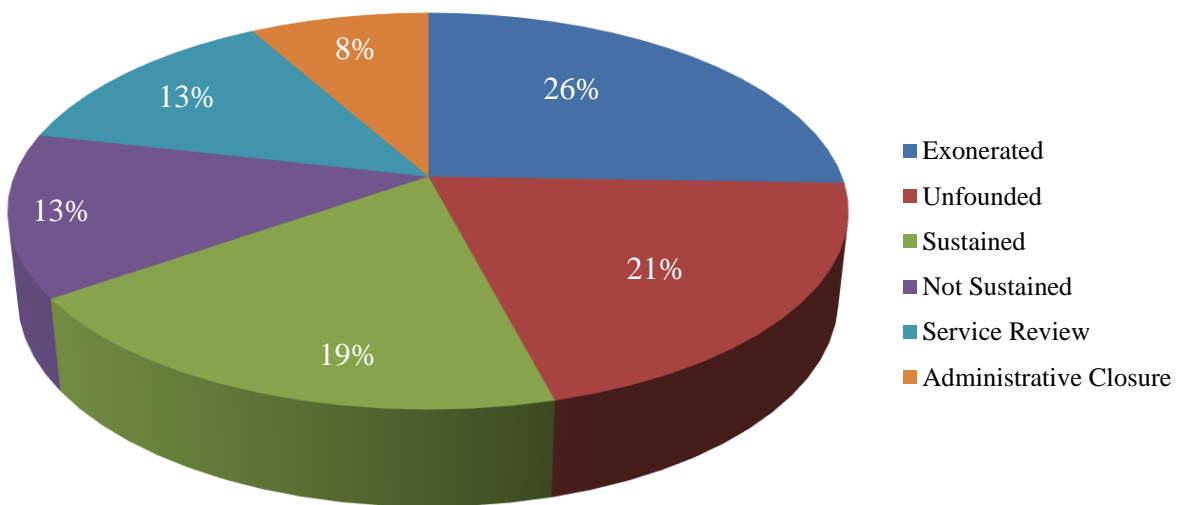
### **Formal and Informal Citizen Complaints: Primary Allegations**



Dispositions of Formal Complaint Primary Allegations:

Allegation Classification	Sustained	Not Sustained	Exonerated	Unfounded	Service Review	Administrative Closure
Arrest/Detention	0	0	8	0	0	2
Bias-Based Policing	0	2	0	5	0	0
Conduct Unbecoming	3	5	0	6	0	3
Courtesy	1	1	0	1	0	1
Criminal	0	1	0	0	0	0
Force	0	2	11	4	0	1
Performance of Duty	3	1	3	4	5	0
Policy/Procedure	12	1	3	0	8	1
Totals	19	13	25	20	13	8

**Dispositions of Formal Citizen Complaints:  
Primary Allegations**



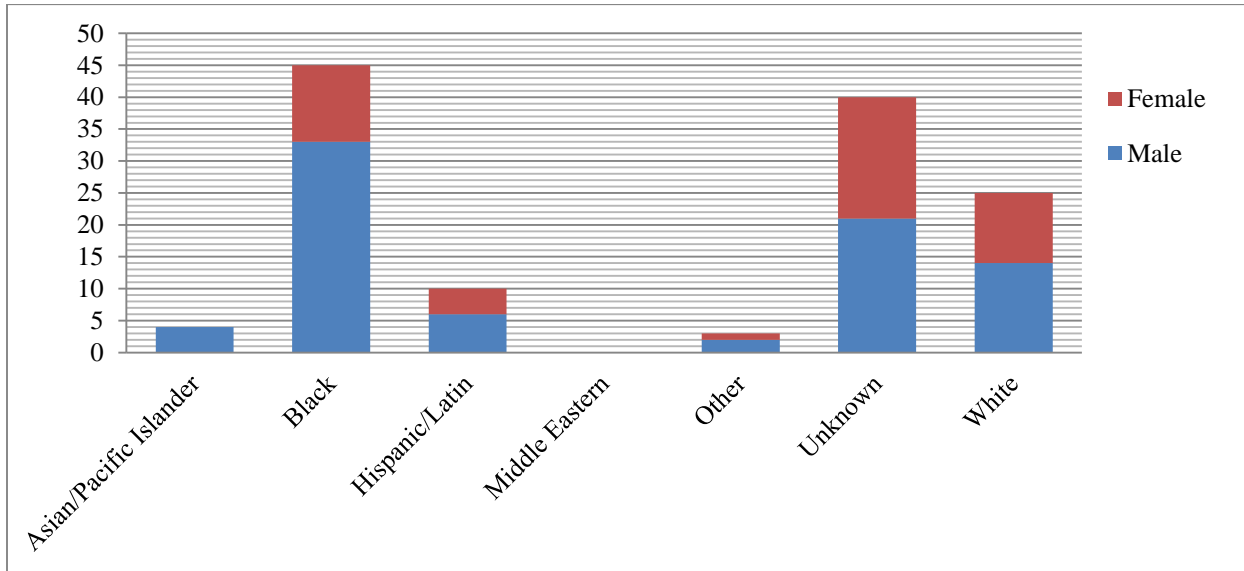
## BART Police Office of Internal Affairs, 2013 Annual Report

---

### Dispositions of Inclusive Allegations from Citizen Complaints:

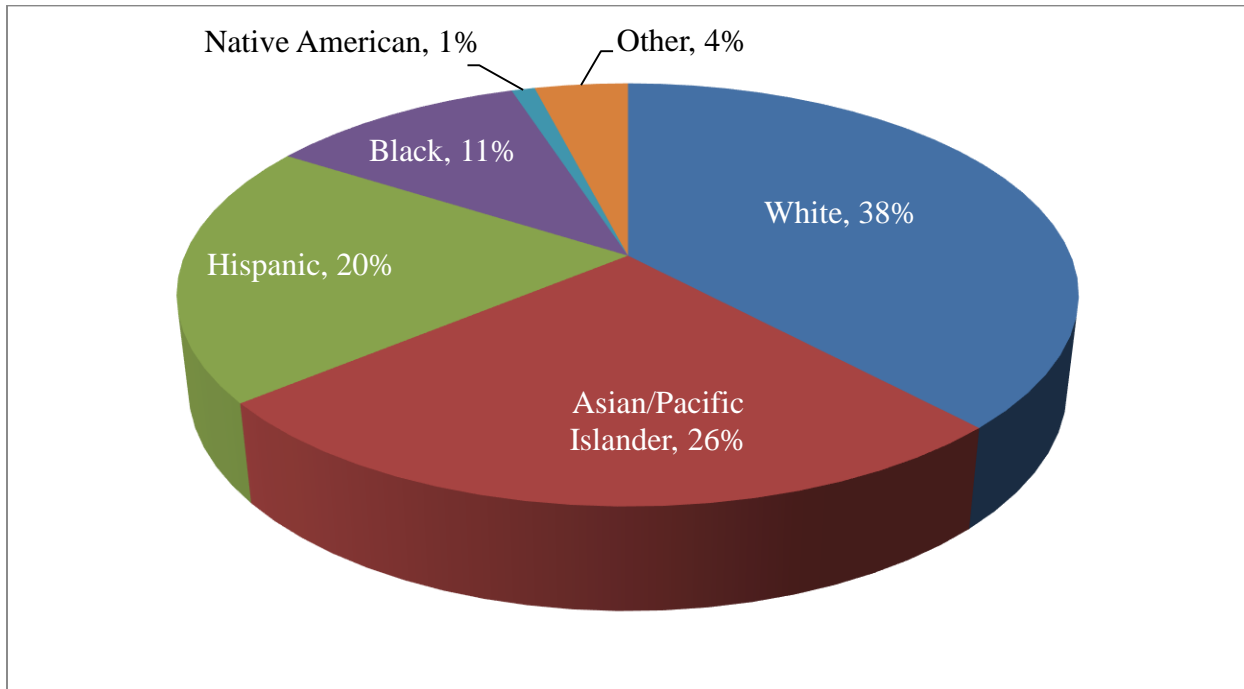
Allegation Classifications	Finding	Count
<b>Arrest or Detention</b>	Exonerated	24
	Unfounded	1
	Administrative Closure	1
	Supervisor Referral	1
	Total	27
<b>Bias-Based Policing</b>	Unfounded	12
	Not Sustained	2
	Total	14
<b>Conduct Unbecoming</b>	Exonerated	2
	Unfounded	21
	Not Sustained	10
	Sustained	3
	Supervisor Referral	7
	Total	43
<b>Courtesy</b>	Exonerated	1
	Unfounded	12
	Not Sustained	4
	Sustained	4
	Supervisor Referral	8
	Total	29
<b>Criminal</b>	Not Sustained	1
	Total	1
<b>Force</b>	Exonerated	17
	Unfounded	5
	Not Sustained	2
	Administrative Closure	1
	Total	25
<b>Neglect/Performance of Duty</b>	Exonerated	4
	Unfounded	7
	Sustained	2
	Not Sustained	1
	Service Review	3
	Supervisor Referral	14
	Total	31
<b>Policy/Procedure</b>	Exonerated	6
	Unfounded	4
	Not Sustained	1
	Sustained	13
	Supervisor Referral	6
	Total	30
<b>Search/Seizure</b>	Exonerated	2
	Administrative Closure	1
	Total	2
<b>Truthfulness</b>	Not-Sustained	1
	Total	1

Citizen Demographics for Formal and Informal Complaints:



\*The above chart includes both complainants and witnesses involved in complaints.

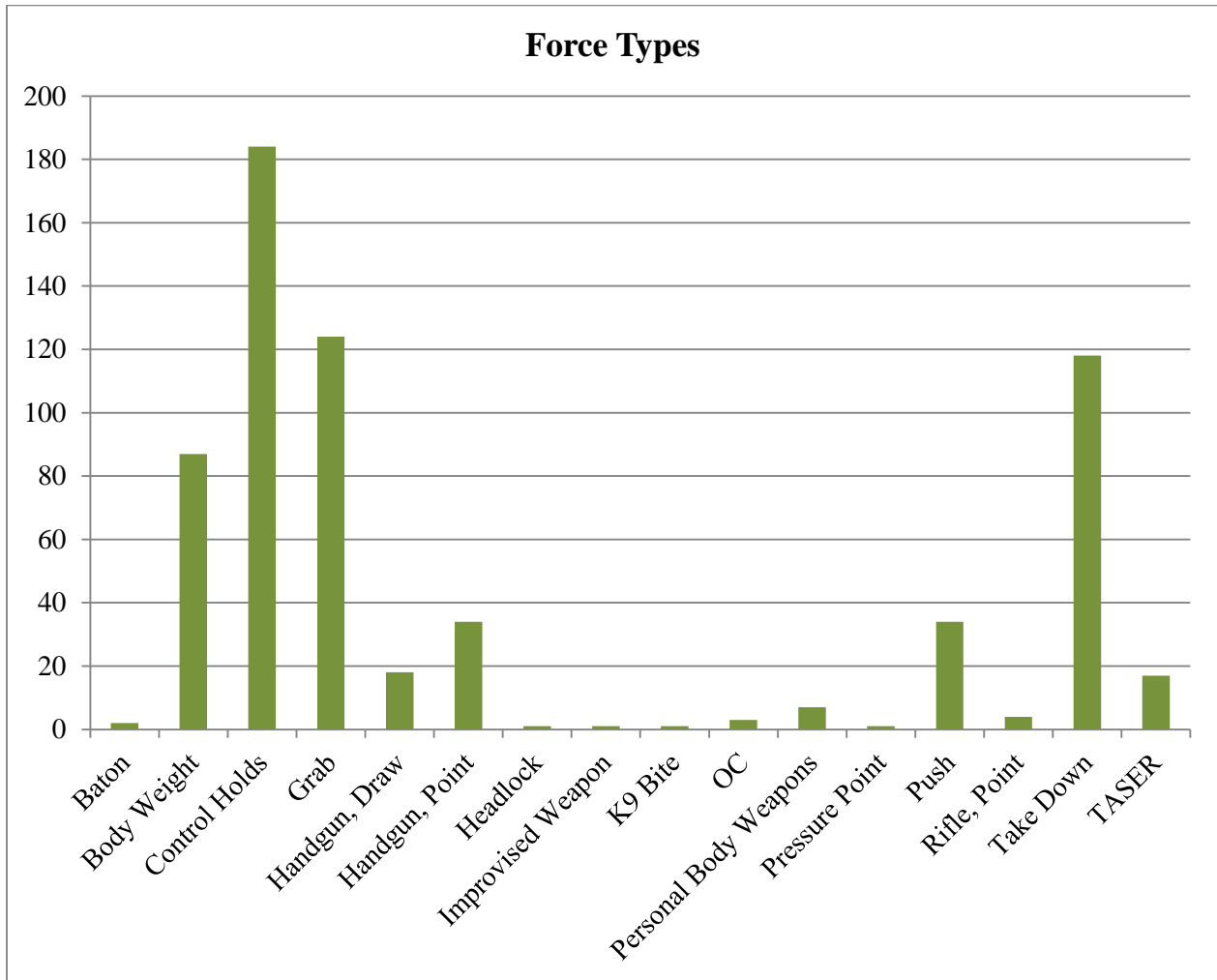
Demographics of BART Ridership:



\*Data taken from 2012 BART Customer Satisfaction Study

Use of Force

Types of Force Used:



\*There were 242 incidents where force was used; however, some incidents involved the use of multiple force types.