

BART POLICE DEPARTMENT



December 2020

MONTHLY REPORT



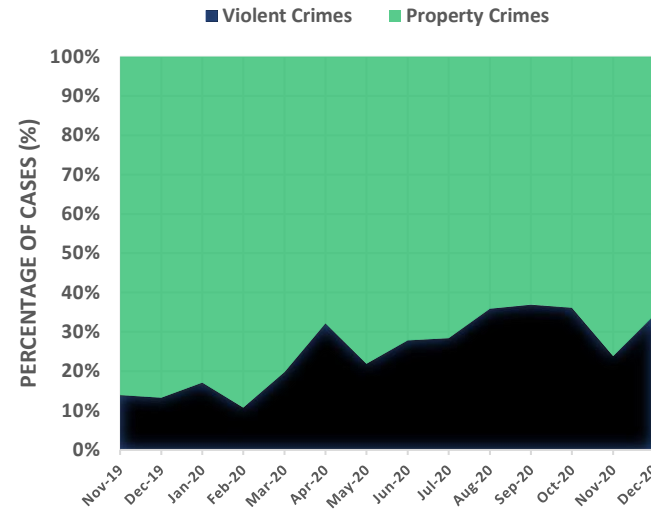
Bay Area Rapid Transit Police Department

101 8th St, Oakland, CA, 94607 (510) 464-7000 www.bart.gov/police

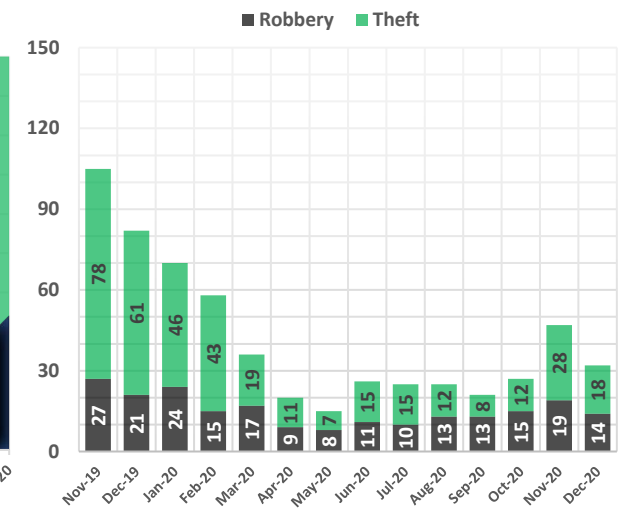
December 2020 Performance Measurement Review - **Systemwide**

PART 1 UCR Crime	2014	2015	2016	2017	2018	2019	YTD 2019	YTD 2020	PCT %
Homicide	0	1	1	0	3	2	2	0	-100%
Rape	2	3	4	8	3	7	7	5	-29%
Robbery	153	161	232	290	345	378	378	252	-33%
Aggravated Assault	71	73	93	125	130	112	112	95	-15%
Violent Crime Subtotal	226	238	330	423	481	499	499	352	-29%
Burglary (Structural)	7	4	12	15	18	16	16	12	-25%
Larceny & Auto Burglary	2,597	2,325	2,217	2,593	2,565	3,177	3,177	1,038	-67%
Auto Theft	522	480	480	420	348	247	247	100	-60%
Arson	0	0	1	4	4	4	4	4	0%
Property Crime Subtotal	3,126	2,809	2,710	3,032	2,935	3,444	3,444	1,154	-66%
TOTAL	3,352	3,047	3,040	3,455	3,416	3,943	3,943	1,506	-62%

PART 1 CRIME OVERALL



ELECTRONIC THEFT

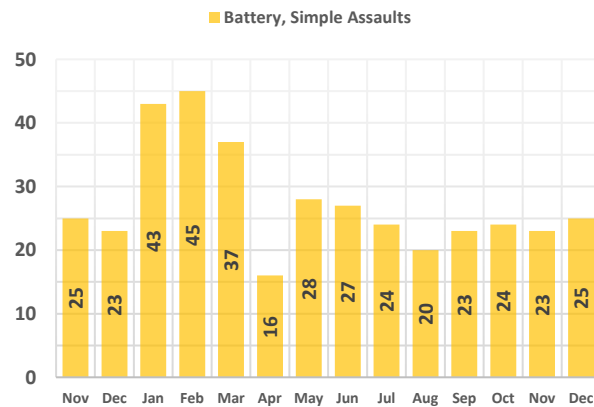


Part 1 Crimes: Top Five Stations

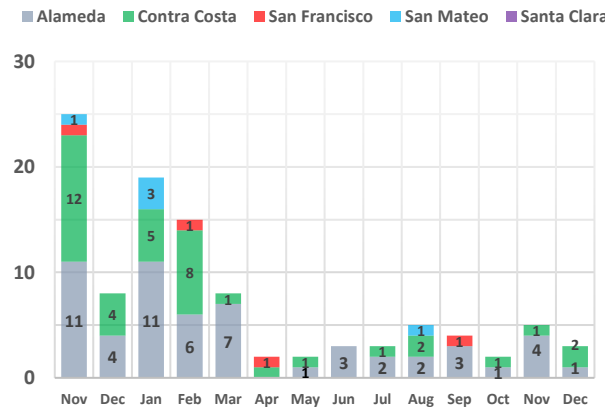
December 2020
Full Year 2019

M40/CCS M50/SSS M60/TFS A30/COS A20/FVS
A30/COS A60/HAS M10/OWS A20/FVS A40/SLS

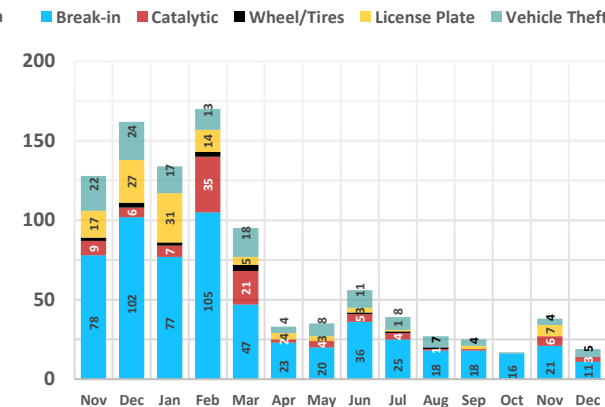
BATTERY & ASSAULT ON BART



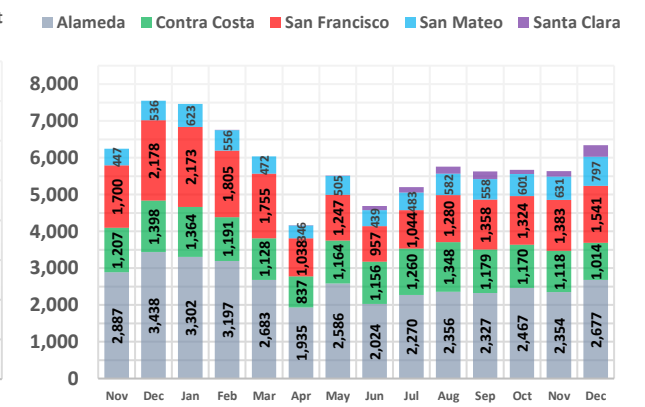
BICYCLE THEFT



VEHICLE CRIME



CALLS TO DISPATCH



Preface: The data is retrieved from the BART Police Database and remains unaudited until corrections. Numbers may differ from the reported data in the Uniform Crime Reporting (UCR) program.

Late reporting, the reclassification or unbounding of crimes, can affect crime statistics. Overtime costs are projected numbers. Information in the on the Performance Measurements are subject to change.

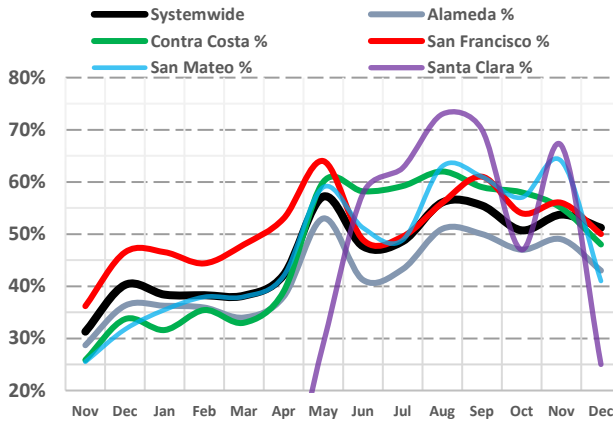


Bay Area Rapid Transit Police Department

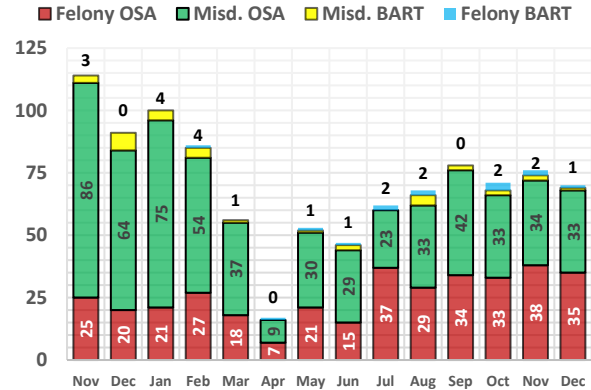
101 8th St, Oakland, CA, 94607 (510) 464-7000 www.bart.gov/police

December 2020 Performance Measurement Review - Systemwide

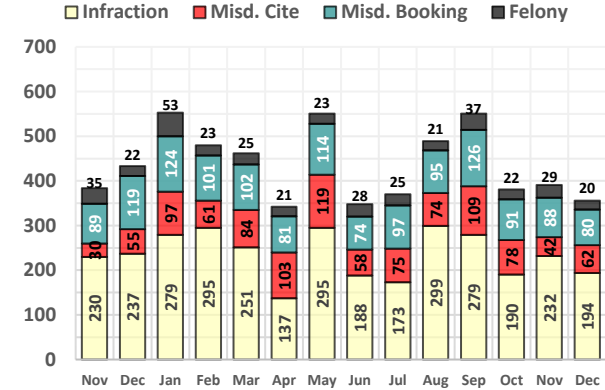
OFFICER-INITIATED INCIDENTS



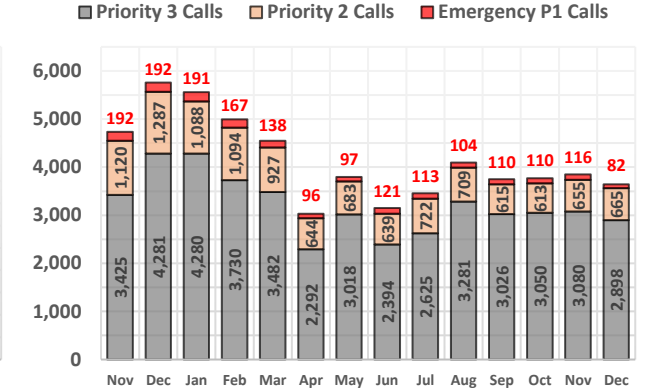
WARRANT ARRESTS



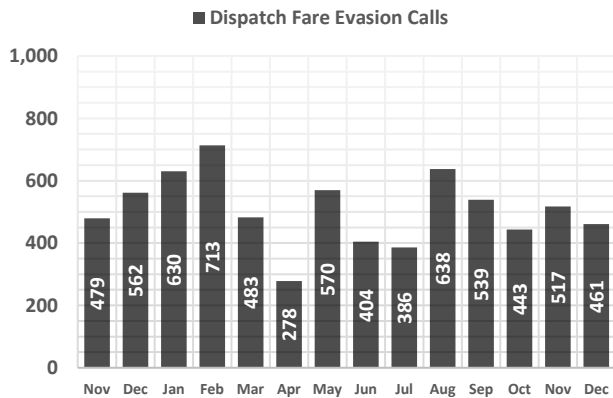
ALL BOOKINGS & ARRESTS



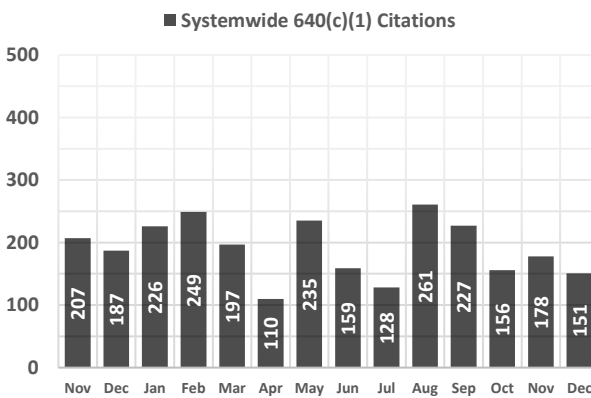
PRIORITY TYPE 1 - 3 CALLS



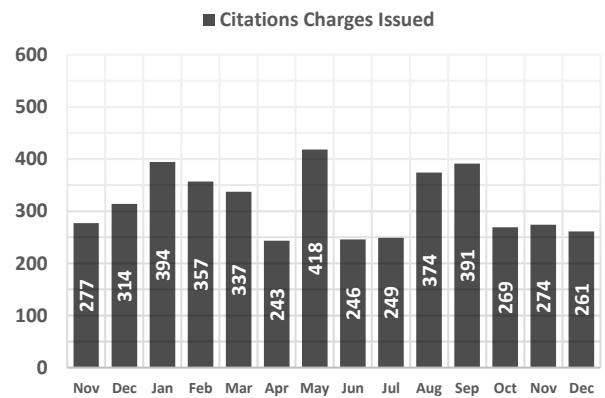
FARE EVASION CAD CALLS



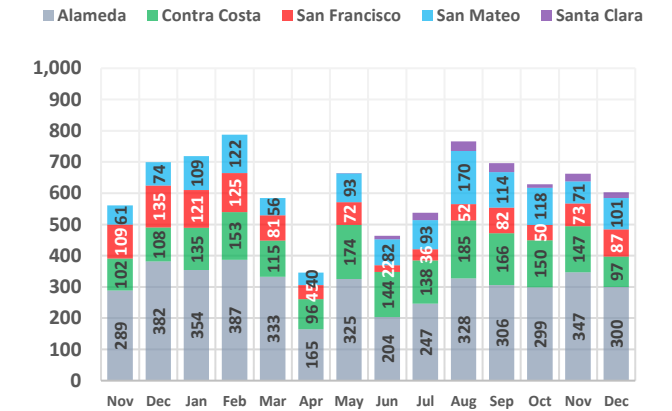
FARE EVASION CITATIONS



ALL CITATIONS



FIELD INTERVIEWS



Preface: The data is retrieved from the BART Police Database and remains unaudited until corrections. Numbers may differ from the reported data in the Uniform Crime Reporting (UCR) program.

Late reporting, the reclassification or unbounding of crimes, can affect crime statistics. Overtime costs are projected numbers. Information in the on the Performance Measurements are subject to change.

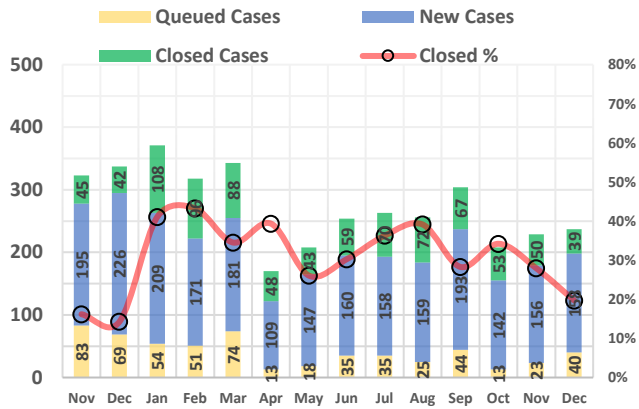


Bay Area Rapid Transit Police Department

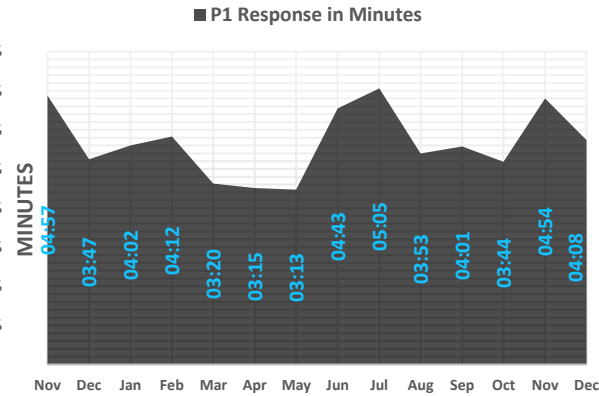
101 8th St, Oakland, CA, 94607 (510) 464-7000 www.bart.gov/police

December 2020 Performance Measurement Review - Systemwide

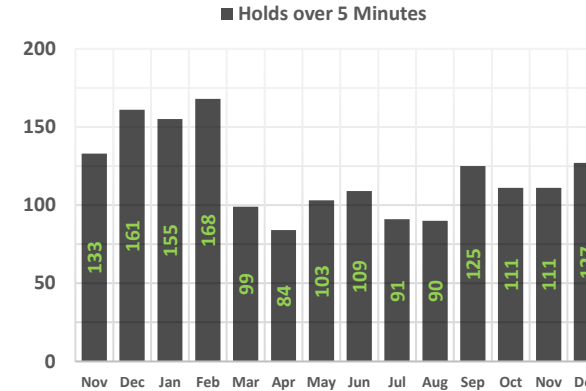
INVESTIGATIONS CASELOAD %



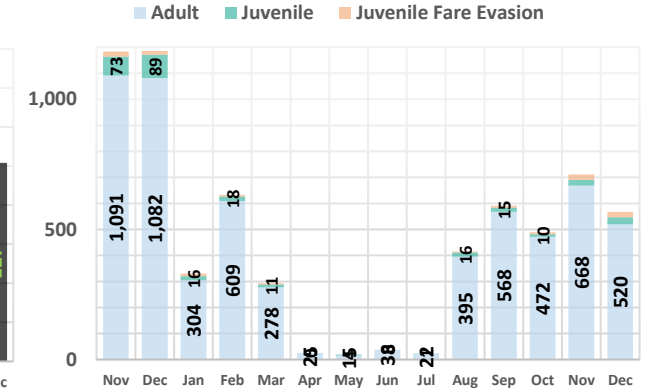
SYSTEM RESPONSE TIME (P1) AVG



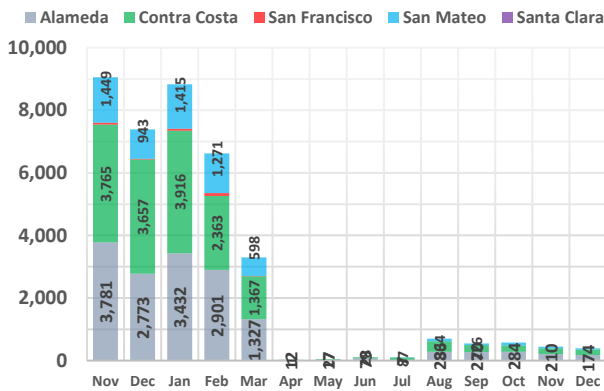
POLICE TRAIN HOLDS



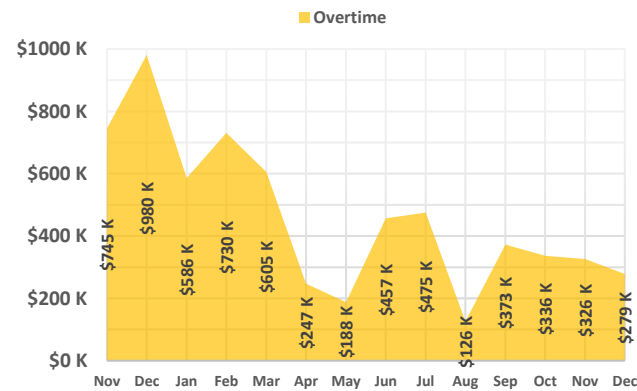
PROOF OF PAYMENT CITATIONS



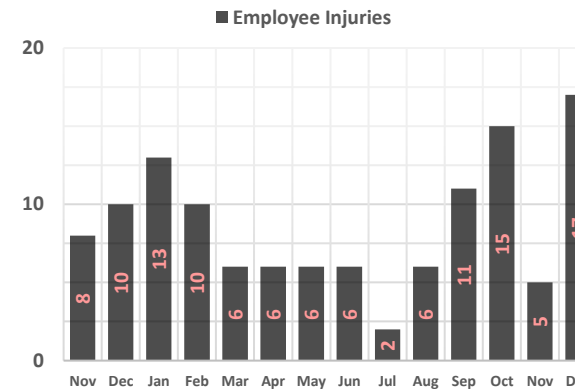
PARKING CITATIONS



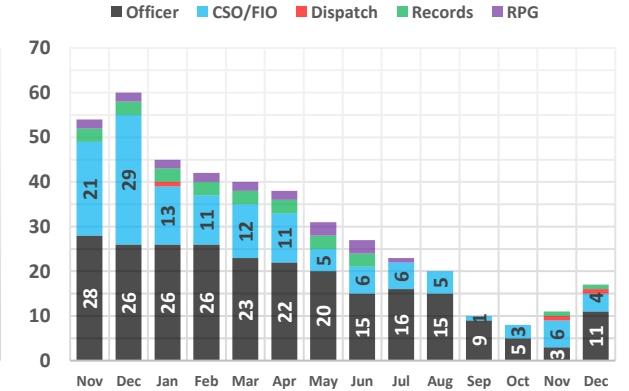
OVERTIME UTILIZATION (IN THOUSANDS)



EMPLOYEE INJURIES



VACANCIES



Preface: The data is retrieved from the BART Police Database and remains unaudited until corrections. Numbers may differ from the reported data in the Uniform Crime Reporting (UCR) program.

Late reporting, the reclassification or unbounding of crimes, can affect crime statistics. Overtime costs are projected numbers. Information in the on the Performance Measurements are subject to change.

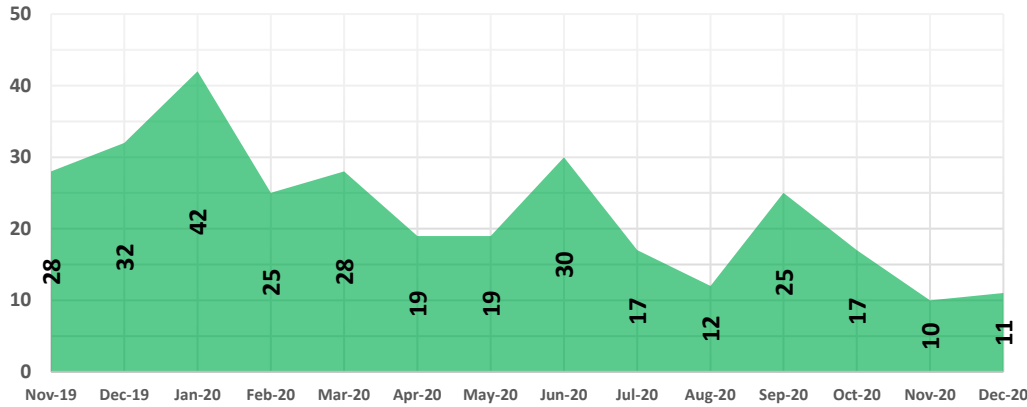


Bay Area Rapid Transit Police Department

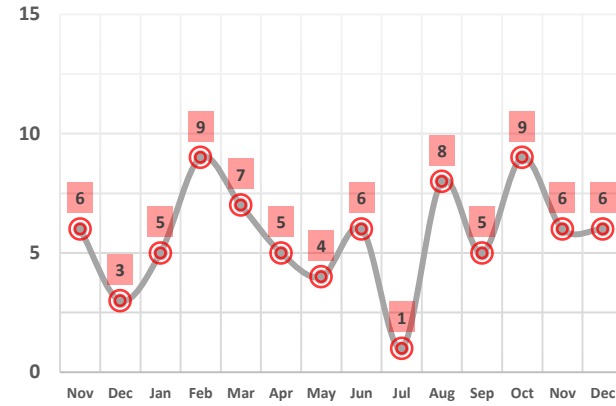
101 8th St, Oakland, CA, 94607 (510) 464-7000 www.bart.gov/police

December 2020 Performance Measurement Review - Systemwide

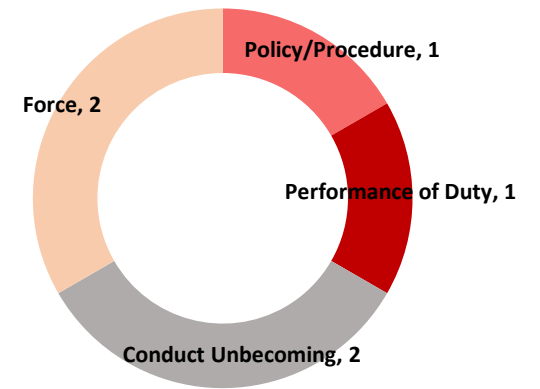
AB716 - PROHIBITION ORDERS



INTERNAL AFFAIRS COMPLAINTS

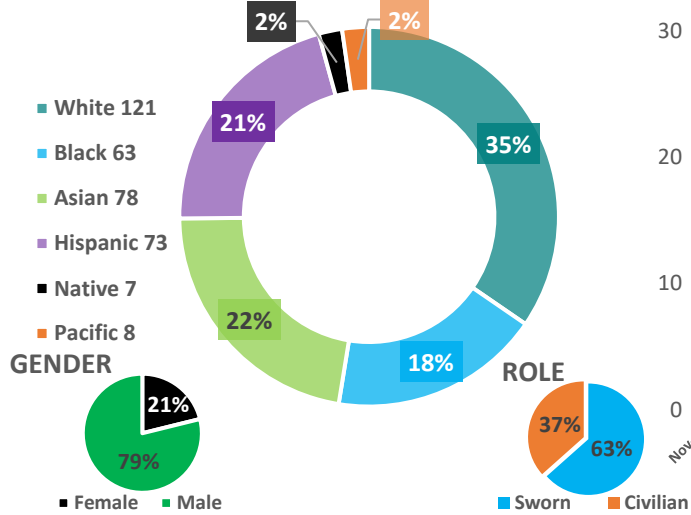


IA COMPLAINTS RECEIVED¹

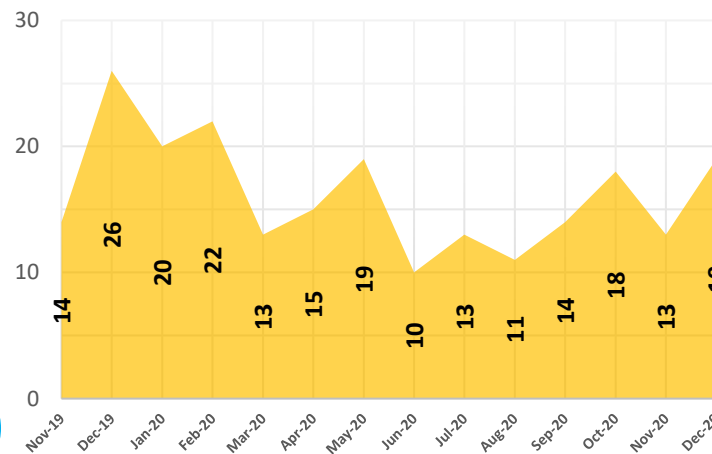


1: Each incident could contain more than one allegation. This chart reflects the most significant allegation per

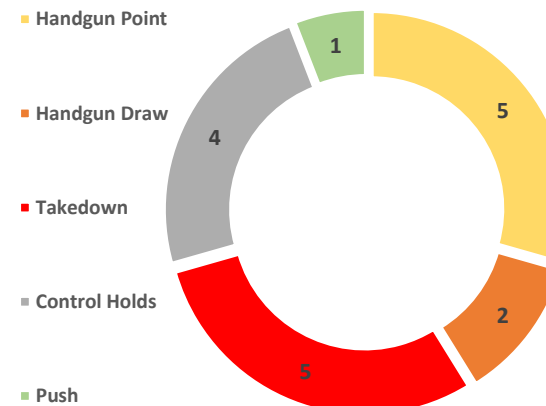
DEPARTMENT ETHNIC DIVERSITY



USE OF FORCE INCIDENTS

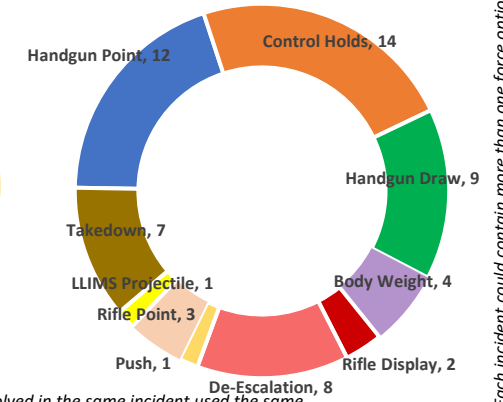


INCIDENT FORCE OPTIONS USED²



2: Some incidents involved the use of multiple force options. If two officers involved in the same incident used the same force option, this data would reflect both officers. As an example, if two officers used control holds in the same incident, this data would reflect two separate control holds.

TYPES OF FORCE USED³



3: Each incident could contain more than one force option. This chart reflects most significant force options used per incident.



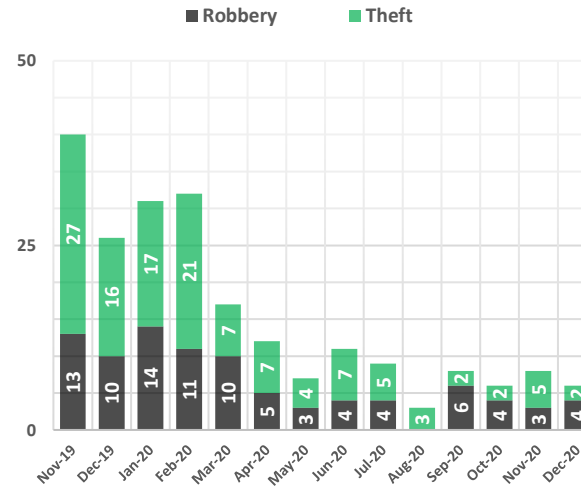
Bay Area Rapid Transit Police Department

101 8th St, Oakland, CA, 94607 (510) 464-7000 www.bart.gov/police

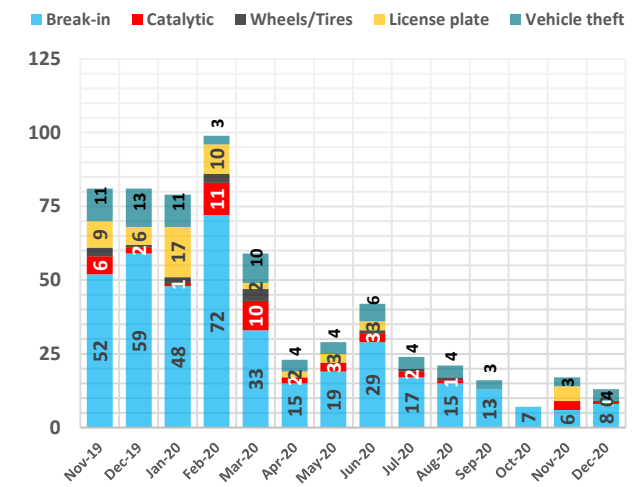
December 2020 Performance Measurement Review - Alameda County

PART 1 UCR Crime	2017	2018	2019	YTD 2019	YTD 2020	PCT %
Homicide	0	2	1	2	0	-100%
Rape	6	3	2	2	3	+50%
Robbery	191	211	229	227	122	-46%
Aggravated Assault	73	87	52	51	54	+6%
Violent Crime Subtotal	270	303	284	282	179	-37%
Burglary (Structural)	8	11	13	13	9	-31%
Larceny & Auto Burglary	1,471	1,262	1,634	1,634	577	-65%
Auto Theft	266	201	149	149	56	-62%
Arson	2	3	5	5	2	-60%
Property Crime Subtotal	1,747	1,477	1,801	1,801	644	-64%
TOTAL	2,017	1,780	2,085	2,083	823	-60%

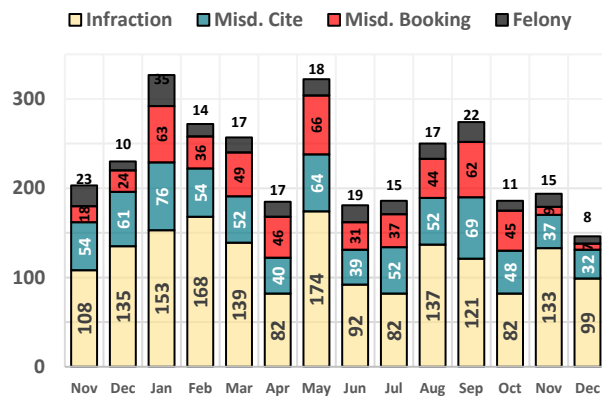
ALAMEDA ELECTRONIC THEFT



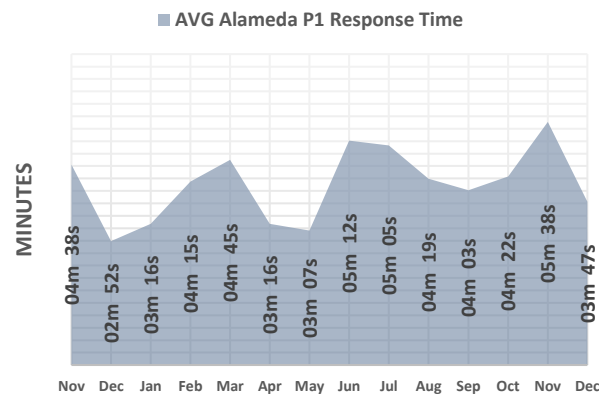
ALAMEDA VEHICLE CRIME



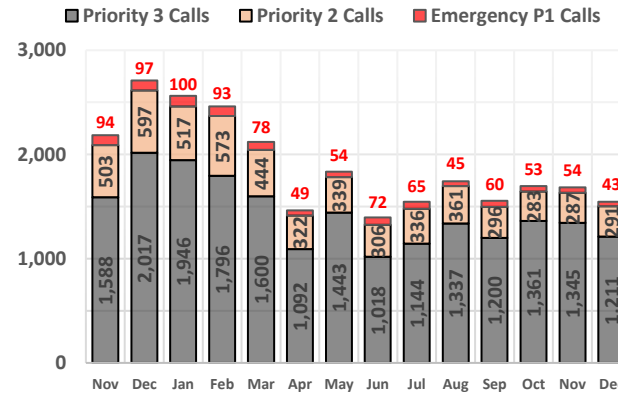
ALAMEDA ARRESTS & CITATIONS



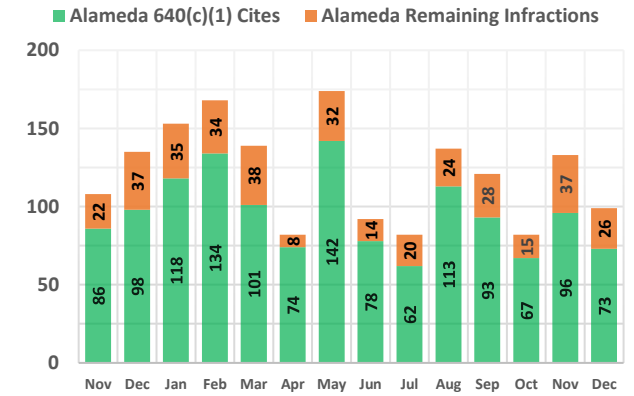
RESPONSE TIME (P1) AVG



ALAMEDA PRIORITY 1 - 3 CALLS



ALAMEDA FARE EVASION



Preface: The data is retrieved from the BART Police Database and remains unaudited until corrections. Numbers may differ from the reported data in the Uniform Crime Reporting (UCR) program.

Late reporting, the reclassification or unbounding of crimes, can affect crime statistics. Overtime costs are projected numbers. Information in the on the Performance Measurements are subject to change.



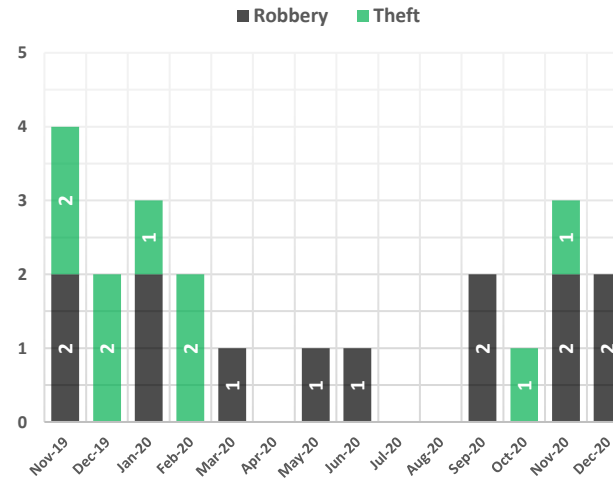
Bay Area Rapid Transit Police Department

101 8th St, Oakland, CA, 94607 (510) 464-7000 www.bart.gov/police

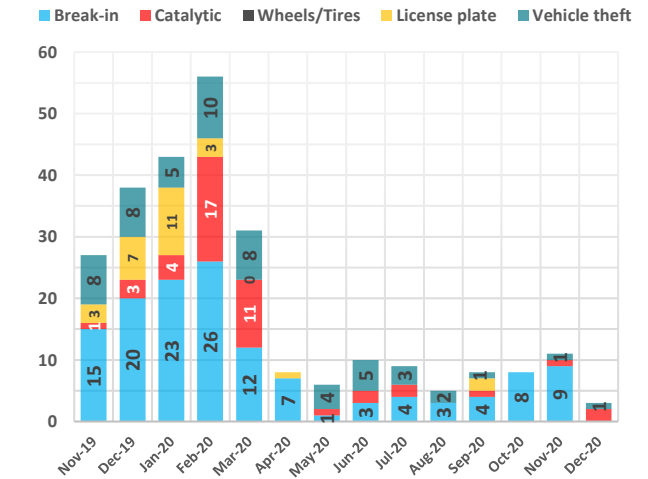
December 2020 Performance Measurement Review - Contra Costa County

PART 1 UCR Crime	2017	2018	2019	YTD 2019	YTD 2020	PCT %
Homicide	0	1	0	0	0	-%
Rape	1	0	4	4	0	-100%
Robbery	35	29	34	34	23	-32%
Aggravated Assault	23	20	23	23	17	-26%
Violent Crime Subtotal	59	50	61	61	40	-34%
Burglary (Structural)	2	1	2	2	1	-50%
Larceny & Auto Burglary	675	669	592	592	202	-66%
Auto Theft	134	124	81	81	40	-51%
Arson	3	1	0	0	0	-%
Property Crime Subtotal	814	795	675	675	243	-64%
TOTAL	873	845	736	736	283	-62%

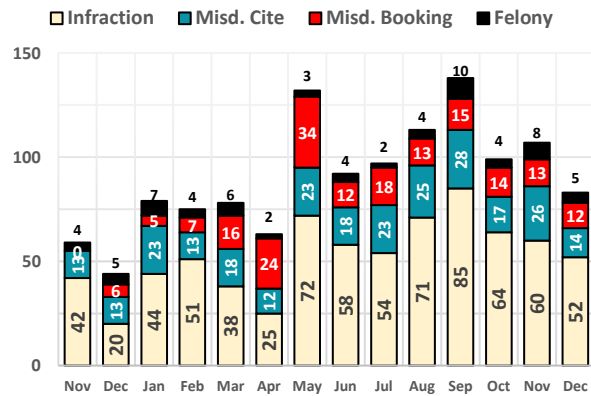
CONTRA COSTA ELECTRONIC THEFT



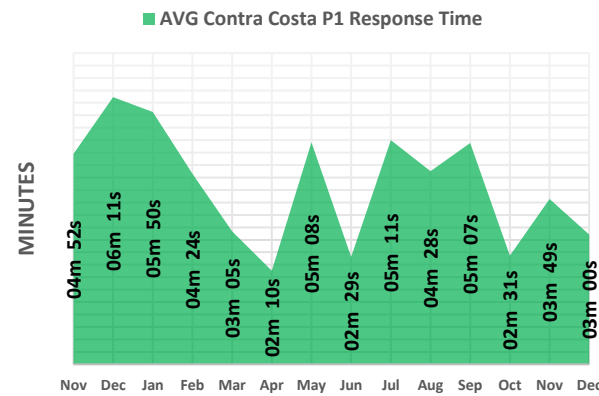
CONTRA COSTA VEHICLE CRIME



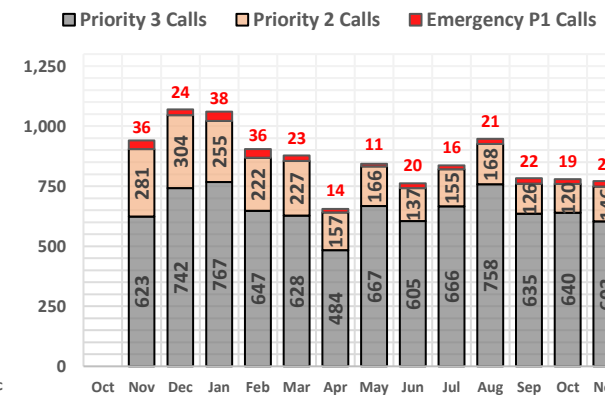
COCO ARRESTS & CITATIONS



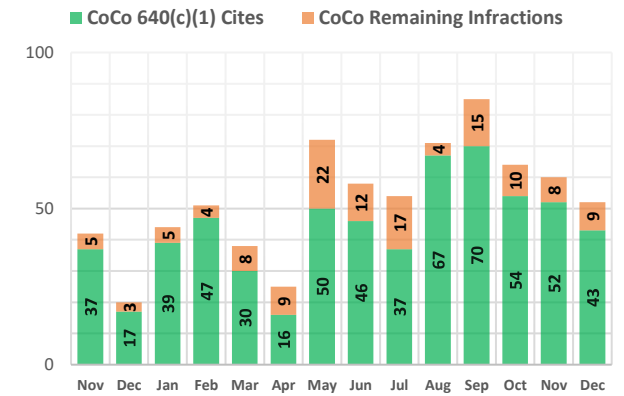
RESPONSE TIME (P1) AVG



COCO PRIORITY 1 - 3 CALLS



COCO FARE EVASION



Preface: The data is retrieved from the BART Police Database and remains unaudited until corrections. Numbers may differ from the reported data in the Uniform Crime Reporting (UCR) program.

Late reporting, the reclassification or unbounding of crimes, can affect crime statistics. Overtime costs are projected numbers. Information in the on the Performance Measurements are subject to change.



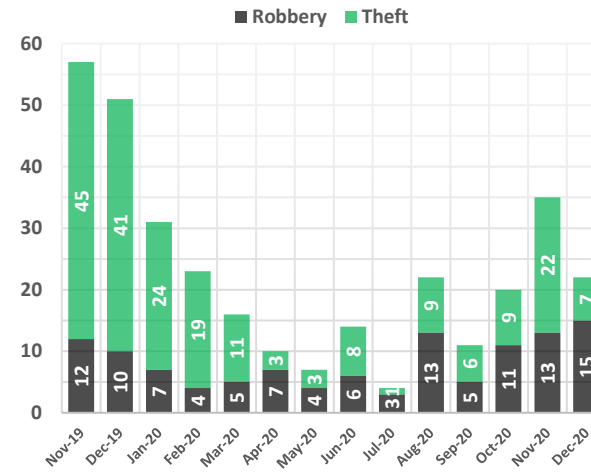
Bay Area Rapid Transit Police Department

101 8th St, Oakland, CA, 94607 (510) 464-7000 www.bart.gov/police

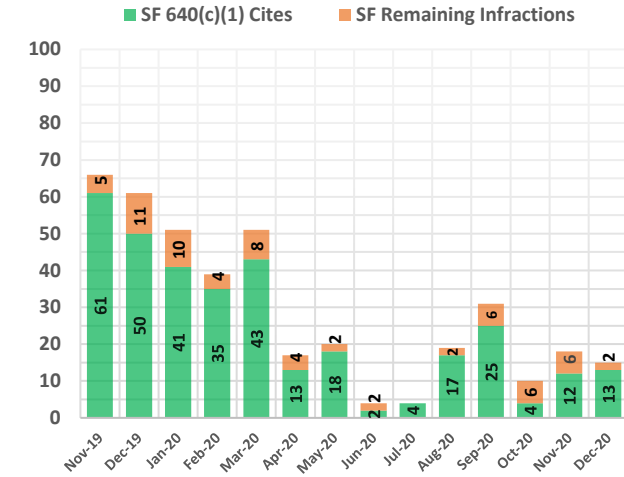
December 2020 Performance Measurement Review - San Francisco County

PART 1 UCR Crime	2017	2018	2019	YTD 2019	YTD 2020	PCT %
Homicide	0	0	0	0	0	-%
Rape	0	0	0	4	4	0%
Robbery	49	97	104	104	101	-3%
Aggravated Assault	23	18	28	28	19	-32%
Violent Crime Subtotal	72	115	132	136	124	-9%
Burglary (Structural)	5	6	4	4	1	-75%
Larceny & Auto Burglary	244	473	619	592	200	-66%
Auto Theft	2	1	1	1	0	-100%
Arson	0	0	0	0	1	-%
Property Crime Subtotal	251	480	624	597	202	-66%
TOTAL	323	595	756	733	326	-56%

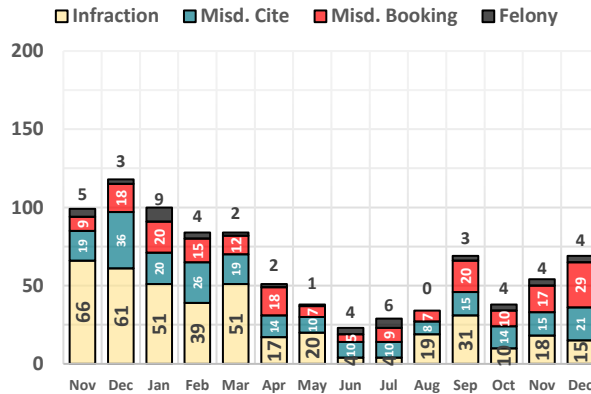
SAN FRANCISCO ELECTRONIC THEFT



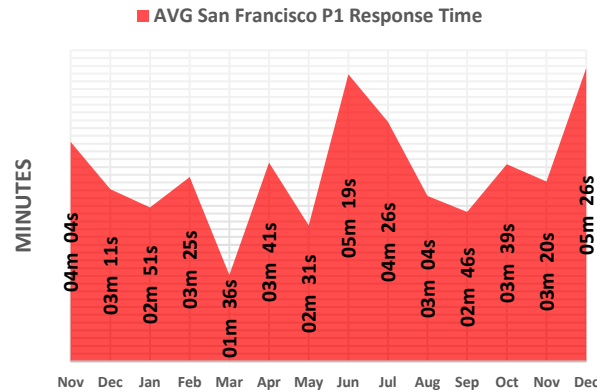
SAN FRANCISCO FARE EVASION



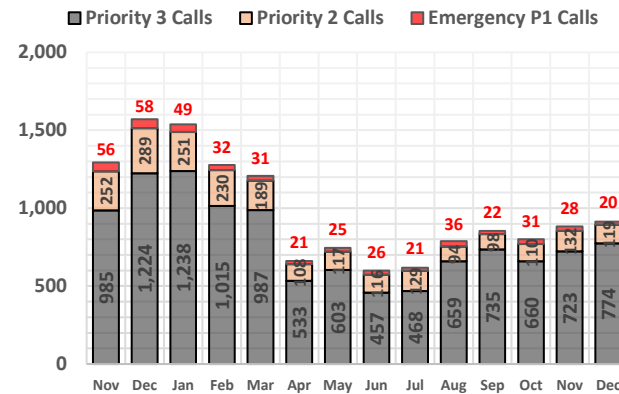
SF ARRESTS & CITATIONS



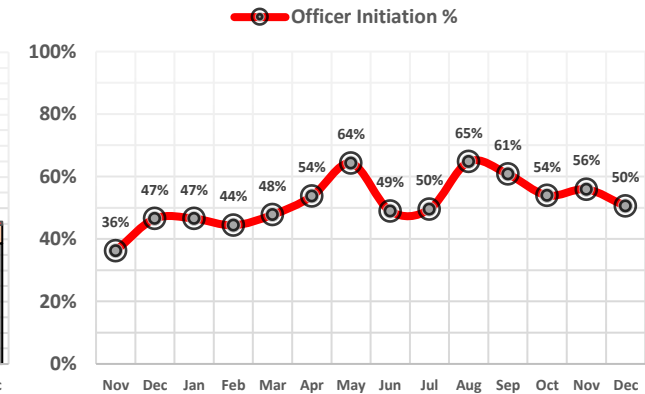
RESPONSE TIME (P1) AVG



SF PRIORITY 1 - 3 CALLS



SF OFFICER-INITIATED INCIDENTS



Preface: The data is retrieved from the BART Police Database and remains unaudited until corrections. Numbers may differ from the reported data in the Uniform Crime Reporting (UCR) program.

Late reporting, the reclassification or unbounding of crimes, can affect crime statistics. Overtime costs are projected numbers. Information in the on the Performance Measurements are subject to change.



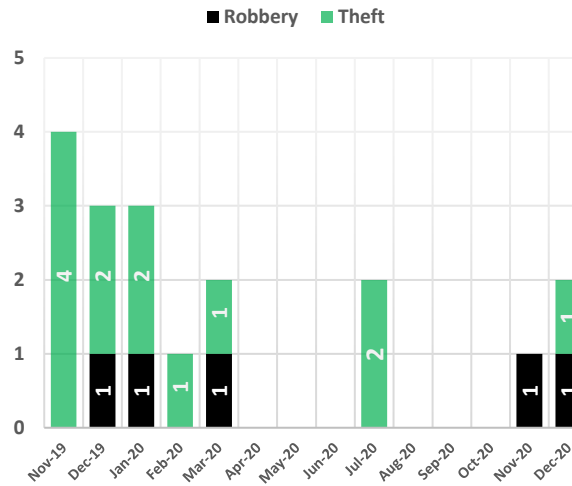
Bay Area Rapid Transit Police Department

101 8th St, Oakland, CA, 94607 (510) 464-7000 www.bart.gov/police

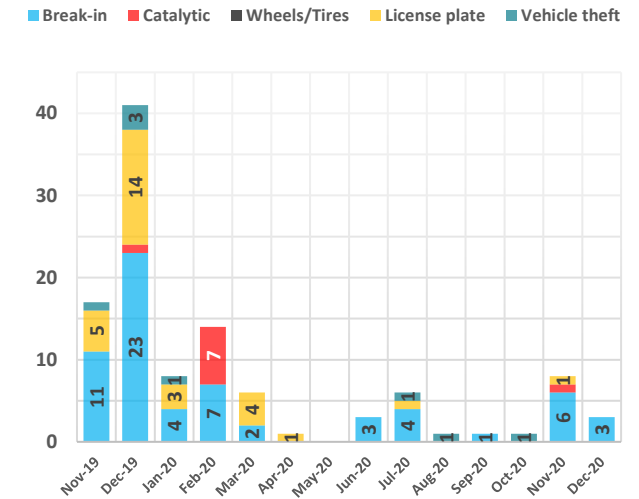
December 2020 Performance Measurement Review - San Mateo County

PART 1 UCR Crime	2017	2018	2019	YTD 2019	YTD 2020	PCT %
Homicide	0	0	0	0	0	-%
Rape	1	0	1	1	1	0%
Robbery	15	8	13	13	6	-54%
Aggravated Assault	6	5	8	8	4	-50%
Violent Crime Subtotal	22	13	22	22	11	-50%
Burglary (Structural)	0	0	0	0	1	-%
Larceny & Auto Burglary	208	161	332	314	75	-76%
Auto Theft	18	19	13	13	4	-69%
Arson	0	0	0	0	1	-%
Property Crime Subtotal	226	180	345	327	81	-75%
TOTAL	248	193	367	349	92	-74%

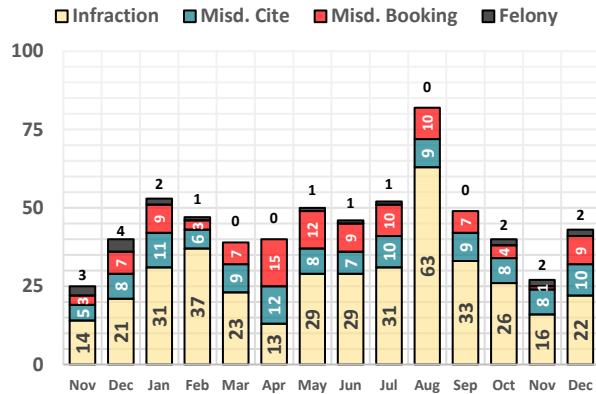
SAN MATEO ELECTRONIC THEFT



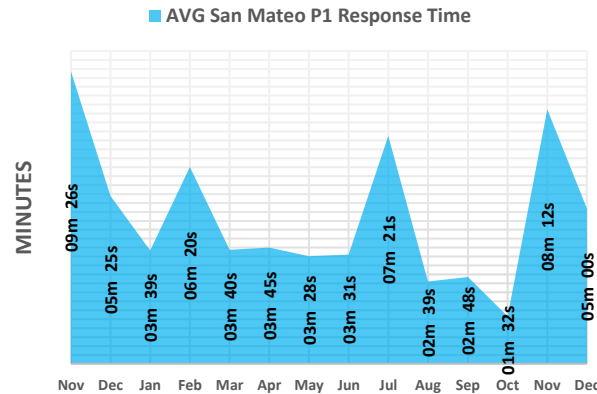
SAN MATEO VEHICLE CRIME



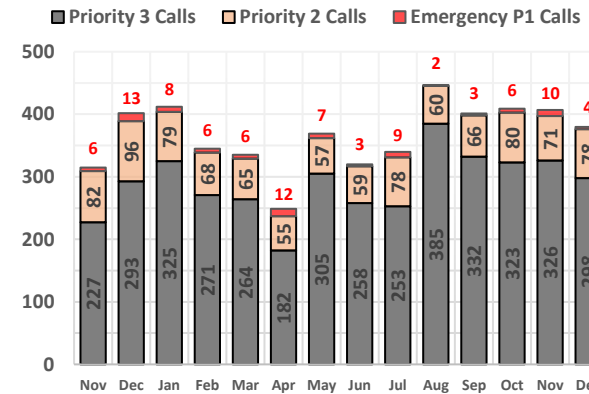
SMC ARRESTS & CITATIONS



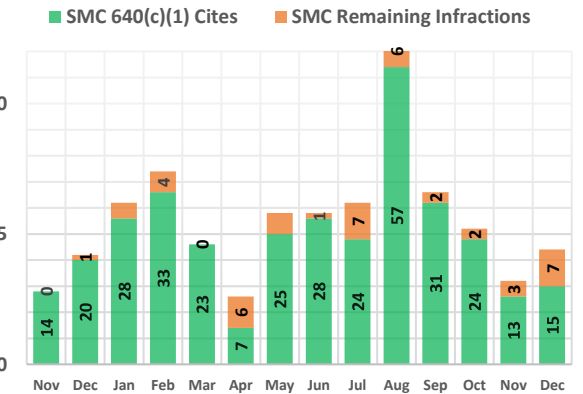
RESPONSE TIME (P1) AVG



SMC PRIORITY 1 - 3 CALLS



SMC FARE EVASION



Preface: The data is retrieved from the BART Police Database and remains unaudited until corrections. Numbers may differ from the reported data in the Uniform Crime Reporting (UCR) program.

Late reporting, the reclassification or unbounding of crimes, can affect crime statistics. Overtime costs are projected numbers. Information in the on the Performance Measurements are subject to change.



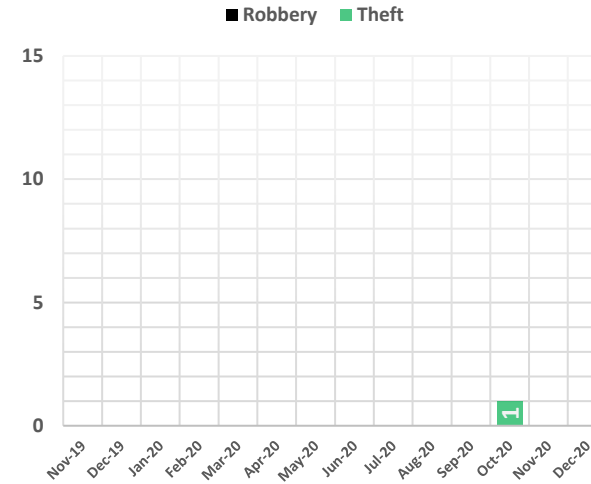
Bay Area Rapid Transit Police Department

101 8th St, Oakland, CA, 94607 (510) 464-7000 www.bart.gov/police

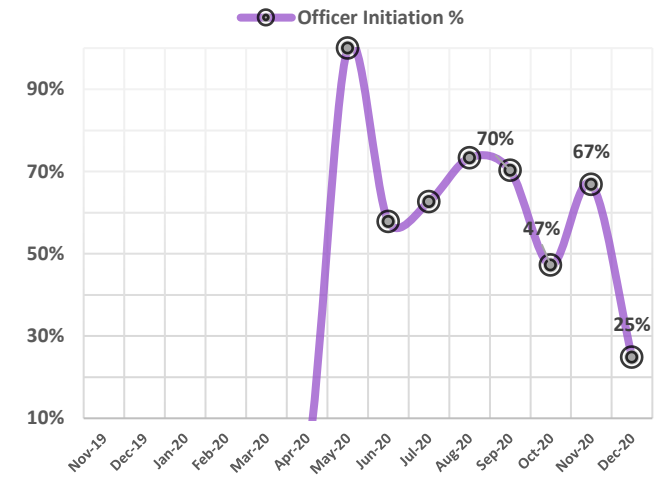
December 2020 Performance Measurement Review - Santa Clara County

PART 1 UCR Crime	2017	2018	2019	YTD 2019	YTD 2020	PCT %
Homicide	-	-	-	0	0	-%
Rape	-	-	-	0	0	-%
Robbery	-	-	-	0	0	-%
Aggravated Assault	-	-	-	0	1	-%
Violent Crime Subtotal	0	0	0	0	1	-%
Burglary (Structural)	-	-	-	0	0	-%
Larceny & Auto Burglary	-	-	-	0	0	-%
Auto Theft	-	-	-	0	0	-%
Arson	-	-	-	0	0	-%
Property Crime Subtotal	0	0	0	0	0	-%
TOTAL	0	0	0	0	1	-%

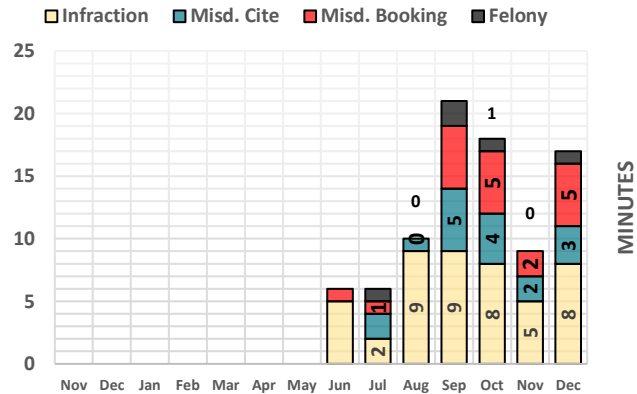
SANTA CLARA ELECTRONIC THEFT



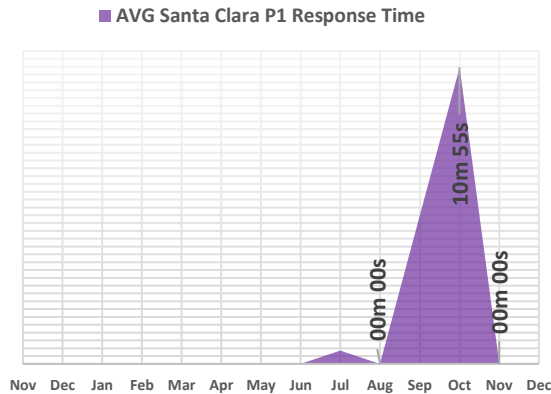
SCC OFFICER-INITIATED INCIDENTS



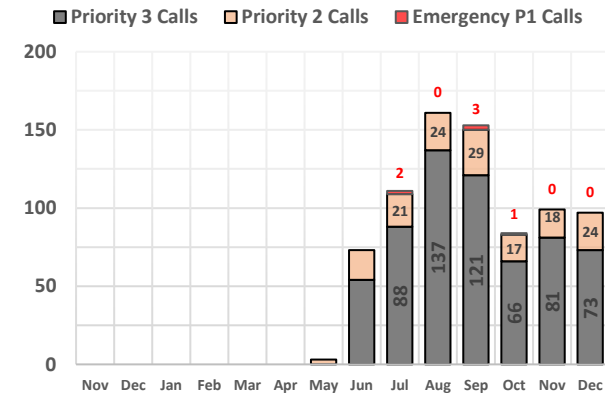
SCC ARRESTS & CITATIONS



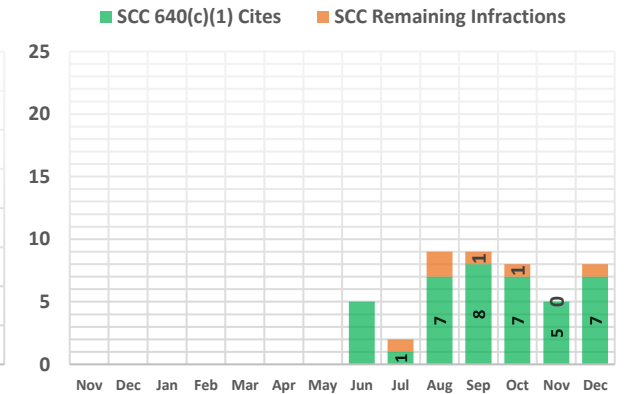
RESPONSE TIME (P1) AVG



SCC PRIORITY 1 - 3 CALLS



SCC FARE EVASION



Preface: The data is retrieved from the BART Police Database and remains unaudited until corrections. Numbers may differ from the reported data in the Uniform Crime Reporting (UCR) program.

Late reporting, the reclassification or unbounding of crimes, can affect crime statistics. Overtime costs are projected numbers. Information in the on the Performance Measurements are subject to change.

BART Police Department - Office of Internal Affairs

Investigation Log

IA#:	DATE OCC'D	DATE REC'D	ALLEGATION	MISC	INVESTIGATOR	STATUS	5 Month Date	Due Date
IA2018-001	1/3/2018	1/3/2018	Force (OIS)		Lt. Salas	Tolled	6/4/2018	
IA2018-043	6/6/2018	6/6/2018	Force		Sgt. Spears	Pending Approval	11/5/2018	
IA2018-060	7/22/2018	7/23/2018	Service Review		Lt. Salas	Tolled	12/23/2018	
IA2020-017	2/15/2020	2/15/2020	Force		Sgt. Spears	Tolled	7/16/2020	2/15/2021
IA2020-015	2/12/2020	2/12/2020	Force, Arrest/Detention	Deferred to OIPA #20-07	OIPA	OIPA Investigation	7/13/2020	2/12/2021
IA2020-020	3/6/2021	2/20/2020	Force	OIPA Intake #20-10	Sgt. Spears	Pending Approval	7/21/2020	2/20/2021
IA2020-022	2/19/2020	2/21/2020	Force, Arrest/Detention, Bias Based Policing, Search or seizure	Deferred to OIPA #20-11	OIPA	OIPA Investigation	7/22/2020	2/21/2021
IA2020-026	3/5/2020	3/9/2020	Arrest/Detention, BBP, Axon Policy/Procedure	Deferred to OIPA #20-14	OIPA	OIPA Investigation	7/30/2020	3/9/2021
IA2020-027	11/10/2019	3/12/2020	POD, Supervision		Lt. Salas	In Progress	4/10/2020	3/12/2021
IA2020-028	3/12/2020	3/12/2020	Force		Sgt. Mavrakis	In Progress	8/11/2020	3/12/2021
IA2020-035	4/26/2020	4/26/2020	BBP,CUBO, Axon	Formal/Admin Investigation	Lt. Salas	In Progress	9/25/2020	4/26/2021

IA2020-036	Unk	4/30/2020	Arrest/Detention, POD, Axon	OIPA Intake #20-17	Lt. Salas	In Progress	9/29/2020	4/30/2021
IA2020-037	Unk	4/30/2020	POD	OIPA Intake #20-18	Sgt. Mavrakis	In Progress	10/3/2020	4/30/2021
IA2020-039	5/14/2019	5/14/2020	POD		Sgt. Mavrakis	In Progress	10/12/2020	5/14/2021
IA2020-042	6/2/2020	6/3/2020	CUBO, Force, BBP		Sgt. Mavrakis	In Progress	11/2/2020	6/3/2021
IA2020-044	6/4/2020	6/5/2020	CUBO, Courtesy, Policy/Procedure	Deferred to OIPA #20-19	OIPA	In Progress	11/4/2020	6/5/2021
IA2020-046	6/8/2020	6/8/2020	BBP, CUBO		Sgt. Mavrakis	In Progress	11/7/2020	6/8/2021
IA2020-047	6/11/2020	6/12/2020	CUBO	Clear by Video	Sgt. Mavrakis	In Progress	11/11/2020	6/12/2021
IA2020-048	7/23/2020	7/23/2020	Force		Sgt. Mavrakis	In Progress	12/22/2020	7/23/2021
IA2020-050	7/7/2020	8/17/2020	Arrest/Detention, Force		Sgt. Spears	In Progress	1/16/2021	8/17/2021
IA2020-051	8/18/2020	8/21/2020	BBP		Sgt. Spears	In Progress	1/20/2021	8/21/2021
IA2020-056	8/29/2020	8/31/2020	CUBO	Possible Clear by Video	Sgt. Mavrakis	In Progress	1/30/2021	8/31/2021
IA2020-057	8/12/2020	8/27/2020	CUBO	Deferred to OIPA #20-22	OIPA	In Progress	1/26/2021	8/27/2021
IA2020-058	9/2/2020	9/3/2020	Force, CUBO	Deferred to OIPA #20-23	OIPA	In Progress	2/2/2021	9/3/2021
IA2020-059	9/4/2020	9/4/2020	POD, Policy/Procedure		Sgt. Spears	In Progress	2/3/2021	9/4/2021

IA2020-060	9/9/2020	9/11/2020	POD, CUBO, Force, Policy/Procedure		Lt. Salas	In Progress	2/10/2021	9/11/2021
IA2020-061	9/9/2020	9/17/2020	CUBO, Courtesy, Axon		Lt. Salas	In Progress	2/16/2021	9/17/2021
IA2020-062	5/21/2020	9/17/2020	Bias Based Policing, CUBO		Sgt. Spears	In Progress	2/21/2021	9/17/2021
IA2020-063	9/18/2020	9/18/2020	Arrest/Detention - Handcuffing, CUBO, Search/Seizure, Axon		Sgt. Spears	In Progress	2/22/2021	9/18/2021
IA2020-065	9/14/2020	9/14/2020	Force, CUBO, POD		Lt. Salas	In Progress	2/13/2021	9/14/2021
IA2020-066	9/17/2020	9/18/2020	Force, CUBO, Bias, POD, Axon		Sgt. Spears	In Progress	2/17/2021	9/18/2021
IA2020-069		10/14/2020	POD	Deferred to OIPA #20-26	OIPA	OIPA Investigation	3/15/2021	10/14/2021
IA2020-070	10/20/2020	10/21/2020	Force, Arrest/Detention, Search/Seizure	OIPA Intake #20-28	Lt. Salas	In Progress	3/22/2021	10/21/2021
IA2020-071	10/15/2020	10/16/2020	Courtesy, POD	Possible Clear by Video	Sgt. Spears	In Progress	3/17/2021	10/16/2021
IA2020-075	10/23/2020	10/23/2020	BBP, Courtesy	Possible Admin Closure	Sgt. Spears	In Progress	3/24/2021	10/23/2021

IA2020-076	10/27/2020	10/29/2020	Arrest/Detention, CUBO, POD, Axon		Sgt. Spears	In Progress	4/3/2021	10/29/2021
IA2020-077	10/16/2020	11/9/2020	Force, Arrest/Detention, CUBO	Deferred to OIPA #20-29	OIPA	In Progress	3/16/2021	11/9/2021
IA2020-078	11/3/2020	11/13/2020	Courtesy	Possible Clear by Video	Sgt. Spears	In Progress	4/3/2021	11/13/2021
IA2020-079	11/9/2020	11/9/2020	POD	Possible Admin Closure	Sgt. Spears	In Progress	4/9/2021	11/9/2021
IA2020-080	9/14/2020	10/26/2020	Arrest/Detention		Sgt. Spears	In Progress	2/14/2021	10/26/2021
IA2020-081	11/18/2020	11/18/2020	Policy/Procedure		Lt. Salas	In Progress	4/19/2021	11/17/2021
IA2020-082	11/17/2020	11/17/2020	BBP, CUBO		Sgt. Mavrakis	In Progress	4/19/2021	11/17/2021
IA2020-083	11/19/2020	11/19/2020	Force, Axon		Sgt. Spears	In Progress	4/20/2021	11/19/2021
IA2020-085	11/27/2020	11/30/2020	CUBO, Axon	Possible Admin Closure	Lt. Salas	In Progress	5/1/2021	11/30/2021
IA2020-086		11/25/2020	POD, Axon		Lt. Salas	In Progress	4/26/2021	11/25/2021
IA2020-087			Awaiting information					12/31/1900
IA2020-089	12/15/2020	12/15/2020	Force		Sgt. Spears	In Progress	5/16/2021	12/15/2021
IA2020-090	12/11/2020	12/13/2020	CUBO	S.R.	Sgt. Mavrakis	In Progress	1/12/2021	12/13/2021
IA2020-091	11/29/2020	11/29/2020	Force		Sgt. Mavrakis	In Progress	4/30/2021	11/29/2021

IA2020-092	11/24/2020	11/30/2020	Arrest/Detention	Inquiry	Sgt. Mavrakis	In Progress	12/30/2020	11/30/2021
IA2020-093	12/3/2020	12/18/2020	CUBO	OIPA Intake #20-32, S.R.	Sgt. Mavrakis	In Progress	1/17/2021	12/18/2021
IA2020-095	12/24/2020	12/29/2020	CUBO, POD		Sgt. Mavrakis	In Progress	5/30/2021	12/29/2021
IA2020-096	12/29/2020	12/29/2020	Force		Sgt. Mavrakis	In Progress	5/30/2021	12/29/2021
IA2021-001	1/2/2021	1/2/2021	Arrest/Detention		Sgt. Mavrakis	In Progress	6/30/2021	1/2/2022
IA2021-002	1/2/2021	1/4/2021	BBP, CUBO		Sgt. Mavrakis	In Progress	6/5/2021	1/4/2022
IA2021-003	9/11/2019	1/7/2019	Force		Sgt. Mavrakis	In Progress	6/8/2021	1/7/2020
IA2021-004	1/5/2021	1/5/2021	Force		Sgt. Spears	In Progress	6/6/2021	1/5/2022
IA2021-005	1/20/2021	1/22/2021	POD		Sgt. Mavrakis	In Progress	6/6/2021	1/22/2022
IA2021-006	1/20/2021	1/20/2019	Force		Sgt. Mavrakis	In Progress	6/21/2021	1/20/2020

BART Watch - 2020

	Jan	Feb	Mar	Apr	May	Jun	Jul	Aug	Sep	Oct	Nov	Dec	YTD
Crime in Progress	53	60	32	17	9	17	16	16	16	13	19	19	287
Disruptive Behavior	589	593	352	78	86	114	140	146	140	182	190	164	2,774
Drug Use	294	222	155	38	52	64	62	71	62	79	66	31	1,196
Human Trafficking	2	0	0	3	1	0	1	0	0	0	0	0	7
Illegally Parked Vehicle	16	22	1	1	2	2	2	2	0	6	1	1	56
Aggressive Panhandling	40	42	15	3	5	3	4	9	5	5	6	4	141
Report a Crime Tip	22	28	10	4	13	29	14	4	11	14	9	16	174
Robbery/Theft	18	13	10	5	6	5	1	6	0	2	2	2	70
Sexual Assault/Lewd Behavior	20	17	35	246	137	327	2	6	12	3	3	2	810
Suspicious Activity	82	71	58	28	17	28	19	18	27	36	27	25	436
Unattended Bag or Package	28	25	9	2	5	6	3	2	2	4	4	3	93
Unsecure Door	11	2	4	4	3	2	0	1	5	6	1	2	41
Vandalism	64	55	21	18	6	21	15	10	12	17	13	11	263
Welfare Check	144	121	91	27	29	39	50	36	34	36	30	33	670
Total	1383	1271	793	474	371	657	329	327	326	403	371	313	7,018
Text-a-Tip	-	-	-	-	-	-	-	20	414	833	1031	1022	3,320

Total Downloads:

90,647